

CATALOGUE  
OF  
SURGICAL INSTRUMENTS  
& APPLIANCES

DOWN BROS

3 & 4 ST THOMAS'S STREET, BOROUGH

LONDON, S. E.

(OPPOSITE GUY'S HOSPITAL)

TELEGRAPHIC ADDRESS:  
DOWN, LONDON.

*BOSTON*  
*MEDICAL LIBRARY*  
*8 THE FENWAY*

Telegraphic Address :  
DOWN, LONDON.

To DOWN BROS.,

3 & 4, St. Thomas's Street, London, S.E.

**ORDER.**

Date \_\_\_\_\_

From \_\_\_\_\_

Address \_\_\_\_\_

Conveyance \_\_\_\_\_

This form must be used for Orders only. If sealed against inspection, or containing any matter of the nature of a letter, it will require a PENNY STAMP.





HALF-PENNY  
STAMP.


Messrs. DOWN BROS.,

3 & 4, St. Thomas's Street.

Borough,

LONDON, S.E.





Digitized by the Internet Archive  
in 2011 with funding from  
Open Knowledge Commons and Harvard Medical School



A CATALOGUE  
OF  
SURGICAL INSTRUMENTS  
AND APPLIANCES

MANUFACTURED AND SOLD BY

*Down Bros.*  
DOWN BROS.,

MAKERS TO GUY'S, ST. THOMAS'S, THE EVELINA, AND OTHER  
LONDON AND PROVINCIAL HOSPITALS AND INFIRMARIES.

THREE AWARDS

International Medical and Sanitary Exhibition, London, 1881.

3 & 4, *ST. THOMAS'S STREET, BOROUGH,*  
LONDON, S.E.  
(OPPOSITE GUY'S HOSPITAL).

---

1890.



*L. S. H. L.*

## P R E F A C E .

---

DOWN BROS., in submitting this new edition of their Catalogue to the Medical Profession, beg to tender their sincere thanks for the liberal and increasing support they have received during the past ten years, and trust by unremitting diligence to merit its continuance.

Every endeavour has been made to render the description of Instruments reliable, particulars having been obtained in most instances from original sources, and also as far as possible to include all new instruments and improvements brought into use up to the time of publication, and it is therefore hoped that it may be found a useful work of reference.

The Prices have been arranged at the lowest possible point consistent with the supply of Instruments of the finest quality and workmanship, while customers may rely on strict adherence to correct models.

TERMS.—5% cash monthly, or net quarterly account.

No discount taken off amounts of less than £1.

New Accounts opened on receipt of the usual business references.

Orders from abroad must be accompanied by remittance.

Cheques should be crossed, "London & Westminster Bank," and Post Office Orders made payable at the Chief Office, St. Martin's-le-Grand,



# INDEX.

---

	PAGE		PAGE
<b>A.</b>			
Abbott's Ear Forceps .....	120	Amesbury's Box Splint .....	445
Abdominal Belts, Binders, etc. ...	468-471	Amputation Instruments.....	1-17
Compressors .....	470	Knives .....	6
Suture Needles .....	24	Saws .....	6, 7
Tourniquets .....	15	Anæsthetic Ether .....	406
Abscess Knives .....	25, 27	Inhalers .....	399, 406
Pocket Knives .....	50-52	Sprays .....	405, 406
Lancets.....	52	Anasarca Trocar.....	358
Absorbent Wools .....	526	Anatomical Instruments .....	367, 368
Acid Brushes .....	504	Andrews' Stethoscope .....	412
Accouchement Binders .....	469	Anel's Lachrymal Syringe .....	158
Acton's Syringe .....	179	Probes .....	170
Acupressure Pins .....	12	Anklets, Elastic .....	472, 473
Acupuncture Pins .....	12	Wire Elastic.....	450
Adams' Eyelid Retractor .....	171	Aneurism Needles .....	18
Iris Scissors.....	173	Tourniquets.....	15-17
Nasal Septum Instruments .....	145	Anti-Rheumatic Belts.....	469
Peritoneum Hook .....	314	Antiseptic Dressings .....	519, 520
Tenotomy Knives .....	27	Inhalers and Solution.....	101, 103
Saws .....	36	Marine Lint.....	519
Æsthesiometers .....	407	Sprays .....	495-497
Air Cushions and Pillows .....	487-489	Apostoli's Apparatus.....	375, 376
Mattresses .....	489	Artery Forceps .....	8-10
Aitken's Stem Pessary .....	293	Articulated and Disarticulated Skulls, etc. ....	367
Albumimetre .....	428	Artificial Arms.....	463, 464
Alexander's Urine Test Case .....	421	Eyes .....	464
Allen's Bronchitis & Croup Kettles, 93-95		Feet .....	464-466
Hot Air Bath .....	97	Fingers .....	464
Nasal Spatula .....	149	Hands .....	464
Politizerisation Apparatus .....	127	Leeches.....	375
Vapour Baths .....	97	Legs .....	464-466
Allingham's Elastic Ligature Instru- ment .....	317	Limbs .....	462-466
Fistula Director .....	321	Sound Magnifiers .....	136
Fistula Scissors .....	324	Tympana .....	135
Ointment Introducer .....	323	Vitreous Bodies .....	177
Pile Clamp .....	319, 320	Armlets, Elastic .....	473
Rectum Specula .....	326	Arm Baths .....	498
Alum Puffs .....	73, 74, 147	Arms, Artificial .....	463, 464
Amalgam Tooth Stopping .....	347	Arm Slings .....	432, 433
Ambulance Hampers .....	519	Sockets .....	463
American Pin Cutters .....	68	Splints.....	437-444
		Ascites Trocars .....	354, 355, 359

	PAGE		PAGE
Ascites Tubes .....	304	Barnes' Caustic Probe .....	248
Aspirators.....	348-350	Craniotomy Forceps .....	229
Tracheotomy .....	92	Ecraseur .....	255
Assilini's Artery Forceps .....	8	Galvanic Stem .....	291
Midwifery Forceps .....	234	Gynæcological Bag .....	246
Astigmatism Dials .....	156	Glove Stretcher .....	248
Atthill's Canula .....	247	Hydrostatic Dilators .....	232, 233
Aural Instruments .....	115-135	Intra-Uterine Stem.....	291
Insufflators .....	126	Metal Pessaries .....	293
Specula.....	129-134	Midwifery Bag.....	224
Auriscopes .....	129-134	"    "    Forceps .....	235
Auscultation Tube .....	127	"    "    with Neville's	
Aveling's Metrotome .....	265	Axis Traction Arrangement ...	236
Midwifery Forceps .....	235	Midwifery Forceps with Simp-	
Polytrite .....	255	son's Handles .....	235, 236
Transfusion Apparatus .....	244	Ointment Instruments .....	248
Uterine Repositor .....	303	Stem Pessary .....	293
Uterine Sound.....	269	Tampon Introducer .....	248
Avery's Ear Forceps .....	120	Tent Introducer .....	272
Awls, for Bone Sutures .....	29	Uterus Tube .....	248
Cleft Palate .....	59	Vaginal Specula .....	278
		Whalebone Probe .....	270
		Zinc Point Introducer .....	248
		Barnes' (Fancourt) Cephalotribe .....	228
		Barron's Stethoscope .....	412
		Barr's Pessary .....	293
		Basdon's Inhaler.....	100
		Basilysts .....	225, 226
		Basins, Bleeding.....	500
		Baths, Arm .....	498
		Bed .....	498
		Eye .....	507
		Bath Specula .....	339
		Thermometers .....	514
		Batteries .....	378-390, 395, 396
		Baummeister's Ophthalmoscope .....	167
		Bavarian Splint Flannel .....	449
		Beale's Urine Test Cabinet .....	421
		Beds, Air and Water .....	489-491
		Bed Baths.....	498
		Cradles and Frames .....	434-436
		Pans .....	498, 499
		Rests.....	499, 500
		Sheets and Sheeting .....	491
		Bedsteads, Invalid .....	516-518
		Bed Urinals.....	483-487, 515, 516
		Beer's Cataract Knife .....	162
		Cataract Needle .....	165
		Bell's Scaling Instruments .....	347
		Bells, Electric .....	507
		Belloc's Epistaxis Canula .....	141
		Belts, Abdominal .....	468-470
		Anti-Rheumatic .....	469
		Cholera .....	469
		Corpulency .....	470
		Riding ...	470
		Swimming .....	489
		Umbilical .....	470-471
		Bennett's Percussors ..	409
		Sets Uterine Instruments .....	246
		Vaginal Speculum .....	278
		Berkeley Hill's Evacuation Apparatus	211
		Urethrotome .....	199
		Bi-Coudée Catheters .....	189

## B.

Baber's Aural Mirror .....	129
Ear Specula.....	131
Nose Hook .....	145
Nose Probes.....	147
Nose Speculum .....	152
Palate Lever.....	147
Snare .....	149
Tongue Depressor .....	81
Back Rests .....	498
Badcock's Vaccine Lancet .....	56
Bader's Cataract Knife .....	162
Ophthalmoscope.....	167
Syringe for Eyelids.....	158
Bags, Gynæcological.....	246
Hot Water .....	490
Ice .....	492-494
Spinal, Hot Water, and Ice .....	493, 494
Midwifery.....	222-224
Surgical.....	19
Baker's (Morrant) Tracheotomy Tubes	89
Baldwin's Ruptured Perineum Needle	239
Ballard's Stopping Forceps .....	347
Balmanno Squire's Urethra Syringe	337
Bandages .....	520-522
Clavicle.....	433
Eye .....	155
Martin's .....	522
Many Tailed .....	522
Prolapsus Ani .....	481
"    "    Uteri .....	482
Suspensory .....	473-476
" T " or Perineal.....	522
Bandage Cutters .....	523-524
Rollers .....	523
Shears .....	524
Bantock's Intra-Uterine Stem .....	290
Barclay's Midwifery Forceps .....	235
Bardeleben's Insufflators .....	507
Barnes' Blunt Hook .....	226

	PAGE		PAGE
Bidets .....	498	Bowman's Strabismus Hook.....	162
Bigelow's Lithotrite .....	218	"    Scissors .....	173
Sinus Dilator.....	19	Suction Instrument .....	176
Billing's Stethoscope .....	412	Suture Needle.....	165
Binaural Stethoscopes .....	417, 418	Vaporizer .....	96
Binders, Obstetric .....	469	Boxes for Amputation Knives .....	6
Bird's Ether Mixtures Inhaler .....	399	for Bistouries .....	20
Bird-Stuffing Instruments.....	368	for Eye Instruments .....	155
Bistouries .....	19-21	for Scalpels, etc. ....	20
Hernia .....	21	Box Splints .....	445
Pharyngeal .....	80	Boxwood Pessaries.....	294
Tonsil .....	83	Boyd's Lithotomy Knife .....	204
Bistoury Boxes .....	20	"    Staff .....	205
Blackbee's Pessary .....	294	Bozemann's Uterine Catheter .....	249
Bladder Instruments .....	178-201	Uterine Scissors .....	266, 267
Forceps.....	194	Vaginal Specula .....	279
Siphons .....	179-181	Braces, Chest Expanding .....	450, 451
Sounds .....	222	Brailey's Ophthalmoscope.....	167
Syringes .....	181	Brain Knives .....	362
Trocars .....	355, 356	Braithwaite's Midwifery Forceps .....	236
Blake's Intra-Uterine Stem .....	291	Brandis' Throat Forceps .....	70
Snare.....	150	Brass Ear Syringes .....	115, 116
Tuning Fork .....	135	Enemas.....	330
Bleeding Basins .....	500	Wound Syringes.....	526
Lancets.....	53	Braun's Nitric Acid Probes .....	248
Blood Catheters .....	189	Uterine Syringe .....	248
Blowpipes.....	360	Braxton Hick's Blunt Hook .....	226
Bloxam's Drop Bottle .....	405	Cephalotribe .....	228
Blunt Hook Retractors .....	23, 25	Ecraseurs .....	256
Hooks, Midwifery .....	226	Midwifery Forceps .....	236
Bones .....	366, 367	Pessaries .....	294
Bone Drainage Tubes .....	524	Transfusion Apparatus .....	244
Drill .....	31	Breast Knives .....	20
Forceps .....	29, 30	Pumps .....	502
Spatulas .....	513	Relievers .....	502
Scrapers or Scoops.....	28	Brewer's Vaginal Speculum .....	280
Suppository Tubes .....	326	Brindley James' Inhaling Respirators	102, 103
Suture Pegs .....	33	Percusso-Punctator .....	421
Boots, Cork .....	451	Pneumatikon .....	102
For Amputations of Foot .....	466	Bristle Probangs .....	115
Boracic Lint and Wool .....	519	Broach, Cleft Palate .....	59
Botanical Instruments .....	371	Brodie's Catheters .....	179, 189
Bottles, Chloroform Drop .....	405	Fistula Directors.....	321
Drop .....	500, 501	Bronchitis Kettles .....	93-96
Hot Water .....	490	Brooks' Cleft Palate Needle.....	64
Vaccine .....	58	Brown's (Gardiner) Aural Reflector	130
Bougies, Œsophagus .....	112	Ear Hook .....	123
Medicated .....	184	"    Trough .....	119
Nasal.....	139	Politzerisation Apparatus .....	127
Rectum .....	317	Tuning Fork .....	135
Urethra.....	182-184	Brown's (Lennox) Cautery Battery..	378
Bougie Cases .....	186	Laryngoscope .....	77
Boulton's Intra-Uterine Stems.....	291	Nasal Speculum .....	152
Bowel Resection Forceps .....	330	Politzerisation Apparatus.....	128
Scissors .....	360	Post-Nasal Scraper .....	143
Bowkett's Thermograph .....	420	"    Syringes .....	140, 141
Bowman's Canaliculus Dilator.....	165	Browne's (Buckston) Bladder Siphon	179
Eye Douche .....	156	Catheter Walking Stick.....	192
Eyelid Retractor.....	171	Lithotomy Tampon .....	209
Eye Suture Needle.....	165	Brudenel Carter's Dials.....	156
Punctum Knife .....	162	Brun's Cautery Battery .....	378
Probes .....	170	Brunton's Auriscope .....	132
Spoons .....	175	Brushes, Camel Hair .....	502, 503
Stop Needle.....	165		

	PAGE		PAGE
Brushes, Glass for Acid .....	504	Carbolic Soap .....	226
Throat .....	68, 69,	Spray Producers .....	495-497
Trepine .....	38	Cardiograph .....	407
Bryant's Abscess Knife .....	50	Carpenter's Lambs .....	75
Catheters .....	189	Carr's Radius Splints .....	443
Colotomy Plug .....	330	Carte's Tourniquet .....	15
Douche for Wounds .....	526	Carter's Demonstration Ophthalmo- scope .....	167
Dressing Forceps .....	47	Cartilage Knives .....	362
Elbow Splints .....	441	Carver's Prepuce Dilator .....	197
Female Urethra Dilators .....	195	Case Sheets .....	408
Fistula Forks .....	273	Cases, Midwifery .....	225
Hip Splints .....	445	Cases for Bougies .....	186
Leg Splints .....	445	for Catheters .....	192
Nasal Insufflators .....	147	for Ear Specula .....	134
Needles .....	275	for Evacuation Apparatus .....	216
Ovariotomy Trocar .....	314	for Ruptured Perineum Needles .....	240
Pile Forceps .....	322	Cataract Knives .....	162, 163
Pocket Case .....	41	Cathcart's Microtomes .....	372
Raspatory .....	36	Catgut Bougies .....	182
Rectum Specula .....	327, 328	Cases .....	55
Sinus Scissors .....	49	Guides .....	186
Snare .....	150	Ligatures .....	11
Talipes Splints .....	460	Catheter Gauges .....	186
Throat Forceps .....	71	Holders .....	192
Torsion Forceps .....	8	Plugs .....	192
Tracheotomy Canulas .....	86	Cases .....	178, 179
Buchanan's Staff .....	205	" Empty .....	192
Buck's Mastoid Drills .....	126	Catheters, Caustic .....	192
Buckston Browne's Bladder Siphon .....	179	Double Channel .....	181
Catheter Walking Stick .....	192	Eustachian .....	119, 120
Lithotomy Tampon .....	209	Female .....	227
Budin's Uterine Catheter .....	249	Male .....	186-189
Bull Dog Artery Forceps .....	8	For Washing out Bladder .....	179-181
Bullet Extractors .....	10	For Washing out Uterus .....	249
Forceps .....	10, 11	Pocket Case .....	44
Probes .....	11	Sims' Sigmoid .....	227
Scoops .....	11	Walking Stick .....	192
Bulley's Leg Splint .....	445	Catkins .....	6
Bunion Springs .....	450	Post Mortem .....	363
Bunsen's Caution Battery .....	378	Catt's Naso-pharyngeal Forceps .....	142
Burney Yeo's Inhaling Respirator .....	102	Caustic Cases .....	44-46
Burrough's Hypodermic Tabloids .....	353	Ophthalmic .....	155
Inhaler .....	100	Catheters .....	192
Burrows' Stethoscope .....	412, 413	Holders, Uterine .....	250
Busk's Leg Splint .....	445	Potass Forceps .....	256
Butcher's Saw .....	7	Points .....	46
Butler Smythe's Battery .....	384	Wires, Throat .....	69
Buttle's Scarifying Knife .....	265	Cauteries, Actual .....	318, 319
Buttons, Suture .....	11	Electric .....	378, 390-392, 395, 396
		Lachrymal .....	155
		Nævus .....	29, 307
		Paquelin's .....	305-308
		Cautery Batteries .....	378, 395, 399
		Irons, Rectum .....	318, 319
		Wordsworth's .....	29
		Celluloid Caustic Cases .....	44
		Female Catheters .....	227
		Inhaling Respirators .....	101, 103
		Pessaries .....	297, 298
		Stethoscopes .....	413, 414, 415
		Cephalotribes .....	228
		Cervix Dilators .....	261-263
		Chain Hooks .....	361

## C.

Cabinets, Drug .....	367
Cadge's Evacuation Apparatus .....	211
Calico Bandages .....	520, 521
Calvert's Carbolic Soap .....	226
Camel Hair Brushes .....	502, 503
Cameron's Midwifery Forceps .....	236
Canaliculus Directors .....	156
Knives .....	162
Probes .....	170, 171
Canulas, Tracheotomy .....	86-89
Capsular Eye Instruments .....	165
Carbolic Dressings .....	519



	PAGE		PAGE
Chain Saw .....	37	Cock's Director .....	197
Chairs, Wheel.....	518	Exploring Trocars .....	358
Chalk's Drop Bottles .....	500	Knife.....	196
Chambers' Guarded Tenaculum .....	263	Suspenders .....	473, 474
Intra-Uterine Stem.....	291	Codman's Spray Inhaler .....	109
Channels, Ear.....	117, 118	Coghill's Inhaler .....	101
Chapman's Hot Water and Ice		Pessaries .....	294
Bags .....	493, 494	Colectomy Clamps .....	330
Charts for recording Diagnoses .....	407, 408	Coles' Trusses.....	478
Galvanic .....	392	Collins' Bladder Siphon .....	179-181
Sick Room .....	504	Gag .....	60
Temperature .....	420	Transfusion Apparatus .....	244
Chassaignac's Drainage Tubes .....	524	Colotomy Instruments .....	330
Ecraseurs .....	255	Plugs.....	330
Chatelaines .....	53	Urinals .....	483
Chesterman's Measures.....	409	Compresses, Hydropathic.....	470
Chest Expanders .....	450, 451	Compressorium Forceps .....	310
Cheyne's Cylinders, Urethral .....	186	Conquest's Craniotomy Forceps .....	229
Chisels, Cleft Palate .....	59	Conversation Tubes.....	136
Necrosis .....	30	Constant Current Batteries .....	378-384
Neurectomy.....	25	Cooper's Cataract Knife .....	162
Osteotomy .....	30	Sliding Hooks.....	23
Post Mortem .....	361	Urethral Extractor.....	216
Chloride of Ammonium Inhaler .....	100, 101	Cooper Rose's Epistaxis Plug .....	142
Chloroform Inhalers .....	400-404	Vaccinator .....	56
Cholera Belts .....	469	Cork Boots .....	451, 466
Churchill's Craniotomy Forceps .....	229	Cornets, Hearing .....	137
Midwifery Forceps .....	236	Coronets, Skull .....	305
Cots, Children's .....	518	Corpulency Belts.....	468-470
Cilia Forceps .....	158	Corrigan's Catery .....	318
Circumcision Clamp .....	197	Cosgrave's Case Sheets.....	408
Civiale's Lithotrite.....	219	Cotton Net Bandage.....	521
Urethrotome .....	199	Cotton Wools .....	526
Clamps, Circumcision .....	197	Cotton Wool Probe, Uterine .....	251
Colectomy .....	330	Conchaide, Diver's.....	504
Hare Lip .....	67	Couches, Invalid.....	518
Knee.....	452	Coudeé Catheters .....	189
Omental .....	310	Couper's Ophthalmoscope .....	167
Pedicle .....	308-310	Cowell's Strabismus Hook .....	162
Pile .....	319, 320	Cradles, Bed .....	434-436
Clarke's Midwifery Forceps .....	236	Craniotomy Forceps .....	229-231
Spray.....	105	Cream Tubes .....	508
Clavicle Bandages .....	433	Crimean Splints.....	438
Clay's Insufflator .....	250, 251	Critchett's Canaliculus Director .....	156
Cleft-palate Instruments .....	59-68	Eyelid Retractor.....	172
Clendon's Elevators .....	342	Spoons .....	175
Tooth Forceps.....	342	Croft's Gag .....	60
Cline's Arm Splints .....	438	Ruptured Perineum Needle .....	239
Leg Splints .....	445, 446	Crotchet Hooks, Fistula .....	273
Thigh Splints .....	446	Crotchets, Midwifery.....	231
Clinical Thermometers .....	418, 419	Crutches .....	466, 467
Thermometer Charts .....	420	Crutch, Clover's .....	208
Clips, Drainage Tube.....	513	Cupping Instruments.....	373-375
Stethoscope .....	415	Glasses.....	373, 374
Clover's Crutch .....	208	Lamps .....	374
Disc Clamp .....	197	Cups, Invalid Feeding .....	507
Ether Inhaler .....	400	Curettes, Eye .....	156
Evacuation Apparatus .....	211	Uterine.....	251, 252
Suture Forceps .....	48	Curling's Rectum Speculum.....	327
Clutton's Bladder Sounds.....	222	Vulsellum .....	261
Dilating Sounds, Urethral .....	182	Cusco's Vaginal Speculum .....	280
Pocket Case.....	39	Cushions, Air .....	487, 488
Cocaine Sprays .....	405	Water .....	490
Cock's Bladder Trocar .....	355	Cutter's Pessaries .....	295, 296

	PAGE		PAGE
Cyrtometers .....	407	Dissection Instruments .....	367, 368
Cyst Forceps .....	311	Forceps, .....	47, 48
Cystoscopes .....	397	Dissector, Durham's .....	20
Cystotomes .....	156	Diver's Couchaide .....	504
Cystotomy Knife .....	209	Dixon's Cataract Knife .....	162
		Dobell's Stethoscope .....	413
		Domette Bandages .....	521
		Double Channel Catheters .....	181
		Douches, Bladder .....	179-181
<b>D.</b>		Ear.....	116
Dalby's Post-Nasal Scraper .....	142	Eye .....	156-158
Daniellson's Diagrams .....	407, 408	Nose .....	139-141
Temperature Charts .....	420	Rectum.....	338, 339
Davies-Colley's Talipes Splint .....	460	Vagina .....	338, 339
Davis' Craniotomy Forceps .....	229	Wound .....	526
Guarded Crotchet .....	231	Drainage Tubes .....	524
Osteotomist .....	240	Empyema .....	21
Vaginal Specula .....	282	Ovariotomy .....	312
Davy's Lever .....	15	Supra-Pubic .....	209, 210
Talipes Shoe .....	460	Drainage Tube Clips .....	513
Dawson's Caustic Catheter .....	192	"    Probes .....	524
Decalcified Bone Drainage Tubes .....	524	Dressings, Antiseptic.....	519, 520
Decapitators.....	231	Dressing Forceps .....	47, 48
Deformity Instruments and Appli- ances .....	450-462	Scissors.....	48, 49
Denman's Midwifery Forceps .....	236	Trays.....	505-507
Perforator .....	242	Drills, Bone .....	31
Dental Instruments .....	341-347	Mastoid.....	126
Mirrors .....	347	Drop Bottles .....	500, 501
Syringes.....	347	Chloroform .....	405
Dentists' Floss Silk.....	347	Eye .....	501
Depilatory Forceps.....	158	Drop Counters, Laryngeal .....	69
Desmarre's Entropium Forceps .....	160	Drop Tubes .....	501
Eyelid Retractor .....	172	Druit's Tooth Forceps .....	342
Secondary Knife .....	163	Drums for Testing Eye Instruments	158
Dessault's Splints .....	447	Dudgeon's Sphygmograph .....	411
Dewar's Spray .....	105	Duffin's Stem Pessary .....	296
De Wecker's Iris Scissors .....	173	Duke's Egg-whisk Curette.....	252
Ophthalmoscope .....	167	Sponge-holding Forceps .....	258
Diagnostic Instruments .....	407-421	Midwifery Tractors.....	243
Stricture Sounds .....	199	Duncan's (Matthews) Cervix Dilators	262
Diagrams, Daniellson's.....	407, 408	Stem Pessary .....	300
Dials for Testing Astigmatism.....	156	Uterine Sound.....	270
Dieffenbach's Artery Forceps .....	8	(W. A.) Uterine Tube .....	249
Dieulafoy's Aspirator.....	348, 349	Duplay's Ear Forceps .....	120
Dilatators, Cervix .....	261, 263	Nose Speculum .....	152
Female Urethra .....	195	Dupuytren's Enterotome .....	330
for Vaginismus .....	252	Lithotome.....	205
Hydrostatic .....	233, 234	Splint.....	446
Laryngeal .....	76	Durham's Fine Dissector .....	20
Lawson Tait's .....	234	Fistula Forceps .....	273
Rectum .....	321	Hare-Lip Forceps .....	67
Sinus .....	19	Needle Holder .....	276
Stricture.....	182, 199	Esophagus Bougies .....	112
Tracheotomy .....	90-92	Perineal Section Knife .....	196
Vaginismus .....	252	Raspatory .....	36
Directors .....	20, 46, 47	Rectal Dilator .....	321
Canaliculus .....	156	Rectum Speculum .....	327
Fistula .....	321	Retractors.....	25
Hernia .....	22	Scrapers .....	28
Resection .....	31	Silk Plaster .....	525
Disarticulated Skeletons & Skulls	366, 367	Throat Forceps .....	71
Discs, Hypodermic, Savory & Moore's	353	Trachea Forceps.....	92
Ophthalmic .....	156	Tracheotomy Canulas .....	86
Dislocation Apparatus .....	432-434	Urethra Forceps .....	217
Dispensing Scales .....	512		

	PAGE
Durham's Urethra Syringe .....	337
Urethrotome .....	199
Dynamometers .....	408

## E.

Ear Instruments .....	115-135
Channels .....	117-119
Cornets .....	137
Curettes .....	125
Drills .....	126
Douches .....	115-119
Forceps .....	120-123
Hooks .....	123, 124
Insufflators .....	126
Knives .....	125, 126
Pads for Projecting Ears .....	451
Probes .....	123, 124, 128, 129
Reflectors .....	129-131
Scissors .....	129
Scoops .....	46, 124
Siphons .....	116
Snare .....	149-151
Specula .....	129-134
Trumpets .....	137-139
Earle's Pelvimeter .....	242
Earthenware Bed-pans .....	498, 499
Dressing Trays .....	505-507
Inhalers .....	98, 99
Urinals .....	515, 516
Eastes' Tongue Depressor .....	81
Eclectic Inhaler .....	98
Ecraseurs .....	255, 256
Laryngeal .....	69
Edelmann's Galvanometer .....	393
Eguisier's Irrigators .....	332
Elastic Bandage .....	521
Belts .....	468-471
Ligature Instrument, Allingham's .....	317
Stockings, etc. ....	472, 473
Elastic Gum Bougies .....	182
Catheters .....	186-189
Œsophagus Bougies and Tubes .....	112
Pessaries .....	296
Rectum Bougies .....	317
Elbow Splints .....	441, 442
Elder's Hæmostatic Forceps .....	312
Hysterectomy Clamp .....	308
Electric Bells for Invalids .....	507
Cauteries.....	378, 390, 392, 395, 396
Light Apparatus .....	395-399
Electrodes .....	375, 376, 390-395
Electrolysis Needles .....	392, 393
Electrolytic Caustic.....	393
Electro-Magnetic Machines .....	390
Electro-Magnetic and Galvanic Batteries and Apparatus .....	375-399
Elevators, Periosteal .....	36, 64
Skull .....	32
Tooth .....	342
Uterine .....	271
Ellis's Clavicle Apparatus .....	433
Embryotomy Scissors.....	232
Emmet's Instruments.....	253

Emmet's Needle Holder .....	276
Tenaculum .....	263
Empyema Tubes .....	21
Endoscopes .....	397-399
Enemas .....	330-340
Enterectomy Instruments .....	330
Enterotome, Dupuytren's .....	330
Entomological Instruments .....	371
Entropium Forceps.....	160
Enucleators, Sims' .....	266
Eperle's Toe-Nail Scissors .....	38
Epiglottis Knife .....	80
Epilation Forceps .....	158
Epistaxis Instruments .....	44, 141, 142
Erichsen's Bladder Sounds .....	222
Caustic Catheter .....	192
Scoop .....	205
Tonsil Scissors.....	83
Sound .....	222
Esbach's Albumimetre .....	428
Esmarc's Tourniquet .....	15
Triangular Bandages .....	521
Ether, Anæsthetic .....	406
Inhalers.....	399-403
Sprays .....	406
Eucalyptus Dressings.....	519
Eustachian Catheters.....	119, 120
Spray .....	105
Evacuation Apparatus for Lithotripsy .....	212-216
Evisceration Globes .....	177
Ewen's Guillotine .....	73
Excavators, Dental .....	342
Excision Scissors .....	173
Splints, Elbow .....	441, 442
" Hip .....	445
" Kneec .....	447, 448
Exploring Needles .....	49
Syringes.....	351
Trocars .....	356-358
Extension Apparatus .....	450
Extractors, Bullet .....	10
Urethral .....	216, 217
Eyes, Artificial.....	464
Eye Instruments .....	154-177
Bandages .....	155
Baths .....	507
Douches and Syringes .....	156-158
Drop Bottles and Tubes.....	500, 501
Ice Bags .....	493
Instrument Boxes .....	155
" for foreign bodies .....	50
Shades .....	175
Suture Needles .....	14
Eyelid Retractors .....	171-173

## F.

Fæcal Urinals .....	483
False Membrane Forceps .....	93
Fancourt Barnes' Cephalotribe.....	228
Feeding Cups .....	507
Feet, Artificial .....	464-466
Female Bladder Sounds.....	222
Catheters .....	227

	PAGE		PAGE
Female Pelvis .....	367	Forceps, Hare Lip .....	67
Urethra Dilators .....	195	Iris .....	161
"  Specula .....	195	Kidney .....	202
Urinals .....	484, 515	Laryngeal .....	70-72
Fenestrated Artery Forceps .....	8	Lion .....	33, 34
Fergusson's Bone Forceps .....	29, 30	Lithotomy .....	203-204
Cleft Palate Instruments .....	59-66	Masslowski's .....	312
Gag .....	60	Midwifery .....	234-238
Hemp Cord .....	12	Nasal .....	142-146
Knee Splint .....	447	Nasal-Septum .....	145, 146
Lion Forceps .....	33	Naso-Pharyngeal .....	142, 143
Lithotomy Knife .....	204	Necrosis .....	34
"  Scoops .....	205	Needle-holding .....	275-277
Pile Scissors .....	324	Omentum .....	310
Rectum Specula .....	327	Onychia .....	34
Saw .....	7	Ovum .....	240-242
Staff .....	205	Pedicle .....	310
Stethoscopes .....	413	Phymosis .....	199
Urethral Extractor .....	217	Pile .....	322, 323
Urethra Forceps .....	217	Pin Cutting .....	68
Vaginal Specula .....	281-282	Placenta .....	241, 242
Field's Artificial Tympanum .....	135	Polypus .....	144, 145
Field Tourniquets .....	15	Rectus .....	161
Fillets .....	232	Resection of Bowel, Makins' .....	330
Fingers, Artificial .....	464	Sequestrum .....	34
Finger Contraction Appliances .....	451	Sinus, Dilating, Bigelow's .....	19
Guards .....	70	"  Lister's .....	47
Knives .....	20, 50-52	Skull .....	38
Saws .....	7, 26	Speculum .....	256-258
Splints .....	444	Splinter .....	48
Stalls .....	524	Suture .....	48
Fisher's Arm Splints .....	438, 439	Throat .....	70-72
Leg Splints .....	454	Toe Nail .....	38
Fistula Directors .....	321	Tongue .....	406
Instruments .....	273-277	Tooth .....	342-345
Needles .....	14	Torsion .....	8
Scissors .....	324	Trachea .....	91-93
Urinals .....	483	Tumour .....	258
Fitch's Ovariectomy Trocars .....	314	Urethra .....	217
Fixation Forceps .....	160	Uterine .....	256-258
Hooks .....	162	Uvula .....	83
Flannel Bandages .....	521	Vulsellum .....	258-261
Flat Foot Appliances .....	452	Foulis' Tourniquet .....	15
Foot Slings .....	434	Fowler's Pessary .....	296
Warmers .....	502	Fox's Ophthalmoscope .....	167
Forceps, Artery .....	8-10	Fox's Tooth Keys .....	346
Bladder .....	194	Fracture Apparatus .....	434-450
Bone .....	29, 30	Frames, Bed .....	434-436
Bullet .....	10-11	Frankel's Nose Speculum .....	152
Cilia .....	158	Rhinoscope .....	148
Cleft Palate .....	59, 60	Frænum Scissors .....	232
Craniotomy .....	229-231	Fulcrums for Wire Twisting .....	277
Cyst .....	311	Fuller's Tracheotomy Canulas .....	87
Depilatory .....	158	Funis Instrument .....	232
Dissection .....	47, 48	Funnels .....	507
Dressing .....	47, 48		
Ear .....	120-123	<b>G.</b>	
Entomological .....	371	Gags, Mouth .....	60-62
Entropium .....	160	Gaiffe's Battery .....	385
Eye .....	158-161	Galvanometers .....	376
For Finger Dislocations .....	444	Rheostat .....	376
Fistula .....	273	Galabin's Bougie for inducing Prema- ture Labour .....	234
Fixation .....	160		
Gouge .....	32, 33		

	PAGE		PAGE
Galabin's Cardiograph .....	476	Golding - Bird's Naso - Pharyngeal	
Cervix Dilators .....	261	Scraper .....	142
Ecraseur .....	255	Pocket Case .....	40
Midwifery Forceps.....	235, 236	Sayre's Apparatus .....	456
Ovum Forceps .....	240	Snare .....	150
Pessaries .....	296	Sprays .....	495
Tenaculum Forceps .....	264	Stethoscope .....	414
Transfusion Apparatus .....	245	Tracheotomy Dilator .....	90
Uterine Sound .....	270	Urethra Syringes.....	338
Vagina Specula .....	282, 288	Gonorrhœa Bags.....	475
Vulsellum Forceps .....	264	Gooch's Canulas .....	255
Galekowsky's Needle Holder.....	53	Splinting .....	449
Galvanic Batteries and Apparatus	375-399	Goodhart's Empyema Tubes .....	21
Cauteries.....	378, 390-392, 395, 396	Gordon's Radius Splints .....	443
Intra-Uterine Stems .....	291	Gogets, Lithotomy .....	204
Galvanometers .....	376, 393	Teale's .....	197
Gamgee's Millboard .....	449	Thompson's.....	194
Sponges.....	519	Gouge Forceps .....	32, 33
Tissue .....	526	Gouges, Necrosis .....	32
Gardiner Brown's Aural Mirror .....	130	Gowan's Bandage Saw .....	523
Ear Hook .....	123	Ear Loop .....	123
Politzerisation Apparatus .....	127	Gag .....	61
Trough for Ear Syringing.....	119	Osteotome .....	35
Tuning Fork .....	135	Retractors.....	35
Gas Brackets .....	75, 76, 164, 165	Stethoscope .....	418
Gastrostomy Instruments .....	330	Gower's Ophthalmoscope .....	167, 168
Gauges, Catheter .....	186	Govlland's Fistula Director .....	32*
Gauze, Carbolic, etc.....	519, 520	Pile Clamp .....	319
Bandages .....	521	Rectum Douche .....	338
Gentlemen's Belts .....	469, 470	" Speculum .....	328
Gerard Teuton's Lachrymptome .....	164	Graduated Glass Measures .....	508-510
Gervis's Cervix Dilators .....	262	Trial Glasses .....	431
Craniotomy Forceps .....	229	Graefe's Cataract Knife.....	162
Curette .....	251	Eye Douche .....	157
Loop Retractor .....	265	Fixation Forceps.....	160
Ovum Forceps .....	240	Graily Hewitt's Intra-Uterine Stem... ..	291
Pessaries .....	297	Midwifery Forceps .....	237
Probes .....	265	Pessaries .....	298
Transfusion Apparatus .....	245	Greenhalgh's Intra-Uterine Stems .. ..	291
Uterine Scraper .....	251	Metrotome .....	265
Wire Loop Retractor.....	265	Midwifery Forceps .....	236
Gibbs' Laryngeal Syringe .....	80	Perforator .....	242
Glass Brushes .....	504	Pessaries .....	297
Drainage Tubes .....	312	Gross's Trachea Forceps .....	92
Funnels .....	507	Gruber's Ear Knife .....	125
Measures .....	508-510	Ear Specula .....	132
Rectum and Vaginal Tubes .....	340	Guillotines .....	72, 73
Specula .....	281	Gum Lancets .....	346
Syringes .....	333	Gun-shot Probes .....	11
Urinals .....	515, 516	Guthrie's Director .....	156
Glauert's Battery.....	383	Gutsch's Mouth Specula .....	80
Globes, Evisceration .....	177	Gutta Percha Splinting .....	449
Gloves, Post-Mortem .....	361	Tissue .....	519
Glycerine Syringes .....	336	Urinals.....	515, 516
Godfrey's Inhaler .....	101	Gynæcological Instruments.....	246-289
Godson's Cervix Dilators .....	262	Bags .....	246
Craniotomy Forceps .....	229		
Pessary .....	297	<b>H.</b>	
Tent Introducer .....	272	Hæmorrhoidal Instruments .....	317, 326
Tumour Forceps .....	258	Clamps .....	319, 320
Golding-Bird's Anæsthetic Inhaler ...	400	Forceps .....	322, 323
Electrolytic Caustic.....	393	Hagedorn's Needles .....	14
Evacuation Apparatus .....	211	Needle Holders .....	276
Flat Foot Apparatus .....	452		

	PAGE		PAGE
Hainsby's Hare-Lip Truss .....	68	Holmgren's Wools .....	177
Hale-White's Drug Cabinet .....	367	Holt's (Barnard) Stricture Dilators ...	199
Tracheotome .....	92	"  Winged Catheters .....	189
Hall Davis's Craniotomy Forceps .....	229	(R. C.) Talipes Splint .....	460
Vaginal Specula .....	282	Honeycomb Sponges .....	526
Hammers .....	362	Hooks, Blunt, to use as Retractors...	23
Ham Splints .....	447	Chain .....	361
Hands, Artificial .....	464	Cleft Palate .....	62
Hand Lamps .....	409	Fistula .....	273
Splints .....	444	Fixation .....	162
Hare-Lip Instruments .....	67, 68	Iris, etc. ....	162
Clamps and Forceps .....	67	Midwifery .....	226
Pins .....	14, 67	Peritoneum .....	314
Scissors .....	68	Pile .....	323
Hare's Stethoscope .....	415	Sharp .....	23
Hartmann's Ear Probes .....	128	Spine .....	243
Knives for Ear .....	125	Strabismus .....	162
Tubes for Ear .....	116	Tracheotomy .....	92
Hawkins' Hand Splints .....	444	Horsehair .....	12
Hayes' Hernia Bistoury .....	21	Hospital Beds .....	516-518
Hearing Instruments .....	136-139	Screens .....	513
Heath's Elbow Splints .....	441	Hot-Air Baths .....	96, 97
Hegar's Cervix Dilators .....	262	Water Bags .....	490
Henriette's Eyelid Retractor .....	173	"  "  Spinal .....	494
Hernia Instruments .....	17-29	Hovell's Naso-Pharyngeal Forceps... 143	
Bistouries .....	21	Howse's Excision Splint .....	447
Directors .....	22	Tracheotomy Canulas .....	88
Director and Aneurism Needle... 46		Huggett's Hypodermic Solutions .. 353	
Needles .....	22	Hughes' Stethoscope .....	415
Hewitt's Intra-Uterine Stem .....	291	Hulke's Eye Suture Needle .....	165
Midwifery Forceps .....	237	Hull's Uterus Truss .....	481
Pessaries .....	298	Humerus Splints .....	442, 443
Vaginal Speculum .....	282	Hunter Mackenzie's Inhaling Respi- rator .....	103
Hey's Saws .....	38	Nasal Saw .....	149
Heywood Smith's Cervix Dilators ... 262		Hurd's Pessary .....	298
Ecraseurs .....	255	Husband's Vaccine Tubes .....	58
Ovum Forceps .....	241	Hutchinson's Catheter Plug .....	192
Tumour Forceps .....	258	Clamp .....	308
Uterine Scissors .....	269	Gag .....	61
Uterine Sound .....	270	Spirometer .....	412
Vaginal Specula .....	289	Hydrocele Trocars .....	357
Hicks' (Braxton) Cephalotribe .....	228	Hydropathic Compressors .....	470
Ecraseurs .....	256	Hydrostatic Dilators .....	232, 236
Midwifery Forceps .....	236	Hypodermic Discs .....	353
Ovum Forceps .....	240	Solutions .....	353
Pessaries .....	294	Syringes .....	351, 353
Transfusion Apparatus .....	244	Tabloids .....	353
Higginson's Enemas .....	331	Hysterectomy Instruments .. 304-316	
High Boots .....	451	Clamps .....	308, 309
Hill's (Berkeley) Evacuation Apparatus 211			
Urethrotome .....	199		
Hilliard's Vaccinator .....	57		
Hilton's Rectum Specula .....	328		
Snare .....	150		
Tracheotomy Canulas .....	87		
Hinton's Myringotome .....	125		
Hip Splints .....	445		
Hodgen's Suspension Splint .....	447		
Hodge's Pessaries .....	298		
Hœmodynamic Forceps .....	8, 312, 313		
Hoffman's Gouge Forceps .....	32, 33		
Hollis's Tongue Depressor .....	81		
Holmes' Craniotomy Forceps .....	229		
Perforator .....	242		

## I.

Ice Bags .....	492-494
Immisch's "Watch" Clinical Ther- mometer .....	419
Imray's Ear Scoop .....	123
India-rubber Bandages .....	521
Catheters .....	189
Drainage Tubes .....	524
Ear Syringes .....	117
Enemas .....	330-333
Empyema Tubes .....	21
Finger Stalls .....	524
Gloves .....	361

	PAGE
India-rubber Hot Water Bottles .....	490
Ice Bags .....	492-494
Œsophagus Tubes .....	112
Pessaries.....	298, 299
Sheeting .....	491
Stamps .....	408
Tracheotomy Tubes .....	89
Urethra Syringes.....	337, 338
Urinals .....	483-487, 515
Web Bandages .....	521
Induced Current Batteries .....	383-388
Inglis's Midwifery Forceps .....	237
Ingram's Enemas .....	331
Inflating Pessaries .....	299
Inhalers .....	98-104
Anæsthetic .....	399-406
Antiseptic .....	101, 103
Steam .....	109, 110
Inhaling Respirators .....	101-103
Injection Syringes .....	330-338
Instruments for inducing Premature Labour .....	234
Insufflators .....	507, 508
Ear.....	126
Lund's Rectal .....	330
Throat .....	73, 74
Urethra .....	196
Uterine .....	250, 251
Intra-Uterine Stems .....	290-293
Syringes.....	249
Intubation Instruments .....	90
Invalid Appliances .....	498-518
Couches.....	518
Feeding Cups .....	507
Spring Beds .....	516-518
Iodine Inhalers .....	98
Iodoform Dredges .....	507
Dressings .....	519
Insufflators .....	507, 508
Puffs .....	507, 508
Iridectomy Knives .....	164
Iris Forceps .....	161
Knives .....	164
Needles .....	165
Scissors .....	173
Iron Wire.....	12
Irrigators, Eguisier's.....	332
Irrigators, Wound .....	526
Ivory Suture Quills.....	240

J.

Jackson's Vaginal Speculum.....	283
Jacob's Solution Needles .....	165
Jaconet .....	491
Jacobson's Elbow Splints .....	441
Hare-Lip Knife .....	68
Lithotomy Forceps.....	209
Pocket Case .....	41
Scrapers .....	28
Jaeger's Iridectomy Knife .....	164
Test Types .....	176
James's (Brindley) Inhaling Respi- rators.....	102, 103

	PAGE
James's (Brindley) Percusso-Punctator .....	421
Pneumatikon .....	102
Jaw Saws .....	37
Splints .....	65, 66
Jeffrey's Respirators .....	104
Johnson's Apparatus for Estimating amount of Sugar in Urine.....	426
Jones's (Sydney) Cyst Forceps .....	311
Rectum Clamp.....	320
Junker's Inhaler .....	400, 401
Jury Masts .....	456

K.

Kabierski's Insufflator .....	73
Keall's Evisceration Globes .....	177
Keene's Snare .....	150
Vapour Box.....	127
Keith's Drainage Tubes .....	312
Kennedy's Enemas.....	332
Keratotomy Mirrors.....	169
Keratomes .....	164
Kettles, Bronchitis.....	93-96
Keyhole Saw .....	37
Key's Catheters .....	189
Director .....	22
Lithotomy Knife.....	204
"    Staff .....	205
Keys, Tooth.....	346
Kidd's Cephalotribe .....	228
Vulsellum .....	261
Kiessler's Mouth Mirrors .....	347
Kidney Instruments .....	202, 203
Kidney-shaped Dressing Trays .....	505-507
Knee Caps .....	452, 472, 473
Knee Clamps or Trusses .....	452
Knee Splints .....	447
Knives, Abscess .....	25, 26, 50, 52
Adams' Subcutaneous Osteotomy .....	33
Amputation .....	6
Bone .....	513
Brain .....	362
Breast .....	20
Canaliculus .....	162
Cartilage .....	362
Cataract .....	162, 163
Cleft Palate .....	62
Cock's .....	20
Cryotomy .....	209
Ear .....	125, 126
Entomological .....	371
Finger .....	20, 50-52
Fistula .....	273, 274
Hare-Lip .....	68
Iridectomy .....	164
Kidney .....	202
Lachrymal .....	162
Lithotomy .....	204, 205
Microscopic .....	371
Minor Operation.....	19, 28
Paget's .....	25
Palette .....	513
Pill.....	513
Pocket .....	50-52

	PAGE		PAGE
Knives, Punctum .....	216	Leather Foot Slings .....	434
Resection .....	33	Knee Caps .....	452
Scarifying, Eyelid .....	104	Shoulder Caps .....	434
"  Uterine .....	265	Sockets for Arm .....	463
Secondary .....	163	"  "  Leg .....	464-465
Section .....	371	Splints .....	454, 455
Sims' .....	266	Lee's Canula .....	234
Tenotomy .....	27, 28	Craniotomy Forceps .....	230
Koerberlé's Serre-Nœud .....	309	Midwifery Forceps .....	237
König's Tracheotomy Canulas .....	88	Vapour Bath .....	96
Kramer's Ear Speculum .....	132	Leclanché Batteries .....	379, 380
Eustachian Catheters .....	119	Leeches Artificial .....	375
Küchenmeister's Scissors .....	269	Leech Cages, Uterine .....	265
		Legs, Artificial .....	464-466
		Pin .....	464, 465
<b>L.</b>		Leggings, Elastic .....	472, 473
Lachrymal Cauteries .....	155	Le Gros Clark's Hernia Knife .....	21
Knives .....	162	Leg Splints .....	445-448
Probes .....	170, 171	Leicester Plasters .....	525
Styles .....	175	Leiter's Cystoscope, etc. ....	397-399
Syringe .....	158	Pnelectroscope .....	398
Lachrymotomes .....	164	Temperature Regulators ...	494, 495
Lactometers .....	508	Lennox Brown's Cautery Battery ..	378
Ladies' Abdominal Belts .....	468, 469	Laryngoscope .....	77
Stays .....	470	Nose Speculum .....	152
Lallemand's Caustic Catheters .....	192	Politisation Apparatus .....	128
Laminaria Tents .....	272	Post-Nasal Curette .....	143
Lamps, Cupping .....	374	Post-Nasal Syringes .....	140, 141
Laryngeal .....	75, 76	Uvula Forceps .....	83
Ophthalmic .....	164, 165	Lenses, Pocket .....	420
Portable .....	409	Lens Hooks .....	162
Spirit .....	430	Prickers .....	162
Lancets, Abscess .....	52	Lenticulars .....	33
Bleeding .....	53	Leroy D'Etoile's Urethral Extractor	217
Gum .....	346	Leslie's Plasters .....	525, 526
Laryngeal .....	76	Lever's Decapitator .....	231
Vaccination .....	56, 57	Vectis .....	245
Lancet Cases .....	53	Liebreich's Canaliculus Knife .....	162
Landholt's Ophthalmoscope .....	167	Drop Bottles .....	501
Lane's Dissecting Case .....	367	Eye Bandages .....	155
Rectum Speculum .....	328	Eyelid Retractor .....	173
Lang's Ophthalmoscope .....	167	Iris Forceps .....	161
Langenbeck's Finger Guards .....	70	Ophthalmoscope .....	168
Retractors .....	25	Probes .....	170
Laryngeal Instruments .....	68-84	Ligature Silks, etc. ....	11, 12
Cauteries .....	392	Lined Splints .....	440
Lamps .....	75, 76	Linen Bandages .....	522
Sprays .....	105-110	Lints .....	525
Laryngoscopes .....	77-79	Litmus Paper .....	139
Laryngotomy Canulas .....	89	Lion Forceps .....	33, 34
Lawrence's Cradle and Splints .....	435	Lister's Dilating Sounds .....	182
Lawson Tait's Artery Forceps .....	9, 312	Ear Hook .....	123
Dilators .....	233	Sinus Forceps .....	524
Ovariotomy Trocar .....	316	Scrapers .....	28
Pedicel Clamp .....	309	Sprays .....	496, 497
Rope Ecraseur .....	309	Tourniquet .....	16
Suction Syringe .....	314	Liston's Amputation Knives .....	6
Tubes for Washing out .....	304	Artery Forceps .....	9
Uterine Repositors .....	303	Bistouries .....	20, 50-52
Lazerovitch's Blunt Hook .....	226	Bone Forceps .....	30
Lead Suture Buttons .....	11	Dilating Sounds .....	184
Lead Weight for Aneurism .....	15	Lithotomy Knife .....	204
Leather Figure for Obstetric Demon-		Nævus Needles .....	24
strations .....	367	Splints .....	447, 448



	PAGE
Lithotomy Instruments.....	203-211
Lithotome .....	205
Lithotripsy Instruments .....	211-222
Sets .....	211
Lithotrites .....	218-220
Litmus .....	429
Loane's Vaccinator.....	57
Locock's Pessary .....	299
Lloyd Roberts' Ovum Forceps... 241,	242
Löwenberg's Naso-Pharyngeal For- ceps .....	143
Lowne's Spirometer .....	412
Lowndes' Vectis .....	245
Lucae's Ear Siphon .....	116
Lucas's Ear Speculum .....	133
Kidney Instruments .....	202, 203
Nose Speculum .....	152
Pocket Case.....	39
Polypus Scissors.....	149
Trachea Forceps.....	92, 93
Luer's Eyelid Retractor.....	173
Luke's Cradle .....	436
Lunley Earle's Pelvimeter .....	242
Lunar Caustic Points .....	46
Lund's Insufflator .....	330
Lupus Scrapers .....	28
Lymph, Vaccine .....	58
Lyon's Stricture Dilator .....	199

## M.

McClintock's Ovum Forceps .....	242
MacCormac's Bladder Sound .....	222
Excision Splint.....	448
MacEwen's Chisels .....	30
Macintosh Sheeting .....	491
Mackintosh's Stem Pessary .....	299
McIntyre's Splints .....	448
Mackenzie's (Hunter) Inhaling Respi- rator .....	103
Nasal Saw.....	149
Mackenzie's (Morell) Battery .....	386
Gas Bracket.....	75, 76
Guarded Wheel Ecraseur .....	69
Guillotine .....	73
Insufflator .....	74
Laryngeal Dilator .....	76
Lancet .....	76
Laryngoscope .....	77
Nasal Bougies .....	139
Punch Polypus Forceps.....	144
Throat Brushes .....	68
Caustic Wires .....	69
Throat Electrode .....	395
" Forceps .....	72
Uvulatomer .....	83
Uvula Twitch .....	83
Macnamara's Eyelid Retractor .....	173
Macnaughton Jones' Ear Probes.....	129
Magnet for Eye .....	165
Magneto-Electric Machines .....	390
Mahomed's Microscopic Dissection Case .....	371
Sphygmograph .....	411

	PAGE
Maisonneuve's Urethrotome .....	199
Makin's Forceps for Resection of Bowel.....	330
Male Urethra Specula .....	199
Urinals .....	483-487, 516
Malgaigne's Hooks .....	449
Mallets .....	34
Manacles .....	508
Manby's Lithotrite.....	219
Mannikin .....	37
"Many-tailed" Bandages.....	522
Marine Lint .....	519
Marshall's Osteotribe .....	36
Resection Knives .....	33
Martindale's Inhaler .....	99
Martin's Funis Instruments .....	232
Rubber Bandages .....	522
Mason's Cleft Palate Forceps .....	60
Dissection Forceps .....	20
Elbow Splints .....	441
Lithotomy Straps .....	208
Necrosis Forceps.....	34
Masslowski's Forceps .....	312
Mastoid Drills .....	126
Materials for Splints .....	449
Mather's Surgeon's Plaster .....	526
Mathieu's Ear Forceps .....	121
Speculum .....	329
Matthews' Craniotomy Forceps .....	230
Matthews Duncan's Cervix Dilators Stem Pessary .....	300
Uterine Sound.....	270
Vulsellum .....	261
Mattresses, Air and Water .....	489, 490
Maunders' Nasal Septum Instrument Spray.....	106
Meadows' Eraseurs .....	256
Intra-Uterine Stem .....	291, 292
Vaginal Specula .....	283, 284
Mead's Plasters .....	526
Measures, Glass .....	508-510
Pocket Tape.....	409
Medicated Bougies.....	184
Suppositories .....	326
Medicine Tumblers.....	510
Meibomian Cyst Scoops .....	174
Mercier's Bladder Sounds.....	222
Mercurial Vapour Baths .....	96
Metacarpal Saws.....	7
Metrotomes .....	265
Meyer's Pessary .....	300
Michel's Rhinoscope .....	148
Microscopes.....	368-371
Microscopic Dissection Instruments Slide Boxes .....	371
Slides and Covers .....	371
Syringe .....	371
Microtomes .....	372
Midwifery Instruments .....	222-245
Bags and Pouches .....	222-224
Cases, Pocket .....	225
Forceps .....	234-238
Millboard Splinting .....	449
Miller's Cocaine Spray .....	405

	PAGE
Millar's Tubular Air and Water Beds .....	489, 490
Milne Murray's Midwifery Forceps... ..	237
Minor Operation Instruments .....	17-29
Miot's Ear Speculum .....	133
Mirrors, Mouth .....	347
Reflecting Ear.....	129-131
Mitigated Caustic Points .....	46
Mittens Elastic .....	473
Moc-Main Trusses .....	478
Moon's Jaw Splint .....	65
Tooth Elevator .....	342
Morgan's Evacuation Apparatus.....	211
Midwifery Tractors.....	243
Suspenders .....	476
Morrant Baker's Artery Forceps.....	9
Tracheotomy Tubes .....	89
Morse's Ear Forceps .....	121
Mortimer Granville's Sphygmograph	411
Moulded Leather Splints ..	454, 455
Poroplastic Splints .....	455
Morel's Apparatus .....	420
Mouth Instruments .....	59-68
Gags .....	60-62
Mirrors .....	347
Needles.....	14
Specula .....	80
Wedges.....	65
Mudge's Inhaler.....	99
Mugs, Spitting.....	513
Mules's Evisceration Globes .....	177
Murphy's Chloroform Inhaler .....	402
Craniotomy Forceps .....	230
Murray's Chloroform Inhaler .....	402
Muslin Bandages .....	522
Myringotome, Hinton's.....	125

N.

Nail Scissors .....	512
Napier's Retention Catheter .....	189
Nasal Instruments .....	139-154
Deformity Instruments .....	145, 146
Douches and Syringes.....	139-141
Forceps .....	142-147
Insufflators .....	147
Probes .....	147
Saw .....	149
Septum Forceps .....	145, 146
Snare .....	149-151
Spatula .....	149
Specula .....	152-154
Sprays .....	106
Stem Pessary .....	300
Nævus Cauteries .....	29, 307
Needles.....	24
Neale's Uterine Scraper .....	251
Necrosis Instruments .....	29-38
Forceps.....	34
Needle Books .....	15
Holders .....	53, 166, 275-277
Needles, Abdominal Suture .....	24
Acupressure .....	12
Acupuncture.....	12

	PAGE
Needles, Aneurism.....	18
Bryan's .....	275
Cataract .....	165, 166
Cleft Palate .....	64
Electrolysis .....	392, 393
Exploring .....	49
Eye .....	14, 165, 166
Fistula .....	14, 274, 275
Hernia .....	22
Kidney .....	203
Mouth .....	14, 64
Nævus .....	24
Ovariotomy .....	14
Pecicle .....	314
Post-Mortem .....	14
Ruptured Perineum .....	238-240
Seton .....	52
Suture .....	12-14
Nélaton's Bullet Probes .....	11
Cyst Forceps .....	311
Radius Splints.....	444
Nelson's Inhaler .....	99
Nephrectomy Instruments .....	202, 203
Nettleship's Eyelid Retractor .....	173
Ophthalmoscope .....	167, 168
Neugabauer's Specula .....	278, 284
Neurectomy Chisel.....	25
Nippers, Nail .....	38
Hare-Lip Pin .....	68
Nitric Acid Capsules .....	429
Nose Instruments .....	139-154
Apparatus for Ether .....	402
Deformity Instruments .....	145, 146
Douches .....	139, 140
Forceps.....	142-146
Insufflators .....	146
Probes .....	147
Saw .....	149
Scissors.....	149
Snare .....	149-151
Spatula .....	149
Specula .....	152-154
Syringes .....	140, 141
Nott's Vagina Speculum .....	284
Noye's Eyelid Retractors .....	173
Nurses' Cases .....	510
Chatelaines .....	53
Sabretasches .....	53

O.

Oakum .....	519
O'Beirne's Enema .....	330
Tubes .....	339
Obstetric Instruments .....	222-245
Bags .....	222-224
Binders .....	469
O'Dwyer's Intubation Instruments... ..	90
Oesophagus Instruments .....	110-115
Bougies.....	112
Tubes .....	112
Oidtman's Syringes .....	336
Oiled Paper .....	519
Silk .....	525

	PAGE
Ointment Introducers .....	323
Uterine .....	249
Oldham's Midwifery Forceps .....	287
Perforator.....	242
Ophthalmoscope.....	169
Spine Hook .....	243
Oliver's Urine Test Case .....	421
Test Papers and Apparatus .....	421, 429, 430
Omental Clamps.....	310
Onychia Forceps.....	34
Open Wove Bandages .....	520, 521
Operation Tables .....	511
Ophthalmic Caustic Cases .....	155
Discs .....	156
Lamps .....	164, 165
Ophthalmoscopes .....	167-169
Orchitis Bags .....	476
Orinasal Inhalers .....	102, 103, 105
Ormsby's Ether Inhaler .....	402
Orthopædic Appliances.....	454-462
Osteology .....	366, 367
Osteotomy Instruments.....	29, 30
Osteotome, Gowan's .....	35
Osteotomist, Davis' .....	240
Osteotribes .....	36
Ostlere's Uterine Catheter .....	249
Otis' Urethrometers .....	199
Urethrotome .....	199
Otoscope (Auscultation Tube).....	127
Otoscope (Specula) .....	129-134
Ovariotomy Instruments .....	304-316
Clamps .....	308-310
Drainage Tubes .....	312
Forceps, Cyst .....	311
"    Hæmostatic .....	312, 313
"    Pedicle.....	310
Needles.....	14
Trocars.....	314-316
Ovum Forceps.....	240-242
<b>P.</b>	
Padded Wood Orthopædic Splints... ..	454
Paget's Knee Clamps .....	452
Knives.....	25, 50-52
Palate Lever.....	147
Palette Knives.....	513
Palmer's Dial Stethoscope.....	417
Panelectroscope, Leiter's .....	398
Paquelin's Thermo-Cautery .....	305-308
Paracentesis Knives, Ear .....	125, 126
Needle, Eye.....	165
Trocars.....	353-359
Parker's Chloroform Inhaler.....	403
Tenotomy Knife .....	28
Tracheotomy Aspirator.....	92
"    Canulas .....	89
"    Dilators .....	90, 91
Parsons' Electrodes .....	375, 376
Pavy's Pellets .....	422, 430
Urine Test Apparatus.....	422, 426, 430
"    Test Cases.....	422
Pean's Artery Forceps .....	9

	PAGE
Pearse's Bladder Trocar .....	356
Peaslee's Intra-Uterine Stem .....	291
Metrotome .....	265
Pedicle Clamps .....	308-310
Forceps.....	310
Needle .....	314
Silk .....	314
Pedley's Fractured Jaw Instruments .....	66
Pellier's Eyelid Retractor.....	173
Pelvimeters .....	242
Pelvis, Female.....	367
Pemberton's Hand Splints .....	444
Percusso-Punctator .....	421
Percussors.....	409, 410
Perforators .....	242, 243
Perineal Section Instruments .....	196
Perineum Needles .....	238-240
Peritoneum Hook .....	314
Perk's Ear Instrument .....	124
Pessaries .....	293-303
Pettit's Tourniquet.....	16
Pewter Bed-pans .....	498, 499
Bleeding Bowls .....	500
Feeding Cups .....	507
Funnels.....	507
Spitting Mugs.....	513
Stomach Warmers .....	514
Urinals .....	515, 516
Phantoms, for Practising Eye Opera- tions .....	169
Pharyngeal Bistoury .....	80
Spatula .....	80
Phillips' Sonde-à-Vis .....	186
Phymosis Instruments .....	197-199
Forceps.....	199
Pick's Urethra Specula .....	199
Pilcher's Eustachian Catheters .....	119
Nose Speculum .....	153
Pile Clamps.....	319, 320
Forceps.....	322, 323
Scissors.....	324
Pink Jaconet .....	519
Pill Knives .....	513
Pillows, Air .....	488, 489
Water .....	490
Pin Legs.....	464, 465
Pins, Acupressure .....	12
Acupuncture .....	12
Hare-Lip .....	14, 67
Safety .....	511
Varix.....	14
Pipettes.....	430
Plaster of Paris .....	456
Bandages .....	521
Plasters.....	525, 526
Playfair's Pessary .....	300
Probes .....	265
Plessers.....	410
Pleximeters .....	410
Plugs, Colotomy.....	330
Rectum .....	324
Pneumatikon, James'.....	102
Pocket Dressing Instruments .....	39-55
Cases .....	39-43

	PAGE		PAGE
Pocket Cases, Empty .....	53, 54	Purves' Ear Probes .....	124
"  Midwifery .....	225	"  Scissors.....	129
Knives .....	50-52	"  Specula .....	133
Lenses .....	420	Eustachian Catheters.....	120
Measures .....	409		
Poland's Dissecting Case .....	368	<b>Q.</b>	
Politzerisation Apparatus .....	127, 128	Quills, Porcupine .....	234
Politzer's Ear Forceps .....	121	Suture .....	240
Nose Syringe .....	140		
Pollock's Cleft Palate Knife.....	62	<b>R.</b>	
Pile Clamp .....	319	Rack Elbow Splints .....	442
Polypus Forceps .....	144, 145	Radius Splints.....	443, 444
Forceps, Aural.....	120-122	Railway Catheters .....	186
"  Nasal .....	143-145	Conveniences .....	483-487
"  Uterine.....	256, 257	Ramsbotham's Craniotomy Forceps	230
Scissors.....	149	Decapitator .....	231
Snare .....	149-151	Midwifery Forceps .....	238
Polytrite, Aveling's .....	255	Raspatories .....	36
Porcupine Quills .....	234	Cleft Palate .....	64
Poroplastic Felt .....	449	Rauchfuss' Insufflator .....	74
Jackets .....	458, 459	Rauschke's Politzerisation Apparatus	128
Splinting .....	455	Reclination Needles .....	165
Portable Lamps .....	409	Recto-Vaginal Fistula Instruments,	
Post-Mortem Instruments.....	360-365	.....	273-277
Gloves .....	361	Rectum Instruments .....	317-329
Needles.....	14	Bougies.....	317
Post Nasal Forceps.....	142, 143	Clamps .....	319, 320
Spray.....	106	Douches .....	338, 339
Syringes.....	140, 141	Inflation Bags .....	211
Potain's Aspirator .....	349	Ointment Introducers .....	323
Potts' Hollow Splints.....	440	Plugs .....	324
Pouches, Midwifery.....	222, 223	Specula .....	326-329
Tooth .....	347	Trusses .....	481
Powder Insufflators.....	507, 508	Tubes .....	339, 340
Prepuce Dilator .....	197	Rectus Forceps .....	161
Priestley's Cervix Dilators.....	263	Redressor, Uterine.....	271
Craniotomy Forceps .....	230	Reels, Boxwood and Glass .....	12
Midwifery Forceps .....	237	Reeves' Chisel .....	30
Prince's Rectus Forceps.....	161	Female Urethra Dilators .....	195
Pritchard's Lithotomy Straps .....	209	Speculum .....	285
Probangs .....	115	Reflecting Mirrors, Ear .....	129-131
Probes, Bullet .....	11	Rhinoscopic .....	148, 149
Drainage Tube .....	524	Reid's Vaginal Speculum .....	285
Ear .....	123, 124, 128, 129	Rendle's Anaesthetic Inhaler .....	403
Gervis' .....	265	Repositors.....	303
Laryngeal.....	77	Resection Instruments .....	29-38
Lachrymal.....	170, 171	Director.....	31
Nasal.....	147	Saws .....	37
Playfair's .....	265	Respirators .....	101-105
Pocket Case.....	54	Inhaling .....	101-103
Sinus .....	54	Rests, Back .....	498
Trephining .....	36	Bed .....	499, 500
Uterine .....	251, 265	Sphymographs .....	411
"  Caustic.....	248	Skull .....	364, 365
Prolapsus Ani Bands and Trusses ...	481	Retinoscopy Mirrors .....	169
Uteri Bands and Trusses ...	481, 482	Retractors.....	23, 25
Prosser James' Spray.....	106	Eyelid .....	171-173
Prostate Catheters .....	189	Gervis' .....	265
Prout's Ear Knife and Director .....	126	Gowan's .....	35
Urine Test Cabinet .....	423	Perineal Section .....	197
Pulleys, Dislocation .....	434	Post-Mortem .....	363
For Extension .....	450	Reynolds & Branson's Temperature	
Purves' Aural Mirror .....	131	Charts .....	420
Ear Forceps.....	121		

	PAGE
Rheophores .....	393-395
Rheostat, Gaiffe's .....	376
Rhinoscopes.....	148, 149
Rib Shears .....	393
Richardson's Ether Sprays .....	406
Serrated Scissors.....	324
Sphygmograph.....	411
Riche's Stopping Forceps.....	347
Ricord's Phymosis Forceps .....	199
Rectum Speculum .....	329
Vagina Speculum .....	285
Riding Belts.....	470
Rigby's Perforator .....	242
Ring Pessaries.....	298, 300-302
Rings, Varicocele .....	476
Robbins' Ether .....	406
Roberts' Exploring Trocars .....	358
Robertson's Funis Instruments.....	232
Robson's Inhaler.....	99
Rockwell's Neurectomy Chisel .....	25
Rollers for Bandages .....	523
Rope Ecraseur.....	309
Roper's Craniotomy Forceps .....	230
Vaginal Speculum .....	285
Rose's Mouth Gag .....	61
(Cooper) Epistaxis Plug .....	142
"    Vaccinator .....	56
Roussell's Transfusion Apparatus .....	245
Routh's Intra-Uterine Stem .....	292
Metrotome .....	265
Ruptured Perineum Needles.....	238-240
Russell Simpson's Basilyst .....	225
Uterine Sound.....	270
Vulsella.....	259
Russell & West's Urea Test Apparatus .....	426
Rutherford's Section Knife .....	372

**S.**

Sabretasches, Nurses' .....	53
Safety Pins .....	511
Sal Alambroth Gauze and Wool .....	520
Salicylic Silk.....	519
Wool.....	519
Salmon's Pile Hooks .....	323
"    Scissors .....	324
Salmon & Ody's Trusses .....	479
Salter's Fracture Cradle .....	436
Sanitas Gauge.....	520
Sansom's Plesser.....	410
Subcutaneous Syringe .....	353
Saunders' Needle .....	165
Tooth Elevator .....	342
Savage's Metrotome .....	265
Savory and Moore's Discs, Hypodermic.....	353
Discs, Ophthalmic .....	156
Saws, Adams' .....	36
Amputation .....	6, 7
Butcher's .....	7
Chain .....	37
Finger .....	7, 26
Hey's.....	38

	PAGE
Saws, Hunter Mackenzie's .....	37
Jaw .....	37
Keyhole .....	37
Metacarpal .....	7
Nasal .....	149
Osteotomy .....	36-38
Post-Mortem .....	363, 364
Resection .....	36-38
Skull .....	38
Spine.....	364
Wood's.....	37
Sayre's Apparatus .....	456
Bandages .....	521
Jackets .....	459
Scalers, Dental .....	347
Scales, Dispensing .....	512
Scalpels .....	26
Eye .....	164
Pocket Case .....	50-52
and Respiratory .....	33
Tang .....	33
Scalpel Boxes .....	20
Scanlon's Vagina Douche .....	339
Scarificators .....	374
Scarifying Knives, Eyelid .....	164
Uterine .....	265
Scarpa's Needle .....	165
Shoes.....	461, 462
Schech's Galvanic Cauteries.....	392
Schnitzler's Spray .....	107
Schofield's Stem Pessary .....	307
Schrötter's Insufflator.....	70
Laryngeal Dilators.....	76
Schuff's Spoons .....	175
Scissors, Bowel .....	360
Dissection.....	368
Dressing .....	48, 49
Ear .....	129
Embriotomy.....	232
Entomological.....	371
Emmet's .....	253
Eye .....	173
Fistula .....	324
Frænum .....	232
Hare-Lip .....	68
Iris .....	173
Kidney .....	203
Microscopic.....	371
Nail .....	512
Pile .....	324
Polypus.....	149
Post-Mortem .....	364
Rectum .....	324
Skin Grafting .....	29
Strabismus .....	173
Surgery .....	512
Toe-Nail .....	38
Tonsil .....	83
Uterine .....	266-269
Uvula .....	83
Ward.....	513
Scoops for Bone, Sinuses, etc.....	28
Bullet.....	11
Ear .....	123, 124

	PAGE		PAGE
Scoops for Fœcal Deposits .....	324	Simpson's Shelf Pessary .....	301
Meibomian .....	174	Uterine Scrapers.....	250
Lithotomy .....	205	„  Sound.....	270
Uterine.....	251, 252	Vulsella.....	259
Scored Splinting .....	449	Sims' Catheters .....	227
Scrapers, for Bone, Sinuses, etc.....	28	Curettes .....	252
Cock's .....	64	Cervix Dilator .....	263
Post-Nasal .....	142	Ecraseurs .....	256
Uterine.....	251, 252	Enucleators .....	266
Screens, Ward .....	513	Fine Hooks .....	264
Searchers, Dental .....	347	Fistula Knife .....	274
Seabury & Johnson's Plasters .....	526	„  Needle.....	14
Sea-Tangle Tents .....	272	Guarded Tumour Hook .....	266
Secondary Knives .....	163	Knife.....	266
Section Knives and Razors .....	371, 372	Needles.....	14
Lifters .....	371	Needle Holder .....	276, 277
Seekers .....	371	Sigmoid Catheter .....	227
Semon's Laryngoscope .....	78	Tenaculum Forceps .....	264
Laryngeal Mirror, with Electric		Uterine Elevator.....	271
Light.....	399	„  Redressor .....	271
Sequestrum Forceps .....	34	„  Scrapers.....	251
Sero-Sublimate Gauze .....	520	„  Sound.....	271
Serrefines .....	9	Vagina Specula .....	286-289
Serré-Nœud, Kœberlé's .....	309	Vaginismus Dilators .....	252
Seton Needles .....	52	Sinus Dilator .....	19
Seutin's Shears.....	524	Probes .....	54
Shades, Eye.....	175	Scissors, Bryant's .....	49
Shears, Bandage.....	524	Scrapers .....	26, 27
Rib.....	363	Siphons, Bladder .....	179, 180
Sheeting, Waterproof .....	491	Ear .....	116
Shoes, Talipes.....	460, 491	Eye .....	156, 157
Shortt's Vaccinator .....	57	Nose .....	139, 140
Shot, Perforated .....	277	Rectum.....	338, 339
Canisters .....	450	Uterus .....	338, 339
Shoulder Caps.....	434	Wound .....	526
Sibson's Chloroform Inhaler .....	404	Skeletons .....	366
Sichel's Cataract Knife .....	162	Skey's Tourniquet .....	17
Sick-Room Appliances .....	498-518	Skin-Grafting Scissors .....	29
Charts .....	504	Skinner's Chloroform Inhaler .....	404
Siegle's Pneumatic Ear Speculum 133,	134	Skulls, Articulated and Disarticulated	367
Sprays .....	110	Skull Elevators .....	32
Sieveling's Æsthesiometer .....	407	Forceps.....	38
Signoroni's Tourniquet .....	16	Rests .....	364, 365
Silk, Dentists' .....	347	Trepines.....	38
Eye Suture .....	175	Saws .....	38
Ligature and Suture .....	12	Slide Cases, Microscopic .....	371
Pedicel .....	314	Slides, Microscopic .....	371
Silkworm Gut .....	12	Slings, Arm .....	432, 433
Silver Wire .....	12	Foot .....	434
Simon's Angular Scoops .....	199	Slipper Bed Pans .....	499
Female Urethra Dilators .....	195	Smce's Batteries .....	380, 381
Sharp Spoons .....	251	Smith's Cautey Irons .....	318
Vaginal Specula .....	286	Hare-Lip Forceps .....	67
Simpson's Axis Traction Forceps .....	238	Mouth Gag .....	62
Basilysts .....	235, 226	Needle Holder and Needles.....	64
Cephalotribe .....	228	Pile Clamp .....	320
Craniotomy Forceps .....	231	Pile Scissors.....	324
Exploring Trocar .....	356	Smith's (Heywood) Ecraseur .....	255
Forceps .....	19, 47	Dilating Sounds .....	262
Intra-Uterine Stem.....	291	Ovum Forceps.....	241
Metrotome .....	265	Tumour Forceps .....	258
Midwifery Forceps .....	238	Uterine Scissors .....	269
Perforator.....	243	„  Sound.....	270
Porte-Cautique .....	265	Vagina Speculum .....	9

	PAGE		PAGE
Smythe's (Butler's) Battery .....	384	Splints, Leg.....	445-448
Snares, Aural .....	149-151	Padding .....	459
Nasal.....	149-151	Straps .....	459
Snellen's Entropium Forceps .....	160	Thigh .....	444-448
Test Types .....	176	Sponges.....	526
Snow's Chloroform Inhaler .....	404	Sponge Holders .....	271
Soap, Carbolic.....	226	Sponge-holding Forceps .....	258
Socks, Elastic.....	472, 473	Sponge Tents .....	272
Wire Elastic .....	459	Tent Introducers.....	272
Solution, Hypodermic .....	353	Sponges, Throat.....	69
Sounds, Bladder.....	222	Wound.....	526
Stricture .....	182, 184, 199	Spongio Piline.....	526
Urethral .....	182	Spoons, Eye.....	175
Uterine .....	269-271	Uterine .....	251, 252
Southey's Trocars .....	358, 359	Volkman's, etc.....	28
Spamer's Batteries .....	381, 387, 388	Spratley's Vaccinator.....	57
Spamer-Taube's Battery .....	388	Sprays, Anæsthetic .....	405, 406
Spanton's Hernia Needles .....	22	Antiseptic .....	495-497
Spatulas, Bone.....	513	Cocaine .....	405
Eye .....	175	Eustachian .....	105
Nose .....	149	Nasal.....	106
Pharyngeal .....	80	Throat .....	105-110
Pocket Case .....	54, 55	Spring Clips.....	513
Steel, Ointment, etc. ....	513	Springs for Flat Foot.....	452
Specula, Bath .....	339	Spuds, Eye .....	175
Ear .....	129-134	Squire's Intra-Uterine Stem .....	292
Eye.....	171-173	Squibb's Urea Apparatus .....	427
Female Urethra .....	195	Squire's (Balmanno) Urethra Syringe	337
Mouth .....	80	Staffs, Lithotomy .....	205
Nose .....	152-154	Syme's .....	197
Rectum .....	326-329	Wheelhouse's .....	197
Urethra .....	195, 199	Staphyloraphy Instruments .....	59-65
Vaginal .....	277-289	Starch Bandage Shears .....	524
Spencer Watson's Nasal Retractor...	153	Statham's Rubber Bandages.....	522
Spencer Wells' Artery Forceps 9, 10, 313		Stays, Ladies' .....	470
Ascites Tubes .....	304	Spinal .....	459
Case Book .....	314	Steaming Apparatus for Poroplastic	
Clamps .....	310	Felt .....	459
Needle Holder.....	277	Steam Sprays, Carbolic.....	497
Omental Clamps.....	310	Throat .....	109-110
Ovariotomy Trocars .....	315, 316	Stems, Intra-Uterine .....	290-293
Pedicle Forceps .....	310	Stem Pessaries 293, 295, 296, 299, 300, 301	
" Needle .....	314	Sterne's Stethoscope .....	418
Sphygmographs .....	411	Stethoscopes .....	412-418
Sphygmograph Rests.....	411	Stethoscope Clips .....	415
Spine Hooks, Oldham's.....	243	Stevens' Vaccinator .....	57
Ice and Water Bags .....	493, 494	Stickland's Sick-Room Charts .....	504
Saws .....	364	Stilettoes, Kidney .....	202
Wrenches .....	305	Stilling's Canaliculus Knife .....	162
Spinal Appliances .....	456-459	Stirring Rods .....	431
Spiral Iced Water Caps.....	494	Stockings, etc., Elastic .....	472, 473
Tourniquet .....	16	Stöhrer's Batteries .....	382, 384, 388
Spirit Lamps .....	430	Stoker's Nasal Bougies .....	139
Spirometers .....	412	Stiletto Hook .....	92
Spitting Mugs .....	513	Urine Test Stand .....	423
Splinter Forceps .....	48	Stokes' Stethoscope .....	415
Splints .....	435-450	Stomach Pumps .....	110, 111
Arm .....	437-444	Warmers .....	514
Finger .....	444	Stone Crushers .....	205
Hand.....	444	Stopping Instruments, Dental .....	347
Hip .....	445	Forceps, Dental .....	347
Humerus .....	442, 443	Tooth .....	347
Jaw .....	65, 66	Störck's Laryngoscope .....	78
Knee .....	447	Rhinoscope .....	149

	PAGE		PAGE
Strabismus Hooks .....	162	Syringes, Post-Nasal .....	140, 141
Scissors .....	173	Rectum .....	330-340
Straight Jackets .....	508	Subcutaneous .....	351-353
Strapping .....	525	Suction, Lawson Tait's.....	314
Straps, Lithotomy .....	208, 209	Throat .....	80
Streathfield's Spatula Hook .....	162	Urethra.....	333, 337, 338
Stretchers .....	514	Urethral Caustic, Acton's.....	179
Stricture Dilators .....	199	Uterine .....	248, 271, 272
Strops .....	514	Uterine, Thomas's .....	272
Styles, Lachrymal .....	175	Vaginal .....	335, 338-340
Styrium .....	520	Wound .....	526
Subcutaneous Syringes .....	351-353		
Sublimate Dressings .....	520	<b>T.</b>	
Suction Instruments, Cataract.....	176	" T " Bandages .....	522
Syringe, Lawson Tait's .....	314	" T " Forceps, Thornton's .....	313
Sulphate of Zinc Points .....	271	Tables, Operation .....	511
Suppositories, Medicated .....	326	Tablets, Silk and Wire .....	12
Suppository Tubes .....	326	Tabloids, Hypodermic .....	353
Supra-pubic Lithotomy Instruments,		Tait (Lawson's) Artery Forceps .....	312
.....	209-211	Cervix Dilators .....	233
Surface Thermometers .....	419	Ovariotomy Trocar.....	316
Surgery Scissors .....	512	Pedicle Clamp.....	309
Sundries .....	498-518	Rope Ecraseur.....	309
Surgical Bags .....	19	Suction Syringe .....	314
Dressing .....	520	Tubes for Washing out.....	304
Pocket Knives .....	50-52	Uterine Repositors.....	303
Suspenders .....	473-476	Talipes Instruments .....	460-462
Suspension Apparatus, Hodgen's ..	447	Tampon Introducer .....	248
Apparatus, Sayre's .....	456	Tampons, Lithotomy.....	209
Suture Adjusters .....	64, 277	Tang Scalpel .....	33
Buttons .....	11	Tape Measures .....	409
Forceps .....	48	Tarnier's Midwifery Forceps .....	238
Needles, etc. ....	12-14	Tarred Tow .....	520
Quills, Ivory .....	240	Tattooing Needle .....	166
Silk, Eye .....	175	Taylor's Iridectomy Knife .....	164
Silks, Wires, etc.....	11, 12	Vectis .....	177
Swimming Belts .....	489	Teale's Gorget .....	197
Sydney Jones' Cyst Forceps.....	311	Suction Instrument.....	176
Pile Clamp .....	320	Vulsellum .....	259
Symes' Abscess Knives .....	26, 51, 52	Teevan's Bladder Sounds .....	222
Artery Forceps.....	10	Catheter .....	189
Joint Knife .....	6	Lithotrite .....	219
Perineal Catheter .....	197	Urethra Syringes .....	338
Staff .....	197	Urethrotome .....	199
Symonds' (Charters) Œsophagus In-		Temperature Charts .....	420
struments .....	112	Regulators, Leiter's .....	494, 495
Pocket Case.....	42	Tenaculums .....	26
Vectis .....	245	Chambers' .....	263
Syringes, Anatomical.....	368	Emmet's .....	263
Bladder .....	179-181	Sims' .....	264
Dental .....	347	Tenax .....	520
Ear.....	115-117	Tenotomy Knives .....	27, 28
Enema .....	330-340	Tent's Laminaria, Sponge, and Tu-	
Exploring .....	351	pelo .....	272
Eye .....	158	Tent Introducers .....	272
Glass .....	333	Tents, Tracheotomy .....	95
Glycerine .....	336	Test Cases, Urine .....	421-426
Hydrocele .....	357	Colours.....	177
Hypodermic .....	351-353	Glasses .....	431, 432
Injection .....	330-340	Stands .....	426
Lachrymal .....	158	Tubes .....	432
Laryngeal .....	80	Tube Holders .....	431
Microscopic .....	371	Types .....	176
Nose .....	139-141		



	PAGE		PAGE
Teuton's (Gerard) Lachrymator	164	Tow	526
Thermo-Cauteries	305-308	Townley's Chloroform Inhaler	404
Thermograph	420	Toynbee's Ear Forceps	121, 122
Thermometers	514	Ear Specula	134
Clinical	418 419	Otoscope	127
Surface	419	Tympanum	135
Thigh Pieces, Elastic	473	Trachea Forceps	91-93
Splints	445-448	Tracheotomy Aspirators	92
Thomas's Curette	252	Instruments	85-93
Hip Splint	448	Tractors, Midwifery	243
Knee Splint	448	Transfusion Apparatus	244, 245
Pessaries	301	Traube's Percussors	410
Spoon Saw	252	Pleximeter	410
Uterine Scraper	252	Trays, Dressing	505-507
" Syringe	272	Trephine Brushes	38
Uvula Scissors	83	Trephining Instruments	29-38
Thompson's Bladder and Urethra		Trephines	38
Instruments	178-222	Treves' Colectomy Clamp	330
Bladder Forceps	194	Trial Sets	176, 177
Bladder Sounds	222	Triangular Bandages	521
Catheter Guide	209	Triple Pocket Lenses	420
Caustic Catheter	192	Tripods, Suspension	456
Cystotomy Knife	209	Skull	365
Diagnostic Sounds	199	Trocars	353-359
Dilating Sounds	184	Exploring	356-358
Drainage Tubes	209	Ovariotomy	314-316
Evacuation Apparatus	214-216	Troeltsch's Aural Mirror	131
Gorget	194	Sprays	107, 108
Ivory Separator	211	Trolley	515
Lithotomy Knife	205	Troughs, Dressing	505-507
Lithotrites	219, 220	Trumpets, Hearing	137-139
Serrated Bladder Instruments	194	Trusses	476-482
Stricture Dilator	199	Hare-Lip	68
Supra-pubic Operation Instru- ments	209-211	Rectum	481
Urethrotome	199	Umbilical	482
Thomson's Tooth Elevators	342	Uterus	481
Thornton's "T" Forceps	313	Tubes, Conversation	136
Throat Brushes	68, 69	Drainage	312, 524
Compresses	470	Empyema	21
Instruments	68-84	Lithotomy	209
Sprays	105-110	Œsophagus	112
Thudichum's Nose Speculum	153	Rectum	339, 340
Thymol Gauze	520	Suppository	326
Tillanx's Fistula Forceps	273	Test	432
Tocophelia, Diver's	504	Vaccine	58
Todd's Rectal Dilator	321	Vagina	340
Toe-nail Forceps	38	Uterus	249, 250
Scissors	38	Tumblers, Medicine	510
Tomes' Tooth Forceps	342, 345	Tumour Forceps	258
Tongue Depressors	81-83	Hooks	266
Forceps	406	Tuning Forks	135
Tonsil Instruments	68-84	Tupelo Tents	272
Bistouries	83	Turkey Sponges	526
Guillotines	72, 73	Türk's Tongue Depressor	82
Scissors	83	Turmeric Paper	431
Tonsilotomes	83	Turner's Ear Specula	134
Tooth Instruments	341-347	Twitch, Uvula	83
Forceps	342-345	Tympana, Artificial	135
Keys	346	Tyrel's Hooks	162
Stopping	347		
Torsion Forceps	8-10		
Tosswill's Stomach Pump	111		
Tourniquets	15-17		

	PAGE		PAGE
<b>U.</b>		Volkman's Retractors .....	25
Umbilical Belts and Bands .....	470, 471	Spoons .....	28
Trusses .....	482	Voltoini's Nose Speculum .....	154
Upright for Extension .....	447	Vulcanite Caustic Cases .....	46
Urethra Instruments .....	178-201	Dental Syringes .....	347
Dilators, Female .....	195	Double Channel Catheters .....	181
Electrodes .....	395	Dressing Trays .....	506, 507
Insufflators .....	196	Eustachian Catheters .....	119, 120
Specula .....	195, 199	Hypodermic Syringes .....	353
" Female .....	195	Lachrymal " .....	15 <sup>b</sup>
Syringes .....	333, 337, 338	Laryngeal " .....	80
Urethral Extractors .....	216, 217	Nose Plugs .....	146
Urethrometers .....	199	" Syringes .....	140, 141
Urethrotomes .....	199	Rectum Bougies .....	317
Urinals .....	483-487, 515, 516	" Plugs .....	324
Earthenware .....	515, 516	Sigmoid Catheters .....	227
Glass .....	515, 516	Tongue Depressors .....	82
Gutta-percha .....	515, 516	Tracheotomy Tubes .....	89
India-rubber .....	483-487, 515	Vaginal Specula .....	282
Pewter .....	515, 516	Vulsellums, Pile .....	322, 323
Urine-Testing Apparatus .....	421-432	Throat .....	84
Urine Test Cabinets, Cases, and Stands .....	421-426	Vulsella, Uterine .....	258-261
Urinometers .....	431	<b>W.</b>	
Uterine Instruments .....	246-289	Wadding, in Sheets .....	526
Douches .....	338, 339	Wagstaffe's Bladder Sounds .....	222
Insufflators .....	250, 251	Wakley's Stricture Dilators .....	199
Repositors .....	303	Waller's Craniotomy Forceps .....	231
Syringes .....	248, 271, 272	Walker's Double Channel Catheter .....	181
Trusses .....	481	Walking-Stick Catheters .....	192
Uvula Instruments .....	68-84	Walsh's Nasal Septum Instruments .....	146
Forceps .....	83	Stethoscope .....	415
Twitch .....	83	Walter's Female Urethra Speculum .....	195
Uvulotome .....	83	Walton's Canaliculus Knife .....	162
<b>V.</b>		Grooved Spud .....	175
Vaccination Instruments .....	55-58	Lachrymal Probes .....	171
Cases .....	55	Strabismus Hook .....	162
Vaccine Bottles .....	58	Ward Appliances .....	498-518
Lymph .....	58	Dressing Tables .....	518
Points .....	58	Scissors .....	513
Tubes .....	58	Ward-Cousins' Needle Holder .....	277
Vacher's Midwifery Forceps .....	238	Ware's Styles .....	175
Vaginal Instruments .....	246-289	Watch Spring Pessaries .....	302
Douches .....	338, 339	Water Beds, Pillows, etc. ....	490, 491
Fistula Instruments .....	273-277	Waterproof Sheeting .....	491
Rests .....	252	Watch Thermometers .....	419
Retractor .....	265	Watson's Splint .....	448
Specula .....	277-289	(Spencer) Nasal Retractor .....	153
S rings .....	335, 338, 339	Weber's Canaliculus Knife .....	162
Tubes .....	340	Probes .....	171
Valgus Plates or Springs .....	452	Weber-Liel's Tenotome .....	126
Vaporizer, Bowman's .....	96	Wedges, Mouth .....	65
Vapour Baths .....	96, 97	Weighing Machines .....	518
Variocele Rings .....	476	Weir's Vaccinator .....	57
Varix Pins .....	14	Wells' (Spencer) Artery Forceps 9, 10, .....	313
Varus Plates or Springs .....	452	Ascites Tubes .....	304
Vectis, Eye, Taylor's .....	177	Case Books .....	314
Midwifery .....	245	Clamps .....	310
Vesico-Vaginal Fistula Instruments .....	273-277	Needle Holders .....	277
Vests, Woollen, Sayre's .....	456	Omental Clamps .....	310
Vitreous Bodies, Artificial .....	177	Ovariotomy Trocars .....	315, 316
		Pedicle Clamps .....	310
		" Forceps .....	310
		" Needle .....	314


	PAGE		PAGE
Whalebone Bougies .....	184	Wools for Colour Blindness.....	177
Ear Probes .....	129	Wordsworth's Cautery .....	29
Fillet .....	232	Worker Microscope .....	370
Wheel Chairs .....	518	Worlomont's Vaccinator .....	58
Wheelhouse's Staff.....	197	Wound Dressing Materials .....	519-526
Whitehead's Uterine Forceps .....	257	Wound Sponges.....	526
White's (Hale) Drug Cabinets.....	367	Syringes .....	526
Tracheotome .....	92	Wray's Eye Syringe .....	158
White's Eyeshades .....	175	Nose Douche .....	140
Palate Lever .....	147	Wrenches, Post-Mortem .....	365
Williams' (Wyn) Intra-Uterine Stems	293	Wright's Intra-Uterine Stem .....	293
Whistler's Cutting Dilator .....	76	Wristlets, Elastic .....	473
Willcox's Lion Forceps.....	34	Leather.....	462
Willmott's Fillet.....	232	Writer's Cramp Appliances .....	462
Winchester's Elbow Splint .....	442	Wry Neck Apparatus .....	462
Wire, Elastic Anklets .....	450	Wylde's Ear Forceps .....	122
"  Knee Caps .....	452	Ear Specula .....	134
Nippers.....	68	Entropium Forceps.....	160
Suture .....	12	Snare.....	151
Splints .....	439, 446	Wyman's Ruptured Perineum Needle	240
Twisters.....	65, 277	Wyn Williams' Intra-Uterine Stem...	293
Woakes' Ear Speculum.....	134		
Eustachian Catheters.....	120	<b>Y.</b>	
Naso-pharyngeal Forceps .....	143	Yearsley's Ear Forceps .....	123
Snare.....	150	Ear Specula .....	134
Wood's Aspirator .....	350	Tympana .....	135
Hernia Needles .....	22	Yeo's (Burney) Inhaling Respirators,	102, 103
Mouth Gag .....	62		
Raspatories .....	64	<b>Z.</b>	
Saws .....	37	Zaufal's Nose Specula .....	154
Trusses.....	477	Ziegler's Midwifery Forceps.....	238
Wire Twister .....	65	Zinc Arm Splints.....	439-440
Wood Wool.....	520	Inhaling Respirators .....	102, 103
Diapers.....	520	Leg Splints .....	446
Wadding .....	520	Zwankey's Pessaries .....	302
Woollen Vests, Sayre's .....	456		
Wools, etc. ....	526		



## NOTICE.

The prices quoted in this List are wholesale, and are intended only for the Trade and Medical Profession; it must therefore be understood that Appliances supplied direct to patients are charged at retail prices.





# DOWN BROS.'

## CATALOGUE

OF

### Surgical Instruments and Appliances.

#### AMPUTATION INSTRUMENTS, TOURNIQUETS, Etc.

	£	s.	d.
<b>No. 1 Set</b> , consisting of Amputation Saw, Liston's Long and Short Amputation Knives, Catlin, Liston's Spring Bone Forceps, Artery Forceps, Tenaculum, Pettit's Tourniquet, Needles and Silk; in mahogany case . . . . .	3	18	0
<b>No. 2 Set</b> , in accordance with Board of Trade Regulations for Passenger and Emigrant Ships, consisting of Amputation Saw, Liston's Long and Short Amputation Knives, Liston's Bone Forceps, 3 pairs Tooth Forceps, Hey's Skull Saw, Trephine, Trephine Brush, Elevator, Skull Forceps, 2 Scalpels, Hernia Knife, Hernia Director, Aneurism Needle, Abdominal Trocar, Hydrocele Trocar, Pettit's Spiral Tourniquet, 1 each 4 and 8 Plated Catheters, 1 each 3, 5, 7 Elastic Catheters; in mahogany case . . . . .	6	10	0

*The following are also required:—*

Pocket Case ( <i>No. 3, page 39</i> ) . . . . .	1	18	6
Clinical Thermometer . . . . .	0	3	0
Hypodermic Syringe . . . . .	0	9	6
1 doz. Tubes Vaccine Lymph. . . . .	0	12	0
1 Bristle Probang . . . . .	0	2	3
1 Set Midwifery Instruments ( <i>No. 1, page 223</i> ). . . . .	3	1	0

Amputation Instruments, etc., *continued.*

	£	s.	d.
<b>No. 3 Set</b> , the "Guy's Case," consisting of Butcher's Saw, Liston's Long and Short Amputation Knives, Catlin, Small Knife for Breast or Foot Operations, Finger Saw, Liston's Spring Bone Forceps, Bryant's Long Torsion Forceps, Fenestra Artery Forceps, and Spiral Tourniquet; in brass bound walnut case. . . . .	6	6	0
The same set with ivory handles . . . . .	9	9	0

<b>No. 4 Set</b> , for Surgeons in the Peninsular and Oriental Company's Service, consisting of Amputation Saw, Liston's Long and Short Amputation Knives, Knife for the circular operation, Catlin, Bone Forceps, 2 Trephines, Trephine Brush, 2 Skull Saws, Elevator, Skull Forceps, Bullet Forceps, Gunshot Probe, 2 Artery Forceps, Hernia Director, Hernia Bistoury, 2 Straight Bistouries, 2 Curved Bistouries, Aneurism Needle, 3 Scalpels, Finger Saw, Abdomen Trocar, Hydrocele Trocar, Tourniquet, Needles, Silk and Wire; in brass bound walnut case . . . . .	10	10	0
---	----	----	---

*The following are also required:—*

Set of Tooth Instruments ( <i>No. 2, page 341</i> ) . . . . .	2	5	0
Pocket Case ( <i>No. 3, page 39</i> ) . . . . .	1	18	6
Case of 6 Scalpels . . . . .	0	9	6
No. 8 Plated Catheter . . . . .	0	3	0
Set of 12 Elastic ditto . . . . .	0	7	6
Midwifery Forceps. . . . .	0	16	0
6 Metallic Bougies. . . . .	0	3	6
2 Bleeding Lancets. . . . .	0	2	6
Aspirator . . . . .	1	10	0
Curved Bladder Trocar . . . . .	0	10	0
Clinical Thermometer . . . . .	0	3	0
Hypodermic Syringe . . . . .	0	8	6

<b>No. 5 Set</b> , for Surgeons in the Royal Mail Steam Packet Company's Service, consisting of Amputation Saw, Liston's Amputation Knife, Circular Knife, Catlin, Liston's Bone Forceps, Trephine, Trephine Brush, 2 Hey's Skull Saws, Elevator, Tang Scalpel and Raspatory, Spring Forceps, Artery Forceps, Finger Saw, 2 Tenacula, Hernia Bistoury, 2 Straight Bistouries, 2 Curved Bistouries, 2 Scalpels, Aneurism Needle, Hernia			
--	--	--	--



Amputation Instruments, etc., *continued.*

	£	s.	d.
Director, Abdomen Trocar, Hydrocele Trocar, Bullet Forceps, Gun Shot Probe, Tourniquet, Needles and Silk; in brass bound mahogany case . . . . .	9	9	0
<i>The following are also required:—</i>			
Pocket Case ( <i>No. 3, page 39</i> ) . . . . .	1	18	6
Set of Tooth Instruments ( <i>No. 2, page 341</i> ) . . . . .	2	5	0
Hypodermic Syringe . . . . .	0	8	6
4 Plated Catheters . . . . .	0	12	0
4 Elastic ditto . . . . .	0	2	6
1 Silver Female ditto . . . . .	0	5	6
3 Bleeding Lancets . . . . .	0	3	9
Clinical Thermometer . . . . .	0	3	0
Bristle Probang . . . . .	0	2	3
Enema Apparatus . . . . .	0	3	0
6 Glass Syringes . . . . .	0	1	3

**No. 6 Set, "Army Regulation,"** consisting of Amputation Saw, Saw with movable back, 1 each 6-, 9-, 11-inch Liston's Amputation Knives, Liston's Bone Forceps, Straight Bistoury, Curved Sharp Bistoury, Curved Blunt Bistoury, Hernia Bistoury, Tang Scalpel, 3 Scalpels, Tenaculum, Liston's Needle, Aneurism Needle, Trepphine, Trepphine Brush, Elevator, Hernia Director, Liston's Artery Forceps, 2 Dieffenbach's Forceps, Spring Forceps, Bullet Forceps, Gun-shot Probe, Hydrocele Trocar, Tracheotomy Canula, Bladder Trocar, 1 each 1, 4, 7, 9 Elastic Catheters, 1 each 3, 5, 8 Plated Catheters, Tourniquet, Probang for extracting and thrusting, Silk, Thread, and Needles; in brass bound mahogany or walnut case . . . . . 11 14 0

**No. 7 Set, "Army Regulation, 1884,"** consisting of Amputation Saw, Saw with movable back, 1 each 6-, 9-, 11-inch Liston's Amputation Knives, Bone Forceps, Tang Scalpel, Straight Bistoury, 2 Curved Bistouries, Hernia Bistoury, 3 Scalpels, Tenaculum, Liston's Needle, Aneurism Needle, Trepphine, Trepphine Brush, Elevator, 1 Bullet Probe, 1 Long Nelaton's Bullet Probe, Bullet Forceps, Hernia Director, Wire Cutting Forceps, 6 Wells' Pressure Forceps, 2 Bull Dog Forceps, Spring Forceps, Fenestra

**Amputation Instruments, etc.,** *continued.*

£ s. d.

Artery Forceps, Silver Tracheotomy Canula,  
Bladder Trocar, Hydrocele Trocar, 6 Elastic  
Olivary Catheters, 3 Silver Catheters, Needles  
for Silk and Wire, 12 Ward Cousins' Needles,  
Esmarc's Tourniquet,  $\frac{1}{2}$  oz. Fergusson's Thread,  
1 Reel each Suture Silk and Wire, 3 Hanks  
Dry Chromatized Catgut, Double Probang for  
thrusting and extracting, and Pettit's Spiral  
Tourniquet; in handsome brass bound ma-  
hogany or walnut case . . . . . 16 12 0

**No. 8 Set,** "Army Hospital Case," consisting of Ampu-  
tation Saw, Butcher's Saw, 4 Liston's Amputa-  
tion Knives, Liston's Bone Forceps, 6 Scalpels,  
3 Straight Bistouries, 2 Curved Bistouries,  
Hernia Bistoury, Hernia Director, Tenotomy  
Knife, Aneurism Needle, Liston's Needle,  
Tenaculum, Tang Scalpel, Lion Forceps,  
Necrosis Forceps, Gouge Forceps, Gouge,  
Raspatory, Cutting Pliers, Skull Saw, Elevator,  
2 Trepines, Trepine Brush, Bullet Extractor,  
Gun Shot Probe, Liston's Artery Forceps,  
Symes' Artery Forceps, 4 Bull Dog Forceps,  
Dressing Forceps, Scissors, Abdomen Trocar,  
Hydrocele Trocar and Syringe, Exploring Tro-  
car, 2 Tracheotomy Canulas, Glass Bottle for Oil,  
Silver Female Catheter, 4 Elastic Catheters, 3  
Silver Catheters, Silver Director, Set Bowman's  
Probes and Critchett's fine-grooved Director,  
2 Ware's Styles, Walton's Gouge and Cataract  
Needle, Anel's Probe, Silver Probe, Denman's  
Midwifery Forceps, Case for Plaster, Probang,  
Pettit's Spiral Tourniquet, 3 Field Tourniquets,  
Suture Needles, Silk and Wire, Wax and  
Thread; in handsome brass bound walnut or  
mahogany case . . . . . 22 0 0

**No. 9 Set,** for Surgeons in the Royal Navy, consisting  
of Amputation Saw, 2 Liston's Amputation  
Knives, Catlin, Metacarpal Saw with 2 blades,  
Bone Forceps, Trepine, Trepine Brush, Hey's  
Skull Saw, Elevator, Liston's Artery Forceps,  
Dissecting Forceps, Bullet Forceps, Gun-shot  
Probe, Tenaculum, Gum Lancet, 6 Scalpels,  
4 Tooth Forceps, Punch, Bladder Trocar,  
Hydrocele Trocar, 2 Silver Catheters, 2 Elastic

**Amputation Instruments, etc.,** *continued.* £ s. d.

Catheters, Strong Probe Scissors, 2 Tourniquets,  
6 Curved Needles, and 1 Probang; in handsome  
brass bound mahogany case with lift-out tray . 11 18 0

*The following are also required:—*

Case of Pocket Instruments ( <i>No. 10, page 42</i> ) .	3	11	6
4 Bleeding Lancets . . . . .	0	5	0
Thermometer . . . . .	0	1	8
Clinical Thermometer . . . . .	0	3	0
Hypodermic Syringe . . . . .	0	8	6
1 doz. Elastic Gum Catheters . . . . .	0	7	6
Enema and Stomach Pump . . . . .	1	15	6
Set common Splints . . . . .	0	2	6
Aneurism Needle . . . . .	0	2	0
Double Tracheotomy Tube . . . . .	0	8	6

**No. 10 Set**, for Fleet and Staff Surgeons in the Royal Navy: Amputation Saw with spare blade, 3 Liston's Amputation Knives, 2 Catlins, Bone Forceps, Metacarpal Saw with spare blade, Trepine, Trepine Brush, Hey's Skull Saw, Elevator, Liston's Artery Forceps, Dissecting Forceps, Bullet Forceps, Bullet Scoop, Gun-shot Probe, Aneurism Needle, Tenaculum, Gum Lancet, Curved Probe Bistoury, 6 Scalpels, 2 Tooth Forceps, Punch, Bladder Trocar, Hydrocele Trocar, 2 Silver Catheters, 12 Elastic Catheters, Strong Probe Scissors, 6 Tourniquets, Tracheotomy Tube, Probang, 2 hanks Silk, hank Wire, and 6 Curved Needles; in handsome brass bound mahogany case with lift-out tray . . . . . 15 0 0

*The following are also required:—*

Case of Pocket Instruments ( <i>No. 10, page 16</i> ) .	3	11	6
4 Lancets . . . . .	0	5	0
Enema and Stomach Pump . . . . .	1	15	6
Set common Splints . . . . .	0	2	6
1 Thermometer . . . . .	0	1	8
1 Clinical Thermometer . . . . .	0	3	0
Hypodermic Syringe . . . . .	0	8	6
Aspirator . . . . .	1	10	0

Amputation Instruments, etc., *continued.*



FIG. 1.



FIG. 2.



FIG. 3.



FIG. 4.



FIG. 5.

Amputation Knives,—

	£	s.	d.
Liston's ( <i>Fig. 1</i> ), each 4-in., 5s. ; 5-in., 6s. ; 6-in., 6s. 6d. ; 7-in., 7s. 6d. ; 8-in., 8s. 6d. ; 9-in., 9s. 6d. ; 10-in., 10s. 6d. ; and 11-in. . . . .	0	11	6
Liston's double edge ( <i>Fig. 2</i> ) each 7-in., 8s. 6d. ; 8-in., 9s. 6d. ; and 9-in. . . . .	0	10	6
Catlin ( <i>Fig. 3</i> ) . . . . . each	0	6	6
For circular operation ( <i>Fig. 4</i> ) each 7½-in., 8s. 6d. ; 8½-in.	0	9	6
Guy's patterns, Broad, with chequered ivory handles, each, Catlin 5½-in., 17s. 6d. ; single edge, 7-in., 18s. 6d. ; 8-in., 19s. 6d. ; and double edge, 10-in.	1	1	0
Syme's joint knife for foot operations ( <i>Fig. 5</i> ) . . . each	0	5	0
Boxes, plain, for holding amputation knives, each for 2, 3s. 6d. ; for 3, 4s. 6d. ; for 4 . . . . .	0	5	6



FIG. 6.

Amputation Saws ( <i>Fig. 6</i> ) . . . . . each	0	15	0
As <i>Fig. 6</i> , with movable back . . . . . ,,	1	2	0

Amputation Instruments, etc., *continued.*

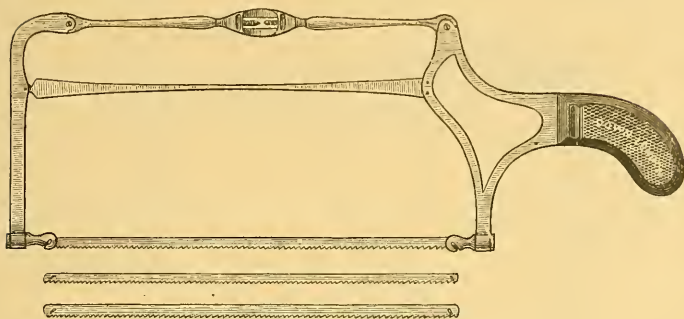


FIG. 7.

Amputation Saws, *continued*,—

Butcher's, with two spare blades (*Fig. 7*) . . . each

£ s. d.  
I 10 0




FIG. 8.



FIG. 9.

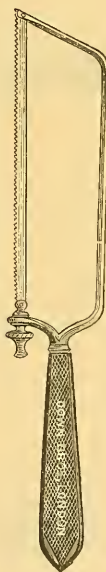


FIG. 10.

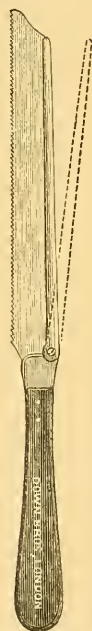


FIG. 11.

Fergusson's ( <i>Fig. 8</i> ) . . . . .	Each	0	6	0
Finger ( <i>Fig. 9</i> ) . . . . .	"	0	2	8
Metacarpal ( <i>Fig. 10</i> ) . . . . .	"	0	7	6
Movable back Army Regulation pattern ( <i>Fig. 11</i> ) . . . . .	"	0	10	0

Amputation Instruments, etc., *continued.*

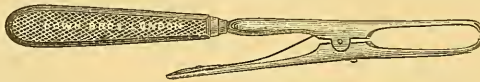


FIG. 12.

Artery Forceps,—

Assilini's ( <i>Fig. 12</i> ) . . . . .	each	£	s.	d.
		0	9	6



FIG. 13.

Bryant's Torsion (*Fig. 13*) each, 4½, 5 and 5¾-in., 8s. 6d. ;  
 6-in., 9s. 6d. ; 7-in., 10s. 6d. ; and 8-in. . each 0 11 6



FIG. 14.

Ditto, Improved pattern, with handle (*Fig. 14*) 7-in. 0 10 6



FIG. 15.



FIG. 16.

Dieffenbach's self-holding or "Bull Dog" ( <i>Fig. 15</i> ) each	0	2	0
" " fine points ( <i>Fig. 16</i> ) . " "	0	2	0

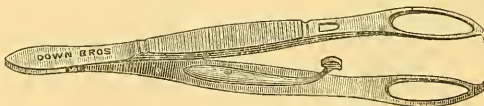


FIG. 17.

Fenestrated ( <i>Fig. 17</i> ) each, 4½ and 5-inch, 5s. 6d. ; and			
7-inch . . . . .	0	10	6
Ditto, with slide, 5-in. . . . .	0	9	0

Amputation Instruments, etc., *continued.*

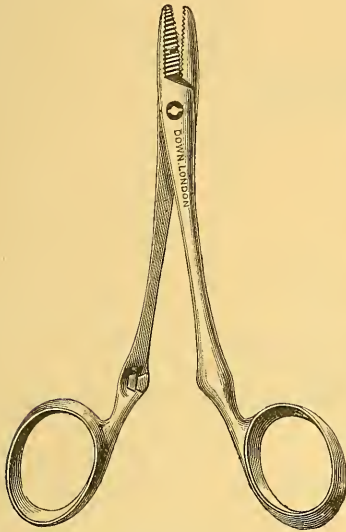


FIG. 18.



FIG. 19.

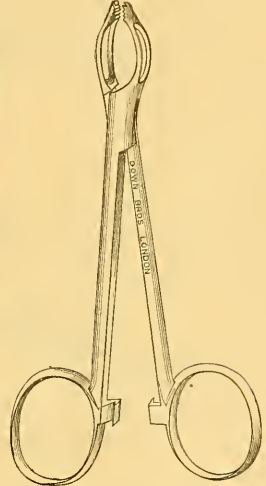


FIG. 20.

Artery Forceps, *continued.*—

	£	s.	d.
Lawson Tait's take-off joints ( <i>Fig. 18</i> ) nickel plated, each	0	5	6
Ditto, screw joints, ditto . . . . .	0	5	0
Liston's ( <i>Fig. 19</i> ) . . . . .	0	4	6
Morratt Baker's ( <i>Fig. 20</i> ), 5-in., nickel plated . . . . .	0	6	6
Pean's, to use also as a needle holder, 5-in. . . . .	0	5	6
Serrefines, plated . . . . . per doz.	0	8	0



FIG. 21.

Spencer Wells' original (*Fig. 21*) nickel plated . each 0 4 6

Amputation Instruments, etc., *continued.*

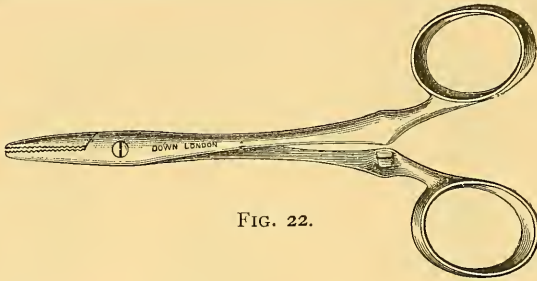


FIG. 22.

Artery Forceps, *continued*,—

Spencer Wells', improved nickel plated ( <i>Fig. 22</i> ), each,	£	s.	d.
3-in. and 5-in., 4s. 6d. ; and 6-inch . . . . .	0	6	6



FIG. 23.

Syme's ( <i>Fig. 23</i> ). . . . .	each	0	4	6
<i>Nickel plated, 9d. each extra (unless specified).</i>				

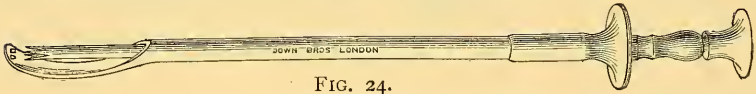


FIG. 24.

Bullet Extractors ( <i>Fig. 24</i> ) . . . . .	each	0	8	6
--	------	---	---	---

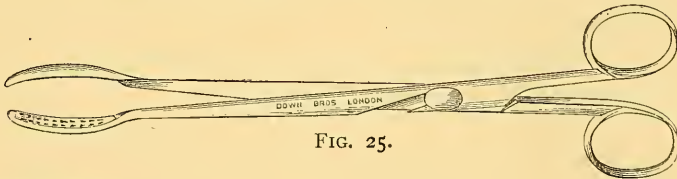


FIG. 25.

Bullet Forceps, blades to separate ( <i>Fig. 25</i> ) . . . . .	each	0	7	6
---	------	---	---	---

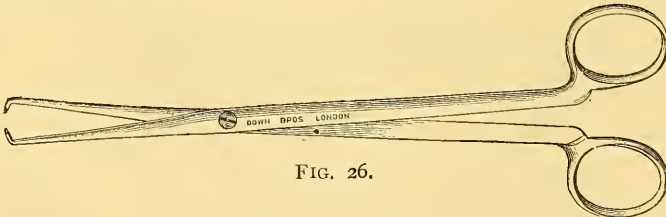


FIG. 26.

Ditto, fine points ( <i>Fig. 26</i> ) . . . . .	each	0	7	6
---	------	---	---	---



Amputation Instruments, etc., *continued.*

£ s. d.

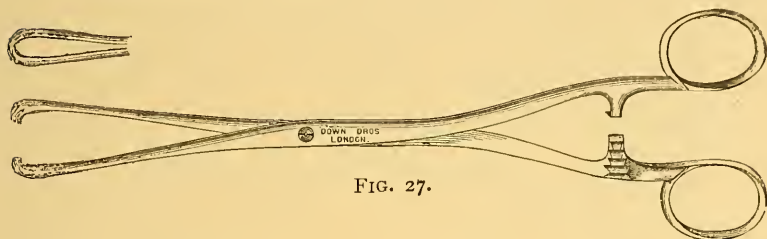


FIG. 27.

Bullet Forceps, vulsellum ends ( <i>Fig. 27.</i> )	each	0	10	6
„ Scoops	„	0	2	6
<i>Nickel plated, 1s. each extra.</i>				



FIG. 28.



FIG. 29.



FIG. 30.

Gun-shot Probes, plated ( <i>Fig 28</i> ) 10-inch	each	0	2	6
„ „ silver „ 8-inch, 4s.; 10-inch	„	0	5	0
„ „ Nélaton's, with porcelain tips ( <i>Fig. 29</i> )				
each, 5-in. 3s. 4d., and 8-inch		0	4	0
„ „ ditto, Flexible Spiral, ditto ( <i>Fig. 30</i> )	each	0	5	0



FIG. 31.

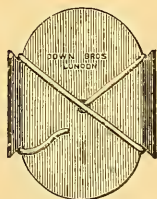


FIG. 32.

Suture and Ligature Materials, etc.,—

Button's, Lead Oval ( <i>Fig. 31</i> )	per doz.	0	2	0
„ „ with turned-up edges				
( <i>Fig. 32</i> )	„	0	3	0
Catgut, Lister's Chromatized, 5 sizes	per bottle	0	0	10
„ „ „ Dry, 5 sizes, per doz. hanks		0	4	0

Amputation Instruments, etc., *continued.*

Suture and Ligature Materials, etc., <i>continued.</i> —		£	s.	d.
Fergusson's Hemp Cord . . . . .	per hank	0	0	6
Horsehair . . . . .	"	0	1	0
Japanned Tin Boxes, containing 3 Boxwood Reels for Catgut . . . . .	each	0	3	9
Reels, Boxwood, for keeping Catgut and Silk in Antiseptic Solutions . . . . .	per doz., 4s. and	0	5	0
" Glass " " " " " " " " " " " "	per doz.	0	8	0
Silk . . . . .	per skein	0	0	9
" very stout . . . . .	"	0	1	6
" on Reels . . . . .	per reel	0	0	10
" " Carbolized . . . . .	"	0	0	10



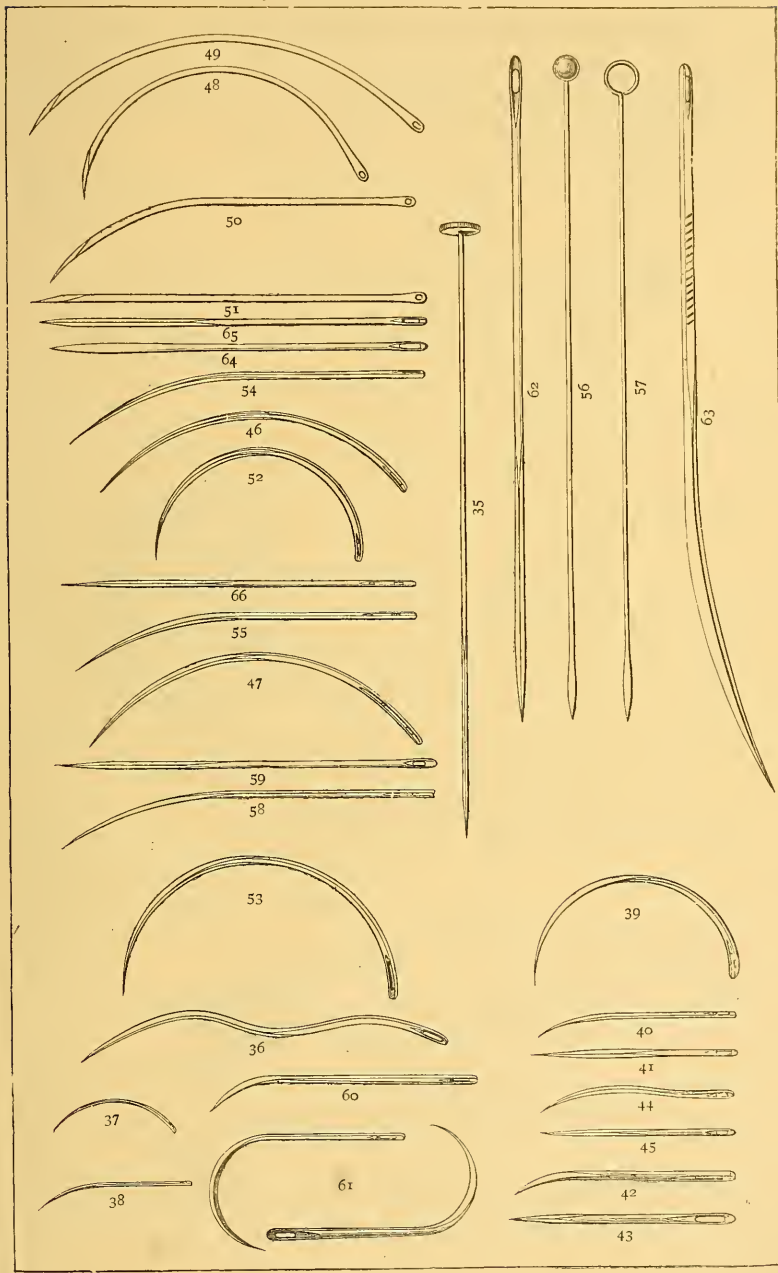
FIG. 33.

Silk, Chinese or "Dentists'" Twist ( <i>Fig. 33</i> )	per hank	0	0	9
" Iron Dyed . . . . .	per card	0	0	9



FIG. 34.

Silk, Turner's Patent . . . . .	per hank	0	0	9
" " 4 assorted sizes on Card ( <i>Fig. 34</i> )	per card	0	1	2
Silkworm Gut, Pink or White . . . . .	per 25 threads	0	1	0
Tablets, Lead, for carrying Silk . . . . .	per doz.	0	4	6
" Vulcanite, fitted with 3 sizes each Silk and Wire . . . . .	each	0	3	0
Wire, Iron . . . . .	per reel	0	0	9
" Plated . . . . .	"	0	1	0
" Silver . . . . .	per ¼-oz. reel	0	2	6
<b>Suture Needles, etc. (sold in ½ dozen packets, assorted or otherwise),—</b>				
Acupressure Pins, steel heads ( <i>Fig. 35</i> ) 2½ to 5 inches	per doz.	0	3	0
Acupuncture Pins, in ivory cases . . . . .	per dozen	0	9	0



Amputation Instruments, etc., *continued.*

Suture Needles, <i>continued.</i> —		£	s.	d.
Double Curved ( <i>Fig. 36</i> ) sizes 7 to 12	per doz.	0	2	6
Eye, Full Curved ( <i>Fig. 37</i> ) „ 1 to 3	„	0	2	6
„ Half Curved ( <i>Fig. 38</i> ) „ 1 to 3	„	0	2	6
Fistula, Full Curved ( <i>Fig. 39</i> ) sizes 1 to 3	„	0	2	6
„ Half „ ( <i>Fig. 40</i> ) „ 1 to 3	„	0	2	6
„ Straight ( <i>Fig. 41</i> ) „ 1 to 3	„	0	2	6
„ Emmet's, with Trocar Points, Quarter Curved ( <i>Fig. 42</i> ) sizes 1 to 3	per doz.	0	2	6
„ Emmett's Straight ( <i>Fig. 43</i> ) sizes 1 to 3	„	0	2	6
„ Hagedorn's Full, Half, and Quarter Curved, sizes 1 to 3	per doz.	0	2	6
„ Sims' Half Curved ( <i>Fig. 44</i> ) sizes 1 to 3	„	0	2	6
„ „ Straight ( <i>Fig. 45</i> ) „ 1 to 3	„	0	2	6
Full Curved ( <i>Fig. 46</i> ) sizes 1 to 18	„	0	1	6
„ with two eyes for Wire ( <i>Fig. 47</i> ) sizes 1 to 12	per doz.	0	2	3
Hagedorn's Full Curved ( <i>Fig. 48</i> ) sizes 1 to 10	„	0	2	0
„ Half „ ( <i>Fig. 49</i> ) „ 1 to 10	„	0	2	0
„ Quarter Curved ( <i>Fig. 50</i> ) sizes 1 to 10	„	0	2	0
„ Straight ( <i>Fig. 51</i> ) sizes 1 to 10	„	0	2	0
Half Circle ( <i>Fig. 52</i> ) sizes 1 to 18	„	0	1	6
„ extra strong ( <i>Fig. 53</i> ) sizes 1 to 6	„	0	2	0
Half Curved . . . ( <i>Fig. 54</i> ) „ 1 to 18	„	0	1	6
„ with two eyes for wire ( <i>Fig. 55</i> ) sizes 1 to 12	per doz.	0	2	3
Hare-lip Pins, glass heads ( <i>Fig. 56</i> ) 1 $\frac{3}{4}$ to 4-inch	„	0	1	6
„ ringed heads, to cut at sides as well as at points ( <i>Fig. 57</i> ) 1 $\frac{3}{4}$ to 4-inch,	per doz.	0	2	0
Lister's, for Catgut, Full Curved, sizes 1 to 12	„	0	2	6
„ „ Half Curved ( <i>Fig. 58</i> ) sizes 1 to 12	per doz.	0	2	6
„ „ Straight ( <i>Fig. 59</i> ) sizes 1 to 12	„	0	2	6
Mouth ( <i>Figs. 60 and 61</i> ) sizes 1 to 3	per doz.	0	2	6
Ovariotomy ( <i>Fig. 62</i> ) „ 3, 3 $\frac{1}{2}$ , and 4-in.	„	0	2	6
Post Mortem ( <i>Fig. 63</i> ) „ 3, 4, 5 and 6-in.	„	0	4	0
Round bodies, with lance points, Full Curved, Half Curved, and Half Circle Curved, sizes 1 to 18	per doz.	0	1	6
Straight Flat ( <i>Fig. 64</i> ) sizes 1 to 18	„	0	1	6
„ Triangular ( <i>Fig. 65</i> ) sizes 1 to 18	„	0	1	6
„ „ with two eyes for wire ( <i>Fig. 66</i> ) sizes 1 to 12	per doz.	0	2	3
Varix pins, strong, 4-inch ( <i>Fig. 57</i> )	„	0	3	0

*Nickel plated, 6d. per doz. extra.*

Amputation Instruments, etc., *continued.*

Needle Holders ( <i>see pages 275-277</i> ).	£	s.	d.
Needle Books to hold 1 dozen for Pocket Cases, each	0	1	0
"    combined with Tablet for Silk and Wire	0	1	6
"    to hold 6 dozen	0	2	6
<b>Tourniquets,—</b>			
Carte's Abdominal	3	3	0



FIG. 67.

Davy's Lever (for compressing iliac artery per rectum) ( <i>Fig. 67</i> )	each	0	6	6
Esmarc's India-rubber Tube, with hook and chain	"	0	4	6




FIG. 68.




FIG. 69.

Esmarc's India-rubber Tube, with hook and chain and bandage complete ( <i>Fig. 68</i> ).	each	0	9	6
Foulis' India-rubber Cord ( <i>Fig. 69</i> )	"	0	2	0
Field ( <i>Fig. 70</i> )	"	0	2	0

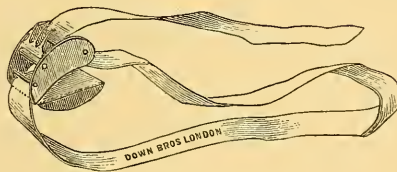


FIG. 70.

Lead Weight for Aneurism, as used at Guy's ( <i>Fig. 71</i> )	each	0	15	0
---	------	---	----	---

Amputation Instruments, etc., *continua.*



FIG. 71.

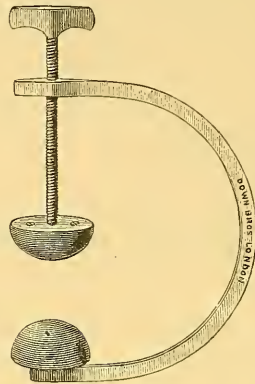


FIG. 72.

Tourniquets, *continued*,—

		£	s.	d.
Lister's (Fig. 72)	. . . . . each	0	17	6
„ Large pattern.	. . . . . „	1	8	0
Pettit's Spiral (Fig. 73)	. . . . . „	0	6	6

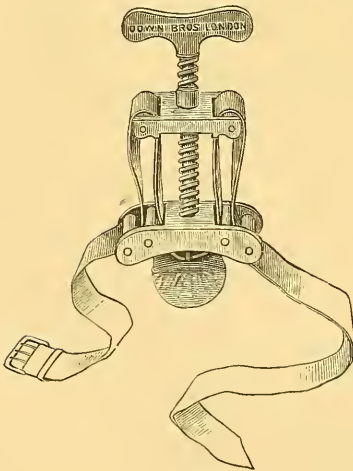


FIG. 73.

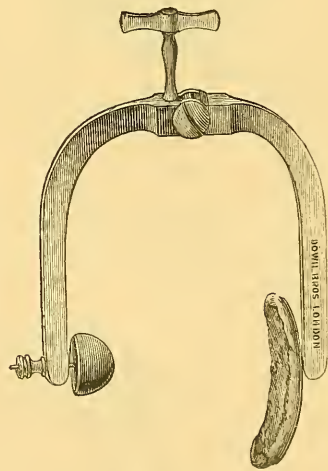


FIG. 74.

Signoroni's (Fig. 74)	. . . . . each	1	3	0
„ with two pads, to apply pressure alternately to different parts of the artery	. . . . . each	1	18	0

Amputation Instruments, etc., *continued.*

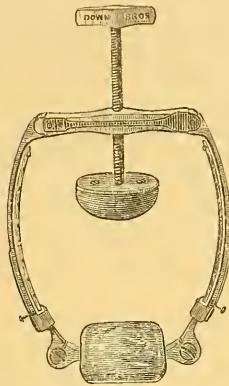


FIG. 75.

Tourniquets (*continued*),—

Skey's ( <i>Fig. 75</i> . . . . .	each	£	s.	d.
-----------------------------------	------	---	----	----

2	0	0
---	---	---

MINOR OPERATION AND HERNIA INSTRUMENTS.

No. 1 Set, containing Finger Knife, Sharp Curved Bistoury, Probe Curved Bistoury, Hernia Bistoury, Hernia Director, Nævus Needle, Aneurism Needle, Tenaculum, and 3 Scalpels in plain ebony handles, Liston's Artery Forceps, Spring Forceps, Dressing Scissors, Director, Needles and Silk; in mahogany case . . . . .		£	s.	d.
	2	5	0	

*If with the blunt Instruments nickel plated, 3s. extra.*

No. 2 Set, containing Saw, Finger Knife, Sharp Curved Bistoury, Probe Curved Bistoury, Hernia Bistoury, Nævus Needle, Aneurism Needle, Tenaculum and 3 Scalpels in plain ebony handles, Hernia Director, Liston's Artery Forceps, Spring Forceps, Scissors, Bryant's Torsion Forceps, Directors, Reel each Silk and Wire, and 3 each Needles for Silk and Wire; in mahogany case . . . . .		£	s.	d.
	3	3	0	

*If with the blunt Instruments nickel plated, 4s. 6d. extra.*

No. 3 Set, containing Saw, Finger Knife, Sharp Curved Bistoury, Probe Curved Bistoury, Hernia Bis-

### Minor Operation and Hernia Instruments, *continued.*

£ s. d.

toury, Paget's Knife, Nævus Needle, Aneurism Needle, Tenaculum, Cooper's Slide Tumour Hook and 3 Scalpels in plain ivory handles, Hernia Director, Scissors, Dissecting Forceps, Liston's Artery Forceps, Bryant's Torsion Forceps, 2 Dieffenbach's Bull Dog Forceps, Bryant's Dressing Forceps, Director, Reel each Silk and Wire, and Needles for Silk and Wire; in brass bound mahogany case . . . . . 4 4 0

*If with the blunt Instruments nickel plated, 7s. 6d. extra.*

**No. 4 Set**, containing Saw, Breast Knife, Finger Knife, Straight Probe Bistoury, Sharp Curved Bistoury, Blunt Curved Bistoury, Hernia Bistoury, Paget's Knife, 2 Nævus Needles, Aneurism Needle, Blunt Tenotomy Knife, Sharp Tenotomy Knife, Cooper's Slide Tumour Hook, Tenaculum, 4 Scalpels, 2 Durham's Retractors, and Bone Gouge in chequered ivory handles, Bone Forceps, Fenestra Artery Forceps, Bryant's Torsion Forceps, 2 Spencer Wells' Forceps, Bryant's Dressing Forceps, Straight Scissors, Scissors Curved on Flat, Dissecting Forceps, Hernia Director, Brodie's Silver Fistula Director, Steel Director, Double Sinus Scraper, Reel each Silk and Wire, Needles for Silk and Wire; in handsome brass bound walnut case, polished inside . . . . . 10 5 0  
 If with plain ivory handles . . . . . 9 9 0

*If with the blunt Instruments nickel plated, 10s. 6d. extra.*

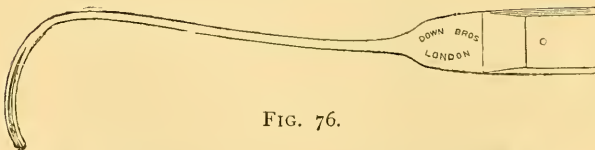


FIG. 76.

**Aneurism Needles** (*Fig. 76*), each, plain ebony, 2s. 3d.;  
 chequered . . . . . 0 2 9  
 Plain ivory, 3s.; chequered . . . . . 0 3 6  
 Curved to the right or left, extra . . . . . each 0 1 0  
**Artery Forceps** (*see pages 8-10*).



Minor Operation and Hernia Instruments, *continued.*

	£	s.	d.
Bags, Morocco Surgical, fitted with three zinc trays for carrying loose instruments and cases . each	4	4	0

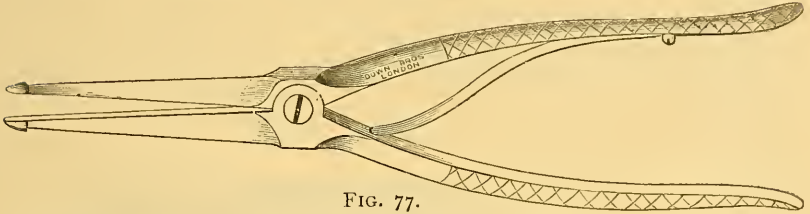


FIG. 77.

Bigelow's Sinus Dilator ( <i>Fig. 77</i> ), nickel plated .	0	12	6
---	---	----	---



FIG. 78.



FIG. 79.



FIG. 80.



FIG. 81.

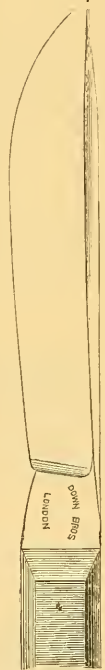


FIG. 82.

Bistouries,—

Curved Probe ( <i>Fig. 78</i> ), plain ebony, 2s. 3d.; chequered, 2s. 9d.; plain ivory, 3s.; chequered . . . . .	0	3	6
Curved Sharp ( <i>Fig. 79</i> ), plain ebony, 2s. 3d.; chequered, 2s. 9d.; plain ivory, 3s.; chequered . . . . .	0	3	6

Minor Operation and Hernia Instruments, *continued.*

Bistouries ( <i>continued</i> ),—	£	s.	d.
Straight Probe ( <i>Fig. 80</i> ), plain ebony, 2s. 3d.; chequered, 2s. 9d.; plain ivory, 3s.; chequered . . . . .	o	3	6
Straight Sharp ( <i>Fig. 81</i> ), plain ebony, 2s. 3d.; chequered, 2s. 9d.; plain ivory, 3s.; chequered . . . . .	o	3	6
Boxes, plain, for Bistouries, Scalpels, etc., to hold four, each, 1s. 6d.; to hold six, 2s.; to hold twelve . . . . .	o	4	o
Breast Knives ( <i>Fig. 82</i> ), plain ebony, 3s. 3d.; chequered, 4s.; plain ivory, 4s. 6d.; chequered . . . . .	o	5	3



FIG. 83.

Ditto, with tang through handle and raspatory at reverse end (*Fig. 83*), each plain ebony, 3s. 3d.; chequered, 4s.; plain ivory, 4s. 6d.; chequered . . . . . o 5 3  
 Cock's Knife (*see page 196*).

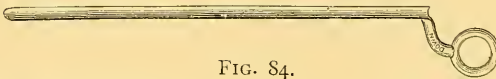


FIG. 84.

Directors (*see also pages 46 and 47*),—  
 Steel, 6½-inch (*Fig. 84*) . . . . . each o 4 6

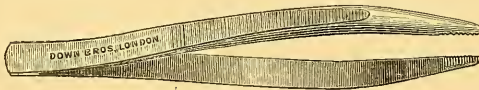


FIG. 84A.

Dressing Forceps (*see also pages 47 and 48*),—  
 Spring Dissection (*Fig. 84A*), 5 and 5½ inch . . . . . each o 2 o

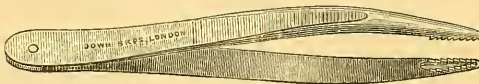


FIG. 84B.

Ditto, Mason's Shark's Teeth (*Fig. 84B*) . . . . . each o 2 3  
 Ditto, ditto, with spring catch, 6 inch . . . . . o 5 o  
*Nickel plated, 9d. each extra.*



FIG. 85.

Durham's Fine Dissector (*Fig. 85*) . . . . . each o 5 6

Minor Operation and Hernia Instruments, *continued*

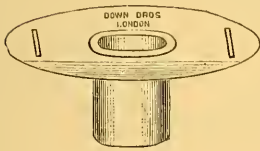


FIG. 86.




FIG. 87.

Empyema Tubes,—

Goodhart's silver ( <i>Fig. 86</i> ), in 3 sizes . . . . . each	£	s.	d.
No. 1 for Children ; No. 2 for Adults, or for Children where the pleura is much thickened ; No. 3 for Adults where pleura is much thickened.	0	10	6

"The last case I have had has been treated by a silver tube I had made on the principle I advocate, of keeping the external wound open and leaving the pleura alone. It is a flattened oval an inch long, with a bore of 4 millimetres by 12. It has a thin, silver shield which can be moulded somewhat to the side of the chest. It answered admirably, keeping the ribs apart, and giving a free vent, and this in a case not very favourable to success, for the child was only 2 years old."—Address on treatment of Empyema by Dr. GOODHART, *British Medical Journal*, June 4th, 1887.

India Rubber ( <i>Fig. 87</i> ), in 6 sizes . . . . . each	0	2	0
--	---	---	---

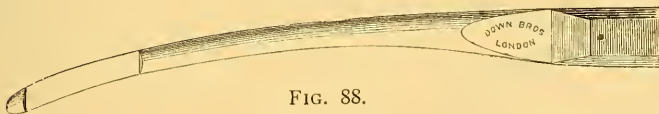


FIG. 88.

Hernia Bistouries ( <i>Fig. 88</i> ), plain ebony, 2s. 9d. ; chequered, 3s. 3d. ; plain ivory, 3s. 6d. ; chequered	0	4	0
Hayes' concealed . . . . . each	0	8	6

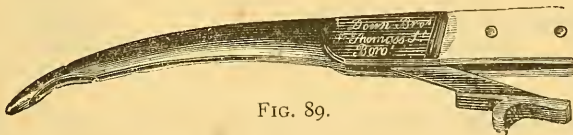


FIG. 89.

Le Gros Clark's ( <i>Fig. 89</i> ) . . . . . each	0	13	6
---	---	----	---

Minor Operation and Hernia Instruments, *continued.*



FIG. 90.

Hernia Directors, Double (*Fig. 90*) . . . . . each £ 0 4 0



FIG. 91.

Ditto, Key's (*Fig. 91*) . . . . . each 0 4 0

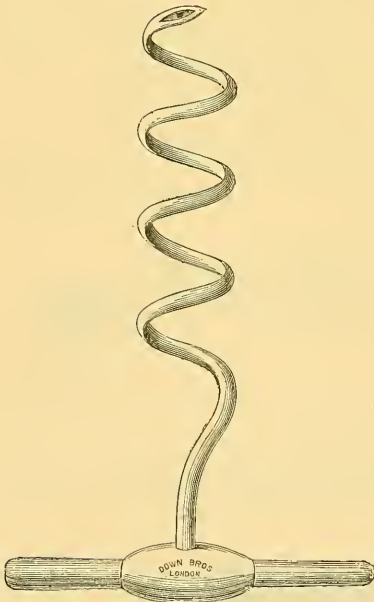


FIG. 92.



FIG. 93.

Hernia Needles, Spanton's Spiral (*Fig. 92*), 6 sizes, each 0 8 6  
 " " Wood's (*Fig. 93*) . . . . . " 0 5 6  
*Nickel plated, 9d. each extra.*

Minor Operation and Hernia Instruments, *continued.*

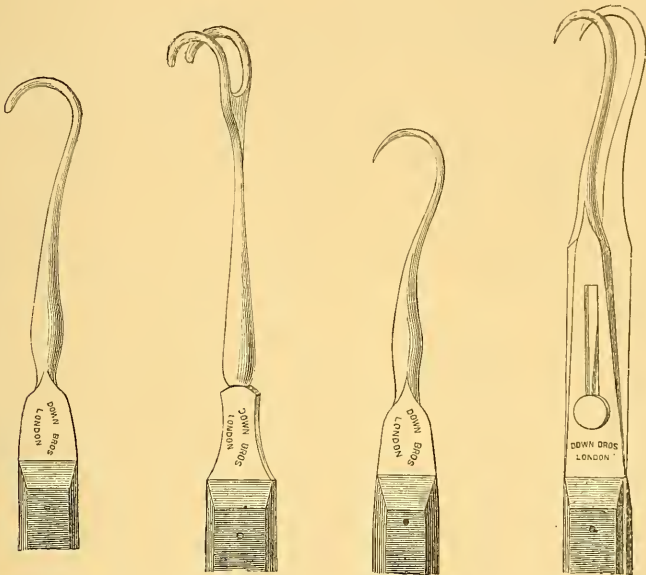


FIG. 94.

FIG. 95.

FIG. 96.

FIG. 97.

Hooks, Blunt, to use as Retractors ( <i>Fig. 94</i> ),—	£	s.	d.
Plain ebony, 2s. ; chequered, 2s. 6d. ; plain ivory, 2s. 9d.			
chequered . . . . .	0	3	3
Double ( <i>Fig. 95</i> ), plain ebony, 4s. ; chequered, 4s. 6d. ;			
plain ivory, 4s. 9d. ; chequered . . . . .	0	5	3
Treble, plain ebony, 5s. 3d. ; chequered, 5s. 9d. ; plain			
ivory, 6s. ; chequered . . . . .	0	6	6
Hooks, Sharp ( <i>Fig. 96</i> ),—			
Each, plain ebony, 2s. ; chequered, 2s. 6d. ; plain ivory,			
2s. 9d. ; chequered . . . . .	0	3	3
Cooper's Double Sliding ( <i>Fig. 97</i> ), each, plain ebony,			
5s. 3d. ; chequered, 5s. 9d. ; plain ivory, 6s. ;			
chequered . . . . .	0	6	6

Minor Operation and Hernia Instruments, *continued.*



FIG. 98.



FIG. 99.



FIG. 100.

Needles, Strong, for Abdominal operations,  
 etc., Guy's patterns (*Figs. 98 and 99*),  
 chequered ebony handles . . . each

Ditto, ditto, St. Thomas's pattern, curved  
 to the right and left, chequered ebony  
 handles . . . . . each

Nævus Needles (*Fig. 100*), each, plain ebony, 2s. 3d. ;  
 chequered, 2s. 9d. ; plain ivory, 3s. ; chequered .

Needles, with handles made entirely of steel in one piece  
 each

£ s. d.

o 5 o

o 6 6

o 3 6

o 3 6

Minor Operation and Hernia Instruments, *continued.*




FIG. 101.

	£	s.	d.
Neurectomy Chisel, Rockwell's . . . . .	0	7	6
Paget's Knives ( <i>Fig. 101</i> ), each, plain ebony, 2s. 3d. ; chequered, 2s. 9d. ; plain ivory, 3s. ; chequered .	0	3	6



FIG. 102.

Probes ( <i>see also page 54</i> ),—			
Steel ( <i>Fig. 102</i> ), 5 and 6 inch . . . . .	0	2	6

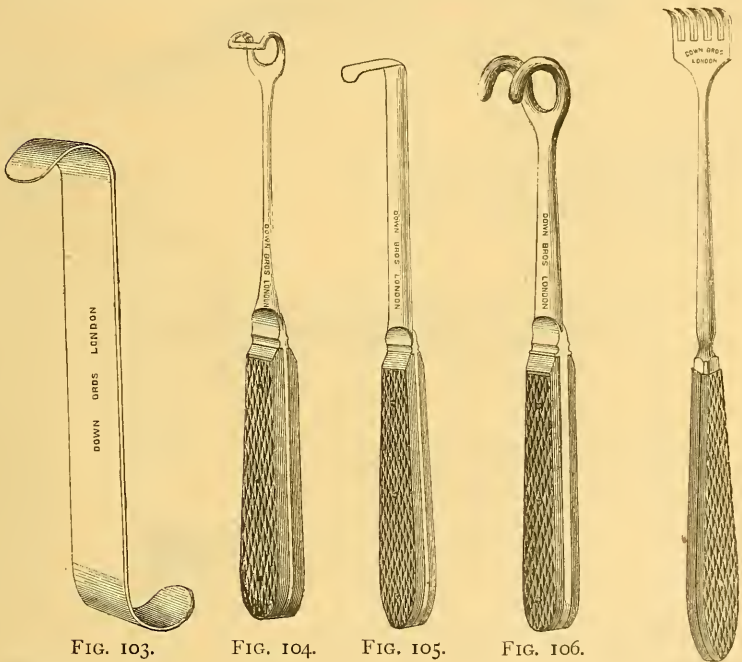


			FIG. 107.
Retractors,—			
Plain metal ( <i>Fig. 103</i> ). . . . .		per set of 3	0 6 6
Durham's ( <i>Fig. 104</i> ), 3 sizes, each 6s. 6d., 7s. 6d., and			0 8 6
Langenbeck's ( <i>Fig. 105</i> ), 2 sizes . . . . .		each 5s. 6d. and	0 6 0
Strong Double Hooks, Guy's pattern ( <i>Fig. 106</i> ), 4 sizes		each 4s. 6d., 5s. 6d., 7s. 6d.,	0 9 6
Volkmann's ( <i>Fig. 107</i> ), 2 sizes . . . . .		each 6s. 6d., and	0 7 6
		<i>Nickel plated, 9d. each extra.</i>	

**Minor Operation and Hernia Instruments, *continued.***

Saws (*see also pages 6 and 7*),— £ s. d.  
 For Fingers, etc., each, plain ebony, 3s. 6d. ; chequered,  
 4s. 3d. ; plain ivory, 4s. 9d. ; chequered . . . . . o 5 6




FIG. 108.

Scalpels, each, plain ebony, 1s. 4d. ; chequered, 2s. ;  
 plain ivory, 2s. ; chequered . . . . . o 2 6

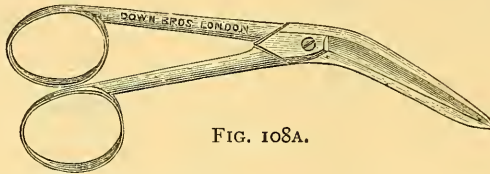


FIG. 108A.

Scissors (*see also pages 48 and 49*),—  
 Angular (*Fig. 108A*), 6 inch. . . . . each o 4 6  
 Curved or flat, 6½ inch . . . . . „ o 6 6

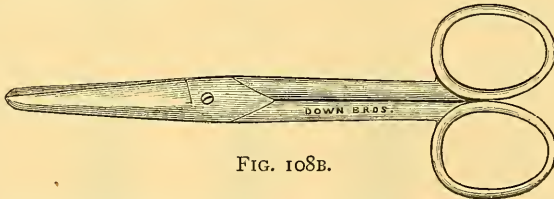


FIG. 108B.

Straight, close shanks, blunt points (*Fig. 108B*), each  
 6-in. 3s. 6d. ; 7-in. . . . . o 5 6

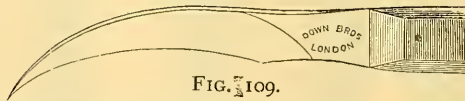


FIG. 109.

Syme's Knives (*Fig. 109*), each, plain ebony, 2s. 3d. ;  
 chequered, 2s. 9d. ; plain ivory, 3s. ; chequered . . . . . o 3 6



FIG. 110.

Tenaculums (*Fig. 110*), each, plain ebony, 1s. 6d. ;  
 chequered, 2s. ; plain ivory, 2s. 3d. ; chequered . . . . . o 2 9



Minor Operation and Hernia Instruments, *continued.*



FIG. 111.

Tenotomy Knives,—

Blunt ( <i>Fig. 111</i> ), each, plain ebony, 2s. 3d. ; chequered, 2s. 9d. ; plain ivory, 3s. ; chequered . . . . .	£ s. d. o 3 6
---	------------------




FIG. 112.

Sharp ( <i>Fig. 112</i> ), each, plain ebony, 2s. 3d. ; chequered, 2s. 9d. ; plain ivory, 3s. ; chequered . . . . .	o 3 6
---	-------



FIG. 113.



FIG. 114.



FIG. 115.



FIG. 116.



FIG. 117.



FIG. 118.



FIG. 119.

Adams', plain ivory handles ( <i>Figs. 113-118</i> ) . . . . .	each o 4 6
"    "    "    "    " set of 6 in case . . . . .	I II 6
"    straight edge " ( <i>Fig. 119</i> ) . . . . .	each o 4 6



FIG. 120.

Guy's pattern, plain ivory handles ( <i>Fig. 120</i> ) . . . . .	each o 4 6
--	------------

Minor Operation and Hernia Instruments, *continued.*



FIG. 121.

Tenotomy Knives, *continued*,—

Parker's curved ditto (*Fig.* 121) . . . . . each £ s. d.  
 o 4 6

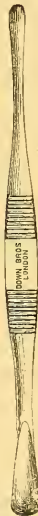


FIG. 122. FIG. 123. FIG. 124. FIG. 125. FIG. 126. FIG. 127.

Scrapers for bone, sinuses, etc.,—

Durham's ( <i>Fig.</i> 122) . . . . .	each	o	8	6
Jacobson's, with oval ends ( <i>Fig.</i> 123) . . . . .	.. .. "	o	7	6
Ditto, with pear-shaped ends ( <i>Fig.</i> 124) . . . . .	.. .. "	o	7	6
Lister's . . . . .	.. .. "	o	6	6
Lupus, short models for Lupus of Nose, etc. . . . .	.. .. "	o	4	6
Ditto, the set of 5, with Lupus Lancet in case . . . . .	.. ..	1	7	6
St. Thomas's pattern ( <i>Fig.</i> 125) . . . . .	each	o	8	6
Volkmann's oval ( <i>Fig.</i> 126), long or short . . . . .	.. .. "	o	5	6
Ditto round ( <i>Fig.</i> 127), ditto . . . . .	.. .. "	o	5	6

Minor Operation and Hernia Instruments, *continued.*

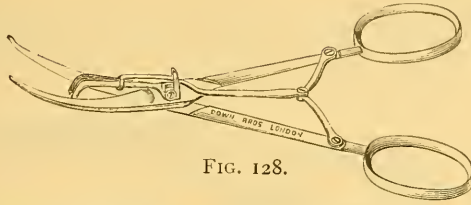


FIG. 128.

Skin Grafting Scissors (*Fig. 128*), in case . . .  
 Suture Silk, Wire, etc. (*see pages 11, 12*).  
 Suture Needles, etc. (*see pages 12-14*).

£ s. d.  
 1 7 6

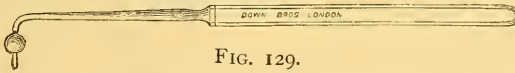


FIG. 129.

Wordsworth's Cautery, for Nævi (*Fig. 129*) . each 0 4 6

NECROSIS, RESECTION, OSTEOTOMY, AND TREPHINING INSTRUMENTS.

Trephining Cases.

£ s. d.

No. 1 Set, containing 3 Trephines, Trephine Brush, Hey's Skull Saw, Skull Forceps, Elevator, and Scalpel; in mahogany case . . . . . 2 7 6

No. 2 Set, containing 4 Trephines with screws at ends, Trephine Brush, Hey's Skull Saw, Skull Forceps, Elevator, Stout Silver Probe with flattened end, 1 Scalpel, and 1 Scalpel and Raspatory; in brass bound mahogany case . . . . . 3 15 0

Awls, for Bone Sutures . . . . . each 0 5 6




FIG. 130.

Bone Forceps,—

Fergusson's, straight (*Fig. 130*), or circular jaw . each 0 9 6

„ „ small . . . . . „ 0 7 6

**Necrosis, Resection, Etc., Instruments, *continued.***

**Bone Forceps, *continued.***—

		£	s.	d.
Fergusson's, curved right or left . . . . .	each	0	9	6
„ curved on flat . . . . .	„	0	9	6
„ very powerful, with crank bend . . . . .	„	1	17	6

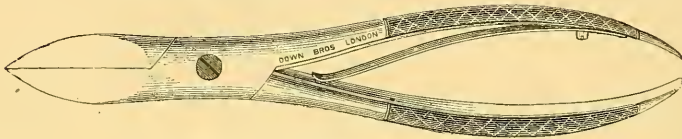


FIG. 131.

Liston's, with spring ( <i>Fig. 131</i> ), straight, curved, or curved on flat . . . . .	each	0	10	6
Liston's, large, 12-inch angular, curved on flat . . . . .	„	0	15	0
Plain joint, small . . . . .	„	0	5	6

*Nickel plated, 1s. each extra.*



FIG. 132.



FIG. 133.

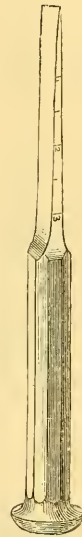


FIG. 134.

Chisels, straight ( <i>Fig. 132</i> ) . . . . .	each	0	2	6
With steel handles . . . . .	„	0	3	6
Strong ( <i>Fig. 133</i> ), 4 sizes . . . . .	„	0	5	0
MacEwen's ( <i>Fig. 134</i> ) . . . . .	„	0	4	6
Reeve's, graduated . . . . .	„	0	8	0

Necrosis, Resection, Etc., Instruments, *continued.*

Directors (*see also pages 46 and 47*),—

£ s. d.

With jointed handle for Resection . . . each 0 13 6

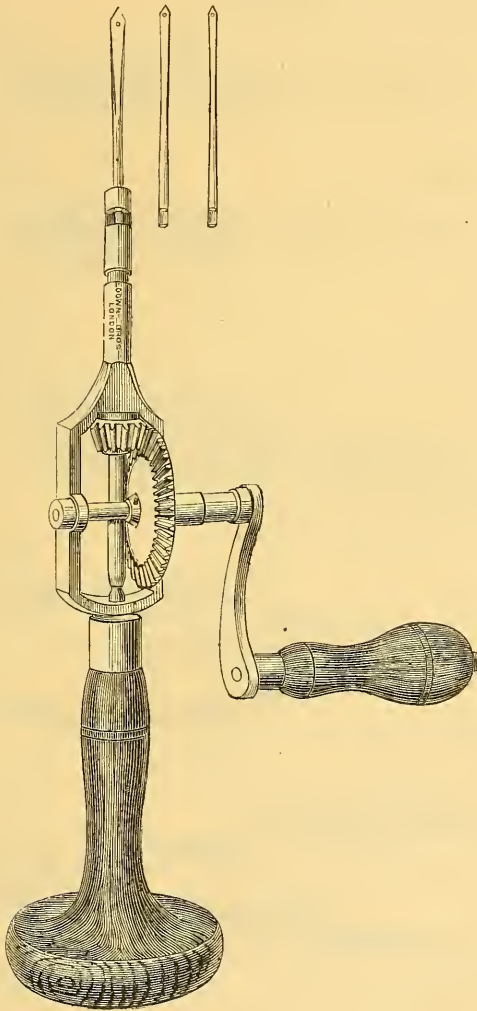


FIG. 135.

Drill, for Bone Sutures (*Fig. 135*), with set of 3 drills, each 1 5 6

Necrosis, Resection, Etc., Instruments, *continued.*



FIG. 136.

Elevators, double ( <i>Fig.</i> 136)	. . . . .	each	£	s.	d.
			0	2	3



FIG. 137.

Ebony handles ( <i>Fig.</i> 137)	. . . . .	each	0	4	0
----------------------------------	-----------	------	---	---	---



FIG. 138.

Gouges ( <i>Fig.</i> 138)	. . . . .	each	0	2	6
Strong	. . . . .	„	0	3	6
With steel handle	. . . . .	„	0	3	6

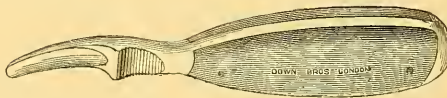


FIG. 139.

With tang through handle ( <i>Fig.</i> 139)	. . . . .	each	0	7	6
---	-----------	------	---	---	---




FIG. 140.

Gouge Forceps, plain, straight ( <i>Fig.</i> 140)	. . . . .	each	0	9	6
---	-----------	------	---	---	---




FIG. 141.

Hoffman's plain, straight ( <i>Fig.</i> 141)	. . . . .	each	0	15	0
„ curved on flat, right or left curves	. . . . .	„	0	15	0

Necrosis, Resection, etc., Instruments, *continued.*

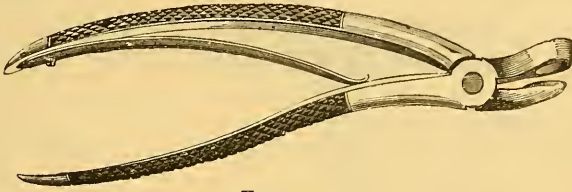


FIG. 142.

Gouge Forceps, *continued*,—

	£	s.	d.
Hoffman's curved handles ( <i>Fig. 142</i> ) . . . . . each	0	15	0
Ivory Pegs for bone Sutures . . . . . per doz.	0	4	0



FIG. 143.

Knives,—

Adams' Narrow, for use with saw ( <i>Fig. 143</i> ). . . . . each	0	4	6
Marshall's Resection, with tang through handles, pointed, round pointed, and straight edged . . . . . each	0	4	6



FIG. 144.

Tang Scalpel with Raspator, chequered ebony

( <i>Fig. 144</i> ) . . . . . each	0	4	0
------------------------------------	---	---	---



FIG. 145.



FIG. 146.

Lenticulars ( <i>Figs. 145 and 146</i> ) . . . . . each	0	4	0
---	---	---	---

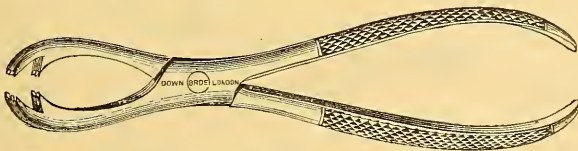


FIG. 147.

Lion Forceps, Fergusson's ( <i>Fig. 147</i> ), each, 6s. 6d. and	0	10	6
--	---	----	---

Necrosis, Resection, etc., Instruments, *continued.*



FIG. 148.

Lion Forceps, *continued.*—

			£	s.	d.
Willcox's spring, with catch ( <i>Fig. 148</i> ) . . . . .	each		0	12	6
„ with fixing screw . . . . .	„		0	12	6
„ plain spring, without catch . . . . .	„		0	6	6
Mallet . . . . .	„		0	2	0



FIG. 149.



FIG. 150.



FIG. 151.



FIG. 152.

Necrosis Forceps, curved ( <i>Fig. 149</i> ) . . . . .	each	0	5	6
Straight ditto ( <i>Fig. 150</i> ) . . . . .	„	0	5	6
With long jaws and fine points ( <i>Fig. 151</i> ) . . . . .	„	0	8	6
Mason's, with shark's teeth ( <i>Fig. 152</i> ) . . . . .	„	0	9	6

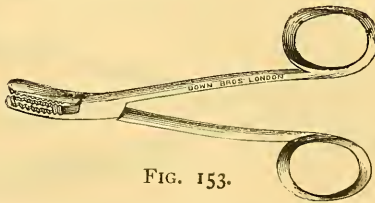


FIG. 153.

Onychia Forceps, Bow handles ( <i>Fig. 153</i> ) . . . . .	each	0	5	6
Spring handle . . . . .	„	0	5	0



Necrosis, Resection, etc., Instruments, *continued.*

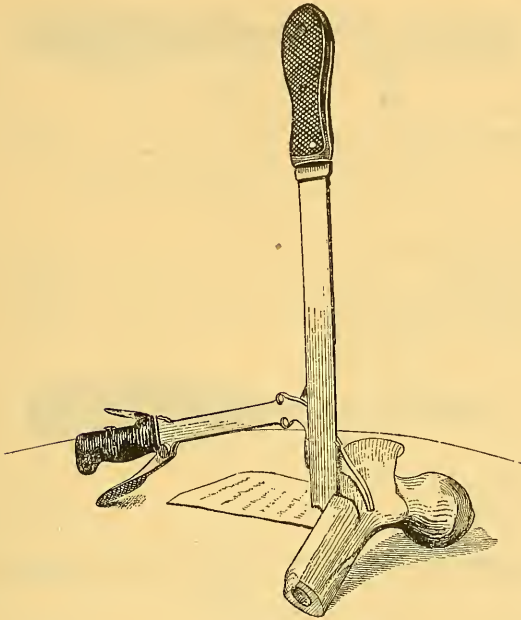


FIG. 154.

Osteotome, Gowan's ( <i>Fig. 154</i> ) . . . . .	each	£	s.	d.
		4	4	0

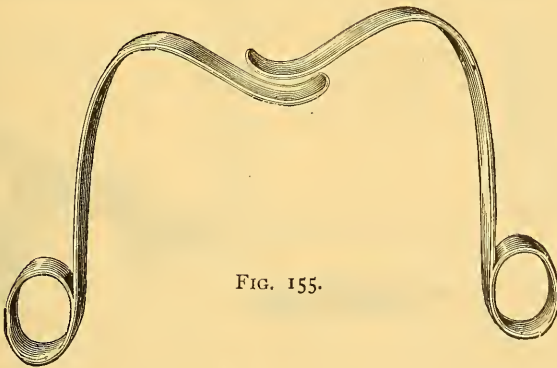


FIG. 155.

Retractors, for use with same, for deep wounds ( <i>Fig. 155</i> )	each	o	6	6
--	------	---	---	---

Necrosis, Resection, etc., Instruments, *continued.*

FIG. 156.

Osteotribes, Marshall's ( <i>Fig. 156</i> ) . . . . .	each	£	s.	d.
		0	4	6




FIG. 157.

Probes (*see also page 54*),—

Steel ( <i>Fig. 102</i> ) . . . . .	each	0	2	6
Stout silver, with flattened end ( <i>Fig. 157</i> ), (for use with Trepine as Elevator) . . . . .	each	0	4	0



FIG. 158.

Raspatories,—

Bryant's ( <i>Fig. 158</i> ) . . . . .	each	0	5	6
--	------	---	---	---

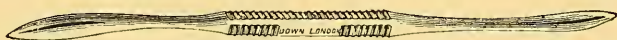


FIG. 159.

Durham's ( <i>Fig. 159</i> ) . . . . .	each	0	5	6
--	------	---	---	---



FIG. 160.

St. Thomas's pattern (160) . . . . .	each	0	5	6
<i>Nickel plated, 9d. each extra.</i>				

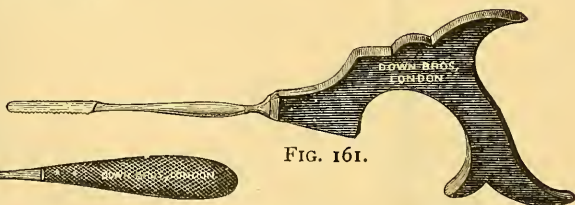
Retractors (*see page 25*).

FIG. 161.



FIG. 162.

Saws,—

Adams' Saw, for subcutaneous division of neck of femur, ( <i>Fig. 161</i> ), two sizes, for children and adults . . . . .	each	0	10	6
Ditto, ditto, small pattern ( <i>Fig. 162</i> ) . . . . .	„	0	6	6

Necrosis, Resection, etc., Instruments, *continued.*

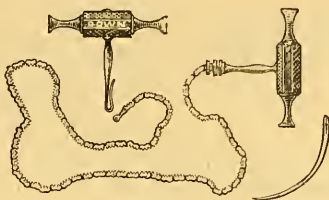


FIG. 163.

Saws, *continued*,—

Chain Saw, with guide (*Fig. 163*), in case . . . each £ s. d.  
1 2 0



FIG. 164.



FIG. 165.



FIG. 166.

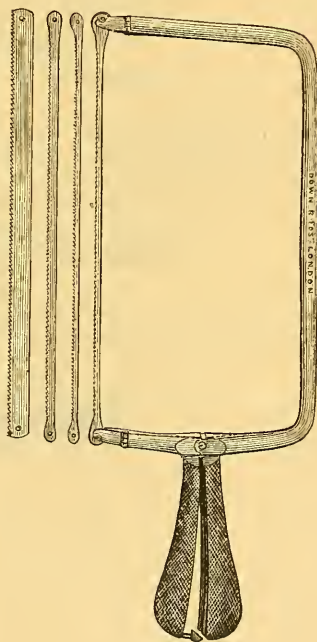


FIG. 167.

Jaw Saws, Wood's (*Fig. 164*), four sizes, each, 9s. 6d.,  
 10s. 6d., 11s. 6d., and . . . . . 0 12 6  
 Keyhole Saw (*Fig. 165*) . . . . . each 0 4 0  
 Ditto, to fix at any angle, Hunter Mackenzie's (*Fig. 166*),  
 each 0 12 6  
 Resection Saw, with revolving frame and spare blades  
 (*Fig. 167*) . . . . . each 1 10 0

Necrosis, Resection, etc., Instruments, *continued.*



FIG. 168.



FIG. 169.

Saws, *continued*,—

		£	s.	d.
Skull Saw, Hey's, rounded blade ( <i>Fig. 168</i> ) . . . . .	each	0	4	0
Ditto, ditto, straight blade ( <i>Fig. 169</i> ) . . . . .	„	0	4	0

Scoops, Bone (*see Scrapers, pages 26 and 27*).

Sinus Dilator, Bigelow's (*see page 19*).

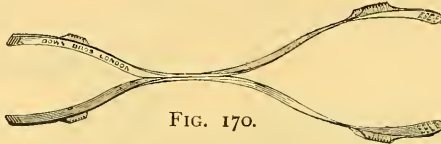


FIG. 170.

Skull Forceps ( <i>Fig. 170</i> ) . . . . .	each	0	3	9
Toe-nail Forceps . . . . .	„	0	5	6
„ „ Nippers . . . . .	„	0	4	6

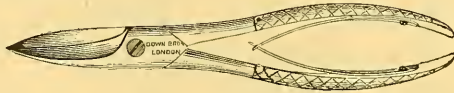


FIG. 171.

Toe-nail Scissors, Eperle's, for in-growing toe-nail ( <i>Fig. 171</i> ) . . . . .	each	0	9	6
--	------	---	---	---

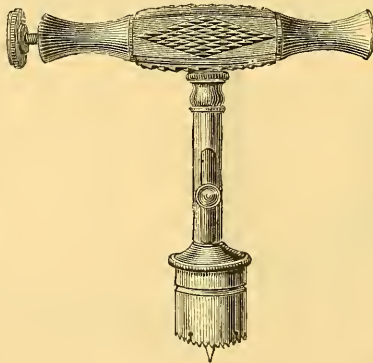


FIG. 172.

Trephines, four sizes . . . . .	each	0	7	6
With screw at end of handle, to avoid hurting of the hand in use ( <i>Fig. 172</i> ) . . . . .	each	0	8	6
American pattern . . . . .	„	0	11	6
Trephine Brushes . . . . .	„	0	0	9

## POCKET DRESSING INSTRUMENTS.

£ s. d.

- No. 1 Set, containing Dressing Scissors, Bow Dressing Forceps, Spring Forceps, Caustic Case with Silver Quill, Spatula, Silver Probe, Bleeding Lancet, Needles and Silk ; in leather case . . . . . 0 18 6

*With the blunt Instruments nickel plated, 2s. 3d. extra.*

- No. 2 Set, containing Dressing Scissors, Bow Dressing Forceps, Spring Forceps, Caustic Case with Silver Quill, Silver Probe, Director, Gum Lancet, Scalpel, and Abscess Lancet in skeleton handles, Needles and Silk ; in leather case . . . . . 1 6 6

*With the blunt Instruments nickel plated, 2s. 3d. extra.*

- No. 3 Set, containing Dressing Scissors, Artery Forceps, Bow Dressing Forceps, Caustic Case with Silver Quill, Spatula, 2 Silver Probes, Director, Gum Lancet, Finger Knife, Tenaculum, Curved Bistoury, and Abscess Lancet in skeleton handles, Spring Forceps, Needles and Silk ; in leather case . . . . . 1 18 6

*With the blunt Instruments nickel plated, 3s. extra.*

- No. 4 Set (Mr. Clutton's), containing Syme's and Paget's Knives, Double Curved Bistoury, Finger Knife and Scalpel, pair of Straight Scissors, Bryant's Dressing Forceps, Spencer Wells' Artery Forceps, Mason's Dissecting Forceps, Exploring Trocar, Double Scraper, Silver Caustic Case (palladium quill), Spatula with frænum slit, Aneurism Needle and Director, Silver-eyed Probe, Tablet of Silver Wire and Catgut, and Needles in morocco case . . . . . 3 19 6

*With the blunt Instruments nickel plated, 3s. 3d. extra.*

- No. 5 Set (Mr. R. Clement Lucas's), (*Fig. 173*), containing Large and Small Scalpels, Gum Lancet and Tenotomy Knife, Double Curved Bistoury, Double-edge Scalpel and Large Paget's Knife, Bryant's Torsion Forceps, Bow Dressing Forceps (serrated to joint), Dressing Scissors, Scissors Curved on Flat, Silver Trocar and Caustic Case (palladium quill), Spring Forceps,

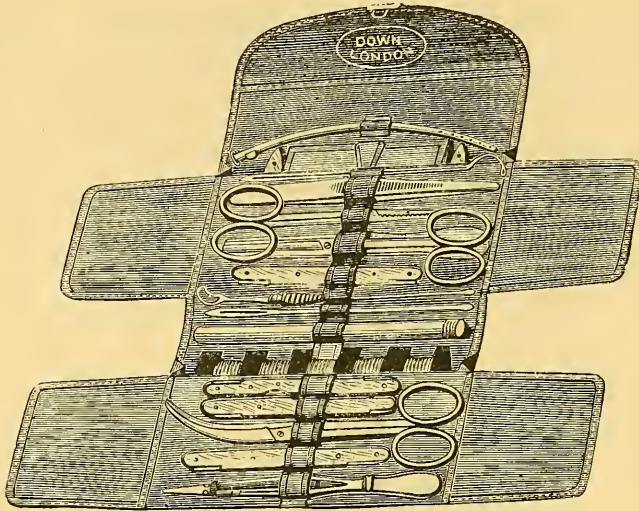
Pocket Dressing Instruments, *continued.*

FIG. 173.

£ s. d.

Silver Female Catheter, Lucas' Steel Probe and Scoop, Silver Probe, Aneurism Needle and Director, 1 each Narrow and Broad Bleeding Lancets, Tablet of Silk and Wire, and Assortment of Needles ; in morocco stitched case . . . 4 18 0

*With the blunt Instruments nickel plated, 3s. 6d. extra.*

No. 6 Set, "Army Regulation," containing Syme's Knife and Double-edge Scalpel, Curved Probe and Sharp Straight Bistoury, Tenaculum and Gum Lancet with lock backs, Curved Scissors, Bow Dressing Forceps, Fenestrated Artery Forceps, Male and Female Silver Catheter with Caustic Case, Hypodermic Syringe, Clinical Thermometer, Aneurism Needle and Director, Spatula, 2 Silver Probes, 2 Bull Dog Forceps, 2 Bleeding Lancets, 6 Plated Needles, Silk and Wire ; in morocco stitched case . . . . . 5 0 0

*With the blunt Instruments nickel plated, 3s. 9d. extra.*

No. 7 Set (Mr. Golding-Bird's), containing Double Curved Bistoury, Hernia Bistoury and Paget's Knife, Adams' Tenotomy and Gum Lancet, Special Scalpel with tortoise-shell Scraper at

Pocket Dressing Instruments, *continued.* £ s. d.

end, Hernia Director and Aneurism Needle, Bow Dressing Forceps (serrated to joint), Fe- nestrated Artery Forceps, Lawson Tait's Artery Forceps, Spring Forceps, Dressing Scissors with take-off joint, Steel Lupus Scraper, Silver Hydrocele Trocar and Caustic Case (palladium quill), Long Exploring Trocar in ivory case, Silver Female Catheter, Silver Director and Ear Scoop, 2 Silver Probes, Gilt Sinus Probe, 2 Hare-lip Pins, Tablet of Silk and Wire, and Assortment of Needles; in morocco stitched case . . . . .	5	10	6
In russia case . . . . .	5	16	6

*With the blunt Instruments nickel plated, 3s. extra.*

No. 8 Set (Mr. Jacobson's), containing Double Curved Bistoury, Large and Small Scalpels, Syme's and Paget's Knives, Bryant's Dressing Forceps, Spring Forceps, Bryant's Torsion Forceps, Fenestra Artery Forceps, Spencer Wells' Artery Forceps, Dressing Scissors (blunt points), Scissors curved on flat, Silver Trocar and Caustic Case (palladium quill), Belloc's Sound for Epistaxis, Double Instrument for removing foreign bodies from the Eye, Steel Spade Director, Director and Aneurism Needle, Silver Female Catheter, 2 Silver Probes, 3 Hare-lip Pins, Tablet of Silk and Wire, and assortment of Needles; in morocco stitched case . . . . .

5 13 6

*With the blunt Instruments nickel plated, 4s. 6d. extra.*

No. 9 Set (Mr. Bryant's), containing Straight Sharp and Probe Curved Bistouries, Double-edge Scapel and Bryant's Abscess Knife, Adams' Tenotomy and Gum Lancet, Special Scalpel with tortoise-shell scraper end, Bryant's Torsion Forceps, Bow Dressing Forceps (serrated to joint), Fenestrated Artery Forceps, Straight Dressing Scissors, Bryant's Angular Sinus Scissors, Spring Forceps, Steel Lupus Scraper, Double Instrument for removing foreign bodies from the eye, Grooved Exploring Needle, Silver Female Catheter, Silver Caustic Case with palladium quill, and Trocar grooved to point,

**Pocket Dressing Instruments, *continued.*** £ s. d.

Aneurism Needle and Director, Silver Grooved Probe, 2 Silver Probes, Gilt Sinus Probe, Tablet of Silk and Wire, and Assortment of Needles ; in morocco stitched case . . . . .	6	6	6
In russia case . . . . .	6	12	6

*With the blunt Instruments nickel plated, 4s. 6d. extra.*

**No. 10 Set, "Navy Regulation,"** containing Probe and Sharp Curved Bistouries, Syme's and Paget's Knives, Gum Lancet and Tenaculum, Scalpel and Finger Knife, Dressing Forceps, Artery Forceps, Dressing Scissors, Silver Caustic Holder, Exploring Needle, Plated Spatula, Silver Director, Silver Probe, Needles and Silk ; in morocco case . . . . .

	3	11	6
--	---	----	---

*With the blunt Instruments nickel plated, 2s. 3d. extra.*

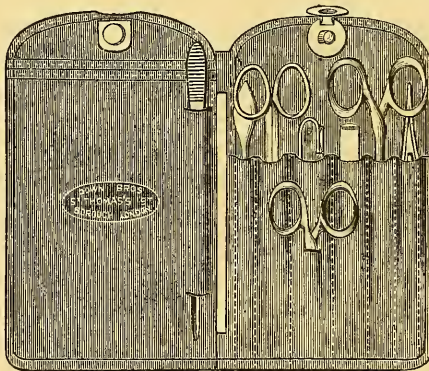


FIG. 174.

**No. 11 Set (Mr. H. P. Symonds' of Oxford), (Fig. 174),** containing Four-bladed Knife with German-silver handle (Blunt and Sharp Curved Bistouries, Finger Knife, and Paget's Knife), Lund's Spring Forceps with scraper end, Liston's Artery Forceps, Spencer Well's Artery Forceps, pair small ditto (3 inch), Straight Dressing Scissors, Steel Director, Steel Probe and Scraper, 3 Needles threaded Catgut, 3 ditto threaded Wire, 3 ditto threaded Silk, in separate envelopes, the whole of blunt instruments nickel plated, in neat very flat morocco case for breast pocket . . . . .

	2	14	0
--	---	----	---



Pocket Dressing Instruments, *continued.*

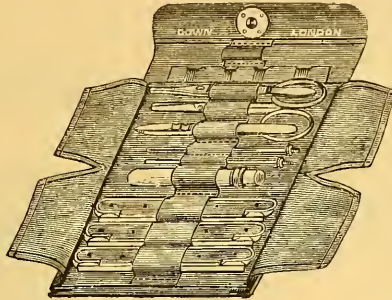


FIG. 175.

No. 12 Set, "Miniature" (*Fig. 175*), containing Syme's Knife and Gum Lancet, Double Bistoury, Scalpel and Finger Knife with lock backs, Silver Caustic Case, Spring Forceps, Liston's Artery Forceps, Dressing Scissors, Probe, Grooved Needle, and Director, with Tablet of Silk and Wire and Needles ; in russia case . . . 2 13 6

£ s. d.

*With the blunt Instruments nickel plated, 2s. 3d. extra.*

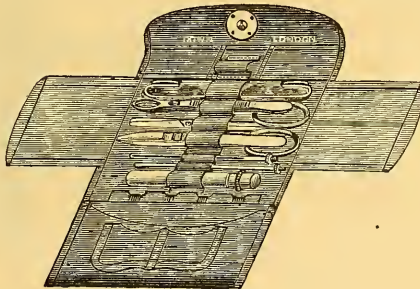


FIG. 176.

No. 13 Set, "Miniature" (*Fig. 176*), containing Scalpel and Paget's Knife, Fenestra Artery Forceps, Spring Forceps, Dressing Scissors, Silver Caustic Case, Probe, Grooved Needle and Director, Tablet of Silk, Wire and Needles ; in russia case . . . . . 2 2 0

*With the blunt Instruments nickel plated, 2s. 3d. extra.*

Pocket Dressing Instruments, *continued.*

Artery Forceps (*see pages 8-10*).



FIG. 177.

Catheters,—

	£	s.	d.
Female, electro-plated ( <i>Fig. 177</i> ) . . . . . each	0	3	9
„ silver, hall-marked . . . . . „	0	5	6



FIG. 178.

Female, silver, hall-marked, with slide ( <i>Fig. 178</i> ) . each	0	6	6
„ „ „ „ and stopcock. „	0	7	6
Male and Female, „ combined, „ silver, hall-marked . „	0	12	0

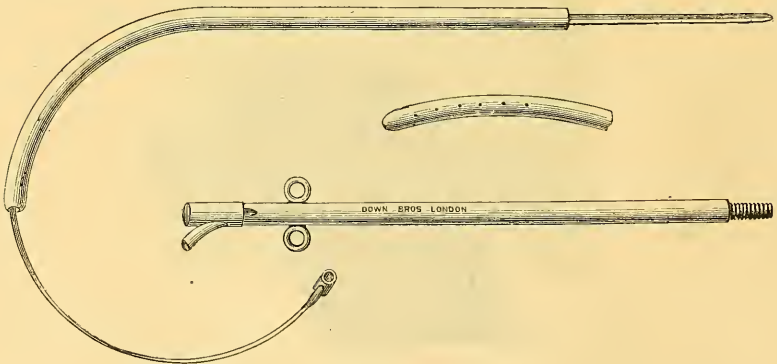


FIG. 179.

Ditto, ditto, with Epistaxis Plug ( <i>Fig. 179</i> ) . . . each	0	16	6
Ditto, ditto, with Caustic Case, "Army Regulation" „	0	18	6

Caustic Cases,—

*The Cases kept in stock are made to take No. 4 Caustic, unless otherwise specified.*

Celluloid, with gilt quill ( <i>Fig. 180</i> ) . . . . . each	0	3	0
Ebony, with gilt quill ( <i>Fig. 180</i> ) . . . . . „	0	2	8
Electro-plated ( <i>Fig. 181</i> ) . . . . . „	0	3	0
Silver, with gilt quill, hall-marked, short, 2-inch . „	0	7	6

Pocket Dressing Instruments, *continued.*




FIG. 180.



FIG. 181.




FIG. 182.

Caustic Cases, *continued.*—

		£	s.	d.
Silver, with palladium quill ( <i>Fig. 181</i> ) . . . . .	each	0	9	6
„ ditto, and Exploring Trocar ( <i>Fig. 182</i> ) . . . . .	„	0	16	6
„ ditto, and Hydrocele Trocar . . . . .	„	0	18	6
„ ditto, and Bryant's Grooved Exploring Trocar . . . . .	each	1	1	0



FIG. 183.

Silver, Ophthalmic, to take No 7 points (*Fig. 183*) each 0 13 6

**Pocket Dressing Instruments, *continued.***

**Caustic Cases, *continued.***—

	£	s.	d.
Vulcanite . . . . . each	0	1	3
„ with silver quill . . . . . „	0	2	8
„ ditto, as used in Ophthalmic Department, St. Thomas's . . . . . each	0	1	3



Caustic Points, No. 4, toughened, for use with above . . . . . per doz.	0	7	6
Nos. 5, 6, and 7, ditto, ditto . . . . . „	0	7	6
No. 12, ditto for "Army Regulation" Case . . . . . „	0	8	6
"Mitigated" (in sizes 4 and 5) . . . . . „	0	6	0
Various (in sizes 4 and 5), Copper Sulph., Iron Sulph., Lapis Divinus, Caustic Potass., and Potass. c. Calc. per doz.	0	4	0




FIG. 184.

**Directors, —**

Aneurism Needle and Director ( <i>Fig.</i> 184), plated	0	2	0
Ditto, ditto, steel . . . . . „	0	3	6




FIG. 185.

Ear Scoop and Director ( <i>Fig.</i> 185), each, plated, 1s. 6d. ;			
silver	0	3	6
Fistula, Allingham's . . . . . each	0	2	6

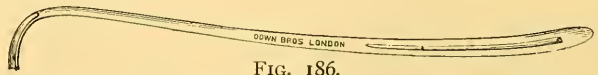


FIG. 186.

Hernia Director and Aneurism Needle ( <i>Fig.</i> 186), each	0	5	0
--	---	---	---



FIG. 187.

St. Thomas's pattern ( <i>Fig.</i> 187), open or closed at end, steel . . . . . each	0	3	6
---	---	---	---

Pocket Dressing Instruments, *continued.*




FIG. 188.

Directors, *continued*,—

With Guard and Frænum Slit (*Fig. 188*), each, plated,

	£	s.	d.
3s. 6d.; silver . . . . .	o	5	o
Ditto, ditto, steel . . . . .	o	3	6

*Steel Directors, Nickel plated, 9d. each extra.*

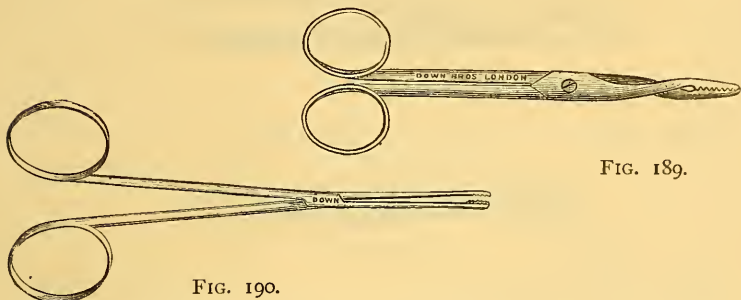


FIG. 189.

FIG. 190.

Dressing Forceps,—

Bow handles ( <i>Fig. 189</i> ), each, 4½-in.	2s.	6d.	. . . . .	o	3	o
„ fine points, Lister's Sinus ( <i>Fig. 190</i> ), each,				o	3	6
5-in. . . . .				o	3	6

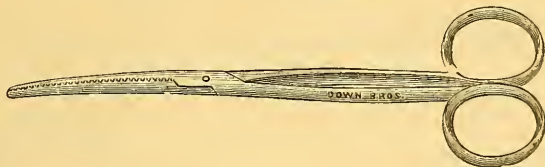


FIG. 191.

Bow handles, serrated to joints (Bryant's) ( <i>Fig. 191</i> ),				. . . . .	o	3	6
each, 4½-in.	3s.	;	5-in.		o	3	6



FIG. 192.

Spring ( <i>Fig. 192</i> ) . . . . .	each, 3-in.	1s.	6d.	;	4½ and 5-in.	o	2	o
„ Fluted handles, nickel plated, each, 3-in.						2s.	6d.	
4½ and 5-in. . . . .						o	3	o


Pocket Dressing Instruments, *continued.*

FIG. 193.

Dressing Forceps, *continued.*—

	£	s.	d.
Spring, Fluted handles, with ring ( <i>Fig. 193</i> ) for attaching to chatelaine, 5-in. . . . .	0	3	6



FIG. 194.

Spring, Mason's "shark's teeth" ( <i>Fig. 194</i> ), 5-in. . . . .	0	2	3
--	---	---	---



FIG. 195.

Spring, Splinter ( <i>Fig. 195</i> ) . . . . .	0	3	0
--	---	---	---



FIG. 196.

Spring, Suture, Clover's ( <i>Fig. 196</i> ) . . . . .	0	3	0
<i>Nickel plated, 9d. each extra.</i>			

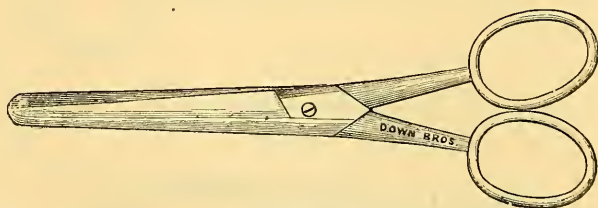


FIG. 197.

## Dressing Scissors,—

With one point sharp or both points blunt ( <i>Fig. 197</i> ), 4½-in. 1s 9d.; 5-in., 2s. 3d.; 5½-in. . . . .	0	2	6
"Close shank," with one point sharp or both points blunt ( <i>Fig. 198</i> ) . . . . . 4 and 5½-in.	0	2	6

Pocket Dressing Instruments, *continued.*

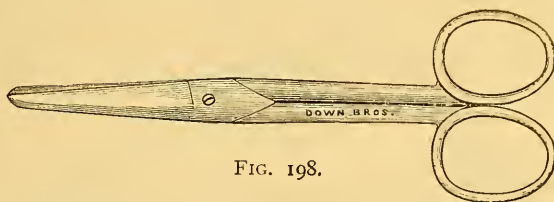


FIG. 198.

Dressing Scissors, *continued.*—

		£	s.	d.
"Close Shank," with button points, 5-in.	. . . each	0	2	6
Ditto, take-off joints, Golding-Bird's	. . . "	0	3	6
Bryant's Sinus	. . . "	0	9	0

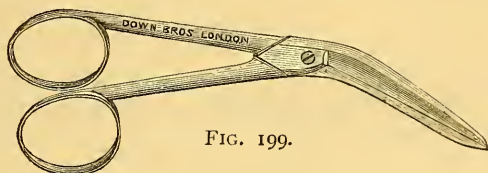


FIG. 199.

Curved ( <i>Fig. 199</i> )	. . . each, 4½-in. 3s. ; 5-in.	0	3	6
----------------------------	--------------------------------	---	---	---



FIG. 200.

Curved on Flat, Lucas's pattern ( <i>Fig. 200</i> ), 5-in., each	0	5	0
<i>Nickel plated shanks, 9d. each extra.</i>			

Ear Instruments, for removing foreign bodies from the Ear (*see pages 123, 124*).



FIG. 201.

Exploring Needles, grooved, in ivory cases ( <i>Fig. 201</i> )	each	0	2	6
--	------	---	---	---

DEC 5 - 1923  
 LIBRARY

Pocket Dressing Instruments, *continued.*

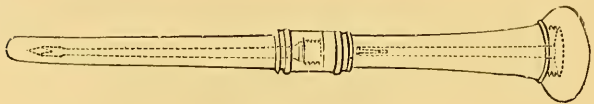


FIG. 202.

Exploring Trocars, in ivory cases (*Fig. 202*), four sizes, £ s. d.  
 each o 5 o



FIG. 203.

Eye, Double Instrument for removing foreign bodies from (Needle and Scoop or Spud and Scoop) (*Fig. 203*), in ivory case . . . . . each o 7 6

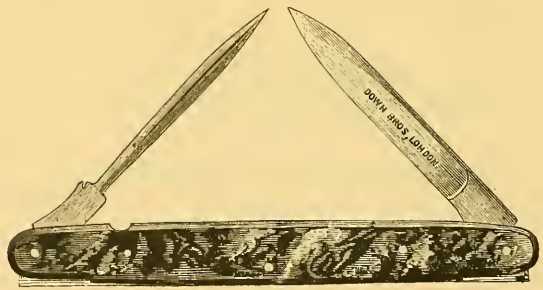


FIG. 204.

Knives, etc., Double, with lock backs,—

Adams' Tenotomy Knife and Gum Lancet . . . . .	each	o	7	6
Aneurism Needle and Tenaculum . . . . .	"	o	7	6
Bistoury, curved blunt and curved sharp . . . . .	"	o	7	6
"    straight sharp and curved blunt . . . . .	"	o	7	6
Bryant's Abscess Knife and double-edge Scalpel ( <i>Fig. 204</i> ) . . . . .	each	o	8	6
Finger Knife and Scalpel . . . . .	"	o	7	6
Hernia Knife and straight blunt Bistoury . . . . .	"	o	8	6
"    and Paget's Knife . . . . .	"	o	8	6
Lucas's Tenotomy Knife and Gum Lancet ( <i>Fig. 205</i> ),	each	o	8	6



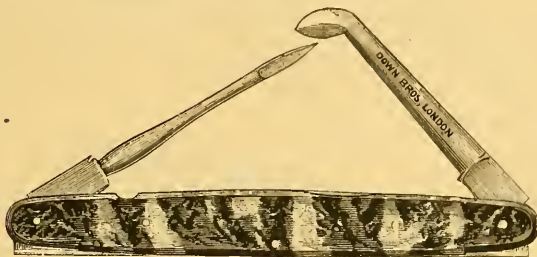
Pocket Dressing Instruments, *continued.*

FIG. 205.

Knives, etc., Double, with lock backs, <i>continued</i> ,—	£	s.	d.
Nævus Needle and Aneurism Needle . . . . . each	0	7	6
Paget's Knife and double-edge Scalpel . . . . . "	0	7	6
" " and Syme's Knife . . . . . "	0	7	6
Scalpel, double edge and single edge . . . . . "	0	7	6
" large and small . . . . . "	0	7	6
Syme's Knife and curved sharp Bistoury . . . . . "	0	7	6
" " and double-edge Scalpel . . . . . "	0	7	6
" " and Gum Lancet . . . . . "	0	7	6
Tenaculum and Gum Lancet . . . . . "	0	7	6

*Cases for Double Instruments, each 1s.*




FIG. 206.

Knives, etc., Single, with lock backs,—	£	s.	d.
Bistouries, curved, sharp or blunt . . . . . each	0	4	6
" straight, sharp or blunt . . . . . "	0	4	6
Gum Lancets . . . . . "	0	4	6
Hernia Bistouries . . . . . "	0	5	6
Needles, Aneurism or Nævus . . . . . "	0	4	6
Paget's Knives . . . . . "	0	4	6
Scalpels, double or single edge . . . . . "	0	4	6
" single edge, with tapering handle, to use as a scraper ( <i>Fig. 206</i> ) . . . . . each	0	5	6
Tenaculums . . . . . "	0	4	6

*Cases for Single Instruments, each 9d.*

Pocket Dressing Instruments, *continued.*

Knives, etc., Single, with skeleton handles,—	£	s.	d.
Bistouries, curved, sharp or blunt . . . per doz.	1	19	0
„ straight, sharp or blunt . . . „	1	19	0
Gum Lancets . . . . . „	1	10	0
Paget's Knives . . . . . „	1	13	0
Scalpels . . . . . „	1	13	0
Seton Needles . . . . . each, 3s. ; with spring eyes	0	3	6
Syme's Knives . . . . . per doz.	1	13	0
Tenaculums . . . . . „	1	10	0

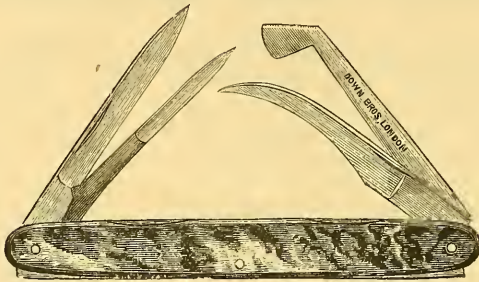


FIG. 207.

## Knives, Four-blade,—

Surgeon's Pocket, consisting of Syme's and Paget's Knives, Gum Lancet, and pen blade ( <i>Fig. 207</i> ), each	0	10	6
Ditto, consisting of Syme's and Paget's Knives and single and double-edge Scalpels . . . . . each	0	12	0

*In cases, 1s. 6d. each extra.*

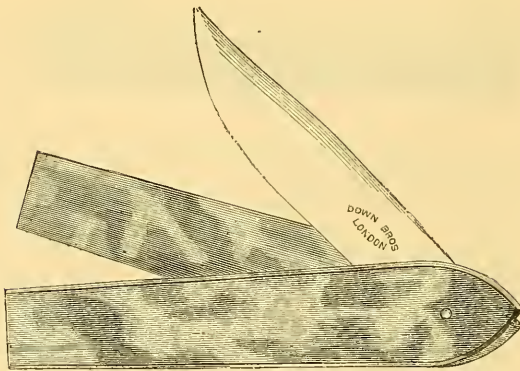


FIG. 208.

Lancets, Abscess ( <i>Fig. 208</i> ) . . . . . per doz.	1	4	0
---	---	---	---

Pocket Dressing Instruments, *continued.*

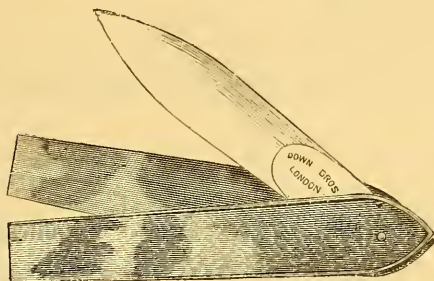


FIG. 209.

	£	s.	d.
Lancets, Bleeding ( <i>Fig. 209</i> ) . . . . . per doz.	0	15	0
<b>Lancet Cases,—</b>			
Morocco, for Abscess Lancets . . . . . "	0	4	6
" for Bleeding Lancets, per doz., 1-hole, 2s. 6d. ;			
2-hole, 3s. 6d. ; 3-hole, 5s. 6d. ; 4-hole, 6s. ; 6-hole	0	10	6
Silver, hall-marked, ditto, each, 2-hole, 15s. ; 4-hole . .	0	17	6
" 2s. 6d. ; 4-hole " engine-turned, each, 2-hole,			
" 2s. 6d. ; 4-hole . . . . .	1	7	6

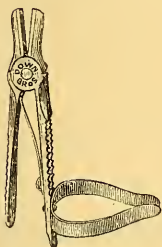


FIG. 210.




FIG. 211.

**Needle Holders** (*see also pages 275-277*).

Galekowsky's portable ( <i>Fig. 210</i> ) . . . . . each	0	5	0
Spring ( <i>Fig. 211</i> ), each 13s. 6d. ; with Ivory end . . . . . "	0	15	0
<i>Nickel plated, 9d. each extra.</i>			

Nurse's Chatelaines, 4 chains, nickel plated . . . . . each	0	5	6
Ditto, 6 chain ditto . . . . . " . . . . .	0	6	6
Nurse's Sabretasches, registered pattern . . . . . "	0	8	6

**Pocket Cases, Empty,—**

Morocco, for double instruments, 2-fold, each, 9s., 10s. 6d.,			
and . . . . .	0	12	0
Ditto, ditto, 3-fold . . . . . each	0	15	0
Pigskin, 2-fold . . . . . " . . . . .	0	15	6

Pocket Dressing Instruments, *continued.*

Pocket Cases, Empty, <i>continued.</i> —	£	s.	d.
Russia, ditto, 2-fold, 18s. ; and 3-fold . . . . .	1	2	0
For single instruments, 2-fold, each, 3s. 9d. and 6s. ; 3-fold	0	7	6




FIG. 212.



FIG. 213.




FIG. 214.

## Probes,—

Silver ( <i>Figs. 212 and 213</i> ), 5-in . . . . . each	0	0	10
„ (as <i>Fig. 213</i> ), grooved, 5-in. . . . . „	0	2	0
„ with loop end, Mason's, 5-in. . . . . „	0	1	9
Bullet, Nélaton's ( <i>Fig. 214</i> ), 5-in. . . . . „	0	3	4
Sinus, Flexible, 5-in. . . . . „	0	1	9
„ Golding-Bird's, 5-in. . . . . „	0	1	0



FIG. 215.



FIG. 216.



FIG. 217.



FIG. 218.

Steel, with handle ( <i>Fig. 215</i> ), 5-in. . . . . each	0	2	6
„ Lucas's, with Scoop for sebaceous cysts, etc., 5-in., ( <i>Fig. 216</i> ) . . . . . each	0	3	0
„ Symonds', with Scraper end ( <i>Fig. 217</i> ), nickel plated, 5-in. . . . . each	0	3	6
With Grooved Needle and Director combined, 3-in. ( <i>Fig. 218</i> ) . . . . . each	0	3	6

## Spatulas,—

Electro-plated, $4\frac{1}{2}$ and 5-in. ( <i>Fig. 219</i> ) . . . . . „	0	1	6
„ with Frænum Slits. . . . . „	0	2	0
„ with ring for attaching to Chatelaine ( <i>Fig. 220</i> ) . . . . . each	0	2	3

Pocket Dressing Instruments, *continued.*

FIG. 219.

Spatulas, *continued*,—

Silver, hall-marked (as <i>Fig.</i> 219) . . . . .	each	£	s.	d.
		0	9	0



FIG. 220.



FIG. 221.

Steel, nickelled, Golding-Bird's, also used as a Lupus Scraper, etc. ( <i>Fig.</i> 221) . . . . .	each	0	3	0
--	------	---	---	---

Suture Needles (*see page 7*).Suture Silk, etc. (*see page 7*).

Vulcanite Cases for carrying Catgut . . . . .	„	0	3	6
---	---	---	---	---

## VACCINATION INSTRUMENTS.

No. 1 Set, consisting of 2 Bleeding Lancets, Ivory Points, Capillary Tubes, 3 Small Glass Slides, spaces for matches and charged tubes and points in morocco case	0	9	6
--	---	---	---

No. 2 Set, consisting of Cooper Rose's Vaccinator, Ivory Points, Capillary Tubes, 3 Small Glass Slides, spaces for matches and charged tubes and points . . . . . in morocco case	0	15	6
--	---	----	---

No. 3 Set, consisting of Spratley's Vaccinator, with Capillary Tubes, and space for charged tubes in case	0	5	6
---	---	---	---

No. 4 Set, consisting of Weir's Vaccinator, with Capil- lary Tubes, and space for charged tubes, in case	0	5	6
---	---	---	---

Spare Cases for Badcock's, Spratley's, Stevens', and Weir's Lancets. . . . . each	0	0	6
--	---	---	---

Vaccination Instruments, *continued.*

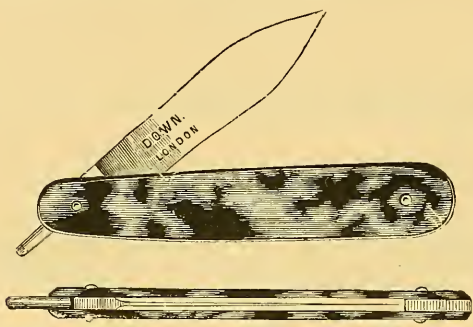


FIG. 222.

Vaccinators,—

Badcock's Lancet (Fig. 222) . . . . . each £ s. d.  
 0 2 0

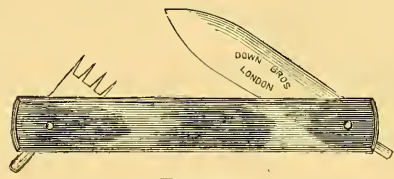


FIG. 223.

Badcock's Double (Fig. 223) . . . . . each 0 3 6  
 „ Set of 3 ivory points . . . . . „ 0 1 6  
 Bleeding Lancet (Fig. 209) . . . . . „ 0 1 3




FIG. 224.

Cooper Rose's Instrument (Fig. 224) . . . . . each 0 8 6  
 Ditto, ivory handle to contain tubes (without spatula),  
 each 0 5 6

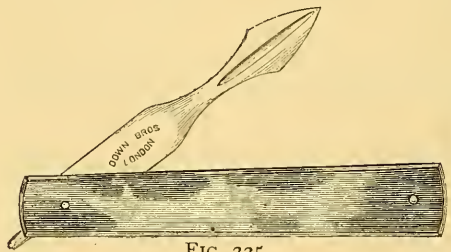


FIG. 225.

Vaccination Instruments, *continued.*

Vaccinators, *continued*,—

		£	s.	d.
Grooved Vaccine Lancets ( <i>Fig. 225</i> )	. . . each	0	2	0
Hilliard's "Compass Pen" Vaccinator.	. . . „	0	10	6



FIG. 226.

Loane's Vaccinator ( <i>Fig. 226</i> )	. . . . . each	0	10	6
--	----------------	---	----	---



FIG. 227.

Shortt's Needle Vaccinator ( <i>Fig. 227</i> )	. . . . . each	0	5	0
--	----------------	---	---	---



FIG. 228.

Spratley's Needle Vaccinator ( <i>Fig. 228</i> )	. . . . . each	0	3	6
--	----------------	---	---	---

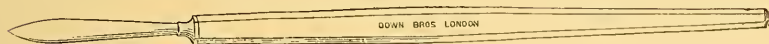


FIG. 229.

Stevens' Vaccinator ( <i>Fig. 229</i> )	. . . . . each	0	4	6
„ „ Set of 2, in case	. . . . . „	0	12	6



FIG. 230.

Weir's Needle Vaccinator ( <i>Fig. 230</i> )	. . . . . each	0	3	6
--	----------------	---	---	---

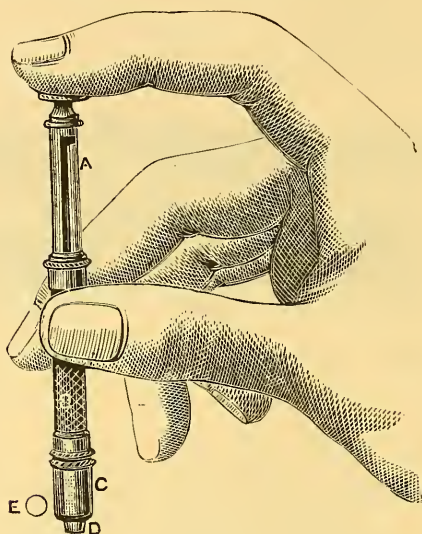
Vaccination Instruments, *continued.*

FIG. 231.

<b>Vaccinators, continued,—</b>		£	s.	d.
Worlomot's Vaccinator ( <i>Fig. 231</i> ) . . . . .	each	1	5	0
<b>Vaccine Bottles</b> . . . . .	each, 1s. 6d., in cases	0	2	0
<b>Vaccine Lymph,—</b>				
In tubes . . . . .	per doz.	0	12	0
On points . . . . .	„	0	3	0
Calf, in tubes . . . . .	each, 1s. 3d. and	0	2	6
<b>Vaccine Points,—</b>				
Ivory . . . . .	per 100, 1s. 6d., 2s. 6d., 4s., and	0	5	0
Sykes' Case for drying Vaccine Points, to contain 2 doz. complete . . . . .		0	4	6
<b>Vaccine Tubes.</b> . . . . .	per 100	0	0	6
Husband's . . . . .	„	0	1	0



MOUTH, CLEFT PALATE, AND HARE-LIP INSTRUMENTS.



FIG. 232.



FIG. 233.



FIG. 234.



FIG. 235.

**Awls,—**

Fergusson's, straight (*Fig. 232*) . . . . . each

    "    curved (*Fig. 233*) . . . . . " . . . . .

**Broach, Fergusson's (*Fig. 234*)** . . . . . " . . . . .

**Chisels, Fergusson's, for penetrating the hard palate (*Fig. 235*)** . . . . . each

£	s.	d.
0	3	0
0	3	0
0	3	0
0	4	6

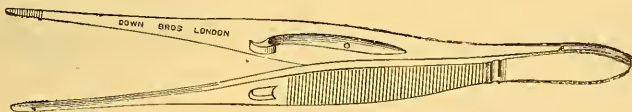


FIG. 236.

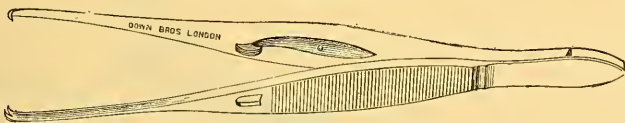


FIG. 237.



FIG. 238.

**Forceps,—**

Long spring, serrated points, without catch, 4s. 6d.;

    with catch (*Fig. 236*) . . . . . 0 5 6

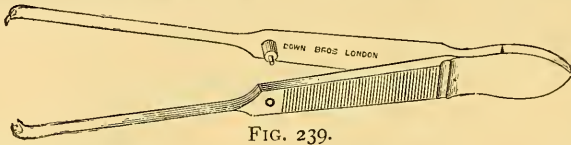
    "    tenaculum points, without catch, 4s. 6d.;

    with catch (*Fig. 237*) . . . . . 0 5 6

    "    double fine tenaculum points (*Fig. 238*) each

    0 5 6

Mouth, Cleft Palate, etc., Instruments, *continued.*



Forceps, *continued*,—

Long spring, Mason's, with vulsellum ends (*Fig. 239*) each  
*Nickel plated, 9d. each extra.*

£ s. d.  
 0 8 6

Gags,—  
 Colin's

each 2 10 0

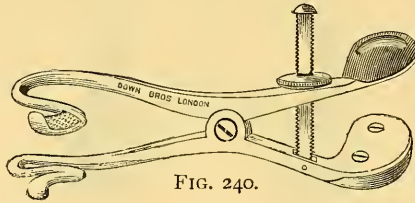


FIG. 240.

Croft's (modification of Mason's) (*Fig. 240*)

each 0 16 6

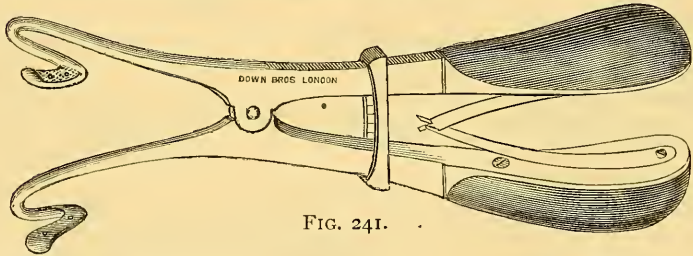


FIG. 241.

Fergusson's (*Fig. 241*)

each 0 16 6

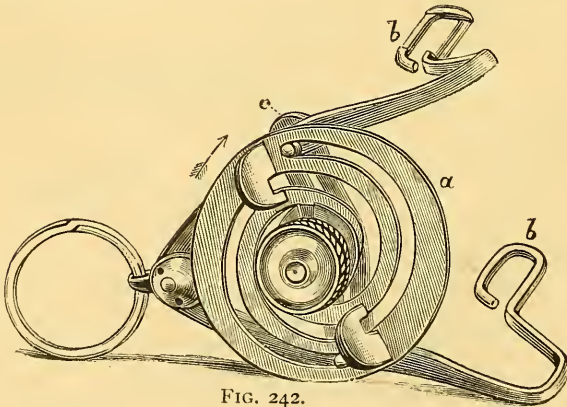


FIG. 242.

Mouth, Cleft Palate, etc., Instruments, *continued.*

Gags, *continued*,—

	£	s.	d.
Gowan's ( <i>Fig. 242</i> ), nickel plated . . . . . each	1	17	6

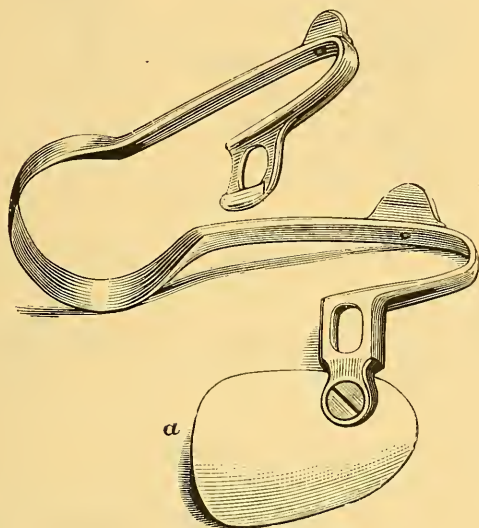


FIG. 243.

Tongue Depressor, to use with same, for Staphyloraphy

( <i>Fig. 243</i> ) . . . . . each	0	12	6
Hutchinson's Spring . . . . . „	0	8	6

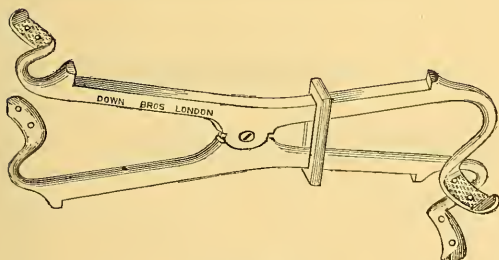


FIG. 244.

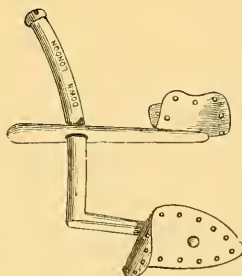


FIG. 245.

Rose's ( <i>Fig. 244</i> ) . . . . . each	0	15	0
Slide Pattern ( <i>Fig. 245</i> ) . . . . . „	0	7	6

Mouth, Cleft Palate, etc., Instruments, *continued.*

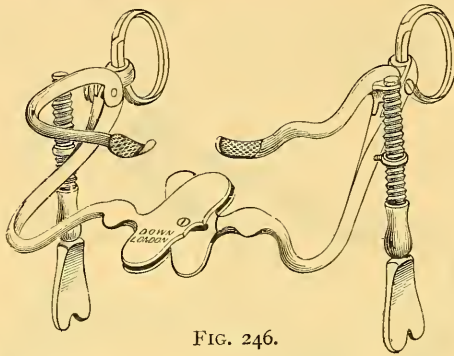


FIG. 246.

Gags, *continued*,—

	£	s.	d.
Smith's ( <i>Fig. 246</i> ) . . . . .	1	15	0
„ modified, without tongue plate, for operations on the floor of the mouth . . . . .	1	17	6
Wood's . . . . .	2	2	0
Vulcanite . . . . .	0	5	6
Leather Straps for use with Mouth Gags . . . . .	0	1	6

*Nickel plated, 1s. each extra.*



FIG. 247.



FIG. 248.



FIG. 249.



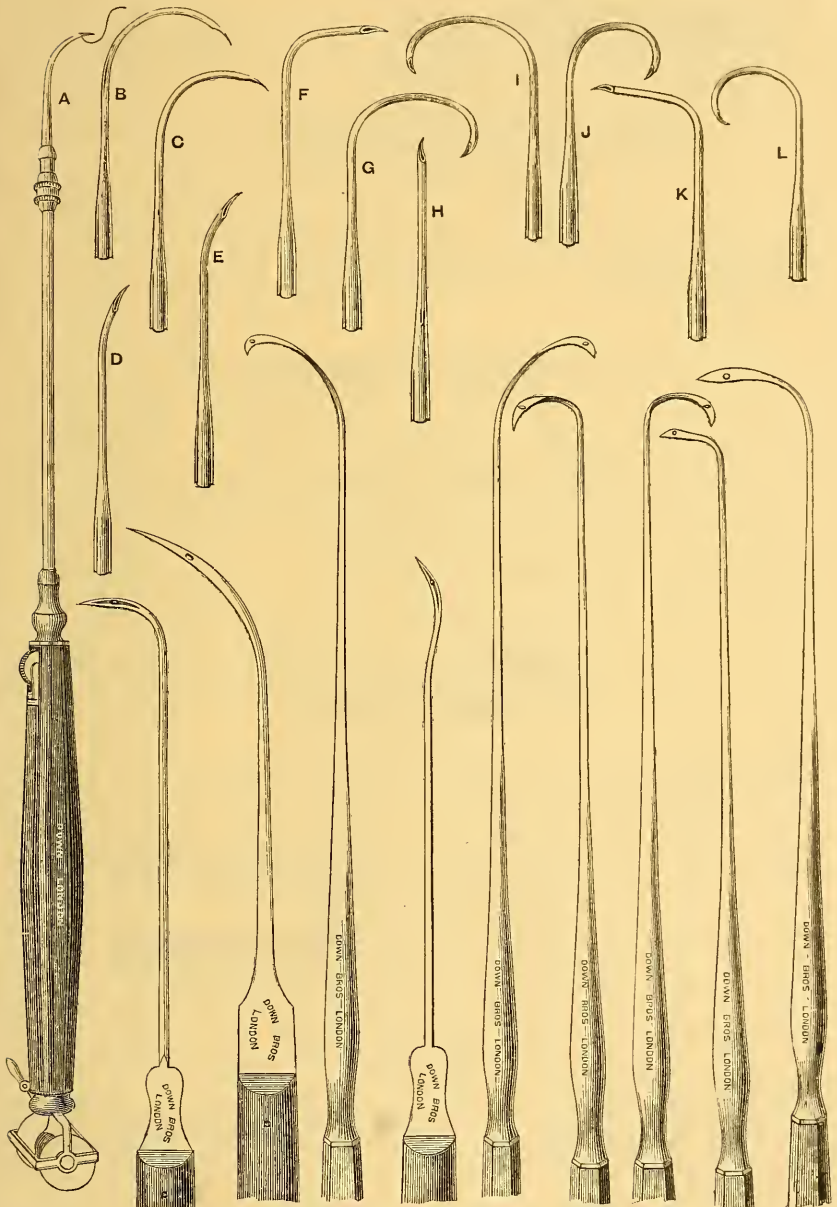
FIG. 250.



FIG. 251

Hooks, Blunt ( <i>Fig. 247</i> ) . . . . .	0	4	0
„ „ with double slot ( <i>Fig. 248</i> ) . . . . .	0	4	6
Sharp ( <i>Fig. 249</i> ) . . . . .	0	4	0
Knives (of three sizes) ( <i>Fig. 250</i> ) . . . . .	0	4	6
Fergusson's Rectangular (three sizes) ( <i>Fig. 251</i> ) . . . . .	0	6	9
Pollock's . . . . .	1	10	0

Mouth, Cleft Palate, etc., Instruments, *continued.*



Figs. 252.

253.

254.

255.

256.

257.

258.

259.

260.

261.

Mouth, Cleft Palate, etc., Instruments, *continued.*

Needles, in ebony handles,—		£	s.	d.
Brooks', blunt or sharp, with lever	each	1	10	0
Bryant's (as Figs. 1020-1022, page 275)	„	0	6	6
Curved (Figs. 253, 254, and 256)	„	0	4	0
„ rectangular curves (Figs. 260 and 261)	„	0	5	0
„ right and left (Figs. 255 and 257)	„	0	5	6
„ ditto (right angles with stem) (Figs. 258 and 259)	each	0	5	6

*Small, for use with holder, see page 14.*

Needle Holders (see also page 275-277),—		£	s.	d.
Smith's, with set of 12 Tubular Needles (Fig. 252, A to L)	in case	2	15	0



FIG. 262.



FIG. 263.

Raspatories, Wood's (Figs. 262 and 263)	each	0	4	6
---	------	---	---	---



FIG. 264.

Scraper, for use at end of finger (Mr. E. Cock's) (Fig. 264) each	each	0	5	6
---	------	---	---	---



FIG. 265.




FIG. 266.



FIG. 267.

Suture Adjusters,—		£	s.	d.
Disc Pattern (Fig. 265)	each	0	4	0
Forked „ (Fig. 266)	„	0	5	0
Fulcrum (Fig. 267)	„	0	5	6

Mouth, Cleft Palate, etc., Instruments, *continued.*



FIG. 268.

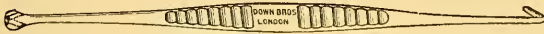


FIG. 269.

Wire Twisters,—

	each	£	s.	d.
Durham's Forceps . . . . .	each	0	10	6
"S" shape ( <i>Fig.</i> 268) . . . . .	"	0	5	0
With Hook, Wood's ( <i>Fig.</i> 269) . . . . .	"	0	4	6

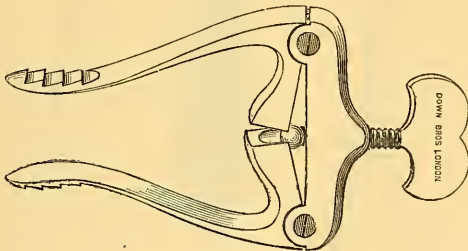


FIG. 270.

Wedges, for forcing open the mouth ( <i>Fig.</i> 270) . . . . .	each	0	11	0
Ditto, extra powerful . . . . .	"	1	2	6

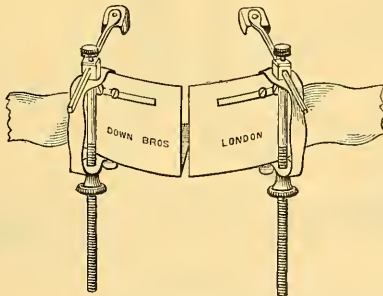


FIG. 271.

Splints for Fractured Jaw,—

Moon's, padded and fitted with straps and buckles ( <i>Fig.</i> 271) . . . . .	each	2	2	0
---	------	---	---	---

F

Mouth, Cleft Palate, etc., Instruments, *continued.*

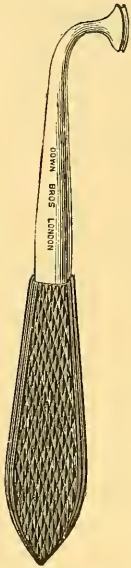


FIG. 274.



FIG. 275.




FIG. 276.

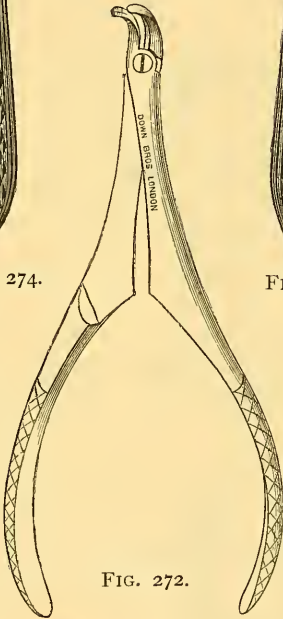


FIG. 272.

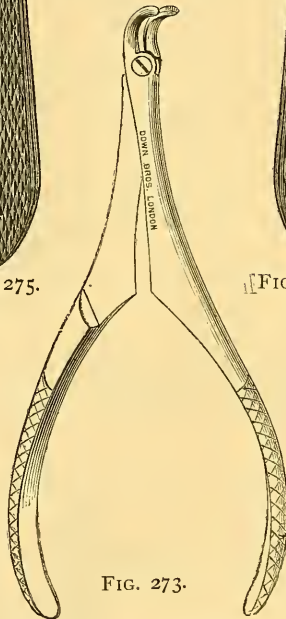


FIG. 273.



FIG. 277.

Splints for Fractured Jaw, *continued.*—

	£	s.	d.
Pedley's Set of Instruments for applying the wire splint (Figs. 272 to 277) . . . . . in box	2	5	0
Wood's Jaw Saws, in four sizes, each 9s. 6d., 10s. 6d., 11s. 6d., and . . . . .	0	12	6



HARE-LIP INSTRUMENTS.



FIG. 278.

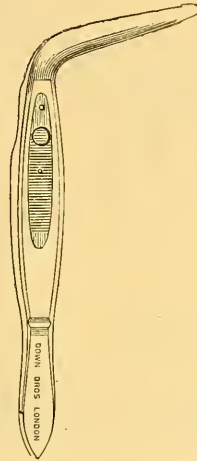


FIG. 279.

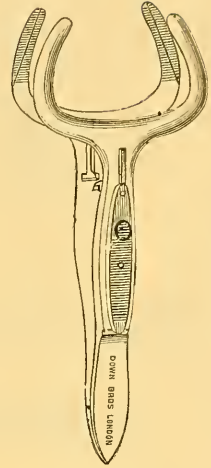


FIG. 280.

Forceps,—

		£	s.	d.
Durham's (Fig. 278), right and left	each	0	9	6
Smith's (Fig. 279) " "	"	0	9	6
" Double (Fig. 280)	"	0	15	0
" " with adjusting blades	"	1	3	0

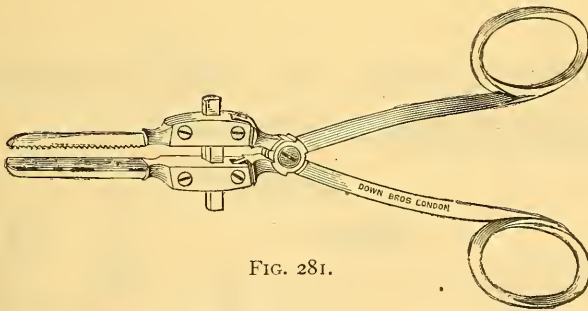


FIG. 281.

With parallel blades (Fig. 281)	each	0	12	6
<i>Nickel plated, 9d. each extra.</i>				

Hare-Lip Pins,—

Glass heads (Fig. 56 p. 13)	per doz.	0	1	6
Ring heads to cut at sides as well as points (Fig. 57 p. 13)	per doz.	0	2	0
With movable points	"	0	14	0

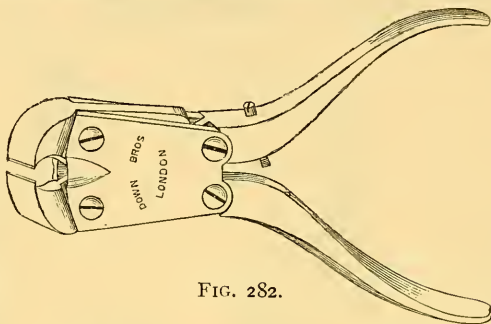
Hare-Lip Instruments, *continued.*

FIG. 282.

		£	s.	d.
Nippers, for cutting off the pins . . . . .	each	0	5	6
American pattern ( <i>Fig.</i> 282) small . . . . .	„	0	5	6
„ „ „ large, each, 7s. 6d. ; nickel plated	„	0	9	6



FIG. 283.

Scalpel, Jacobson's ( <i>Fig.</i> 283), each, chequered ebony, 2s. 6d. ; chequered ivory . . . . .	each	0	3	6
Scissors, with sliding blade . . . . .	each	0	6	6
Trusses, Hainsby's . . . . .	„	0	10	6

## LARYNGEAL, TONSIL, AND UVULA INSTRUMENTS.

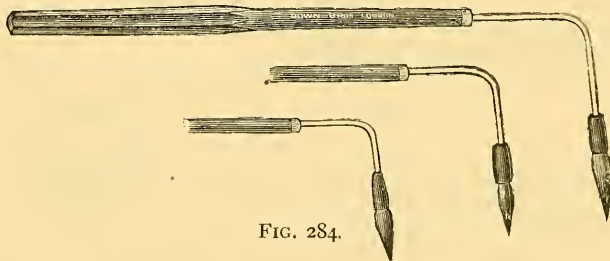


FIG. 284.

## Brushes, etc.,—

Mackenzie's, with German-silver stems (of three curves) ( <i>Fig.</i> 284) . . . . .	per doz.	1	4	0
„ with aluminium ditto . . . . .	„	1	7	0
Wire stems and wood handles . . . . .	„	0	7	6

Laryngeal, Tonsil, etc., Instruments, *continued.*

Brushes, etc., *continued*,—

	£	s.	d.
With Laryngeal Probe to fit same handle . . . each	0	4	6
Spare Brushes for above . . . . . per doz.	0	6	0
„ Sponges „ . . . . . „	0	7	6

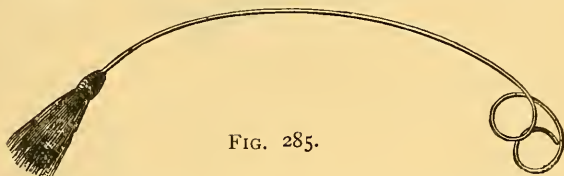


FIG. 285.

Wire Stems ( <i>Fig. 285</i> ) . . . . . per doz.	0	3	0
Wood Handles, curved and straight (see <i>Figs. 1613 and 1614 page 503</i> ) . . . . . per doz.	0	2	6
Sponges on whalebone stems . . . . . „	0	12	0




FIG. 286.

Caustic Wires,—

Mackenzie's German-silver ( <i>Fig. 286</i> ) (of three curves)	per doz.	0	18	0
„ aluminium, ditto . . . . . „		1	1	0




FIG. 287.

Drop Counters, Laryngeal ( <i>Fig. 287</i> ) . . . . . each	0	4	6
---	---	---	---

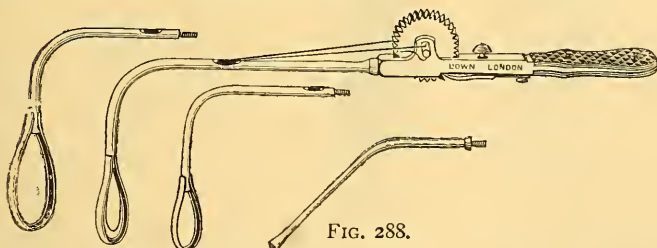


FIG. 288.

Ecraseurs, Mackenzie's, with set of three guarded, and one plain end ( <i>Fig. 288</i> ) . . . . . each	2	17	6
---	---	----	---

Laryngeal, Tonsil, etc., Instruments, *continued.*

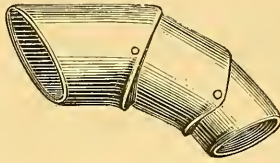


FIG. 289.

Finger Guards, Langenbeck's (*Fig. 289*) . . . each  $\text{£ } 4 \text{ s. } 6 \text{ d.}$

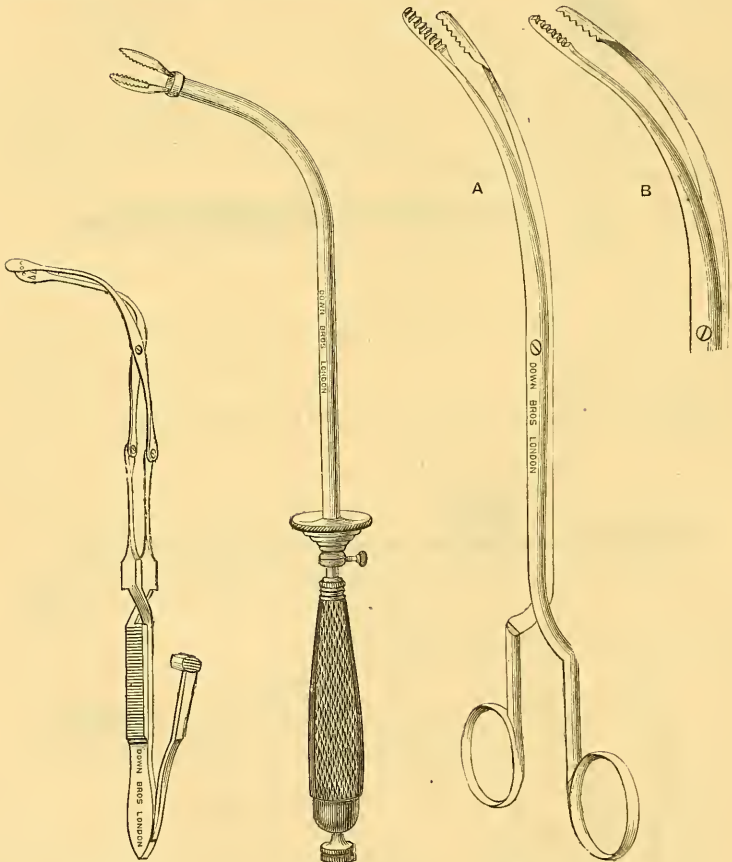


FIG. 290.

FIG. 291.

FIG. 292.

**Forceps,—**

Brandis' Cross-action Spring, for holding Sponge, etc.  
(*Fig. 290*) . . . . .

each  $\text{£ } 14 \text{ s. } 0 \text{ d.}$

Laryngeal, Tonsil, etc., Instruments, *continued.*

Forceps, *continued*,—

£ s. d.

Bryant's, to revolve so that it will grasp in any direction ( <i>Fig. 291</i> ) . . . . . each	1	10	0
Curved, to open laterally or antero-posteriorly ( <i>Fig. 292</i> A and B) . . . . . each	0	7	0




FIG. 293.

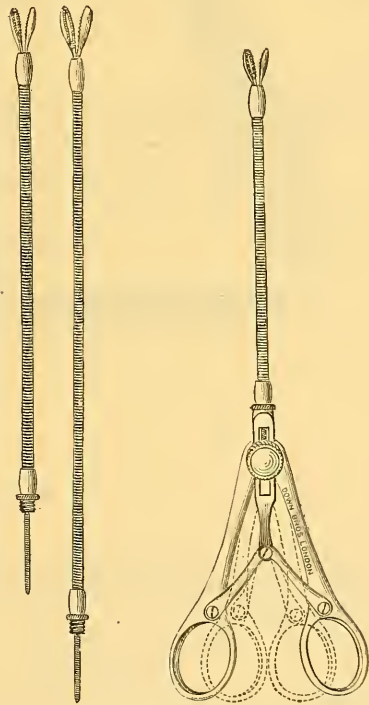


FIG. 294.

Durham's Double Joint ( <i>Fig. 293</i> ) . . . . . each	0	15	0
Durham's Set of three, on flexible stems, to bend in any direction ( <i>Fig. 294</i> ), £2 5s. . . . . in case	2	10	6

Laryngeal, Tonsil, etc., Instruments, *continued.*

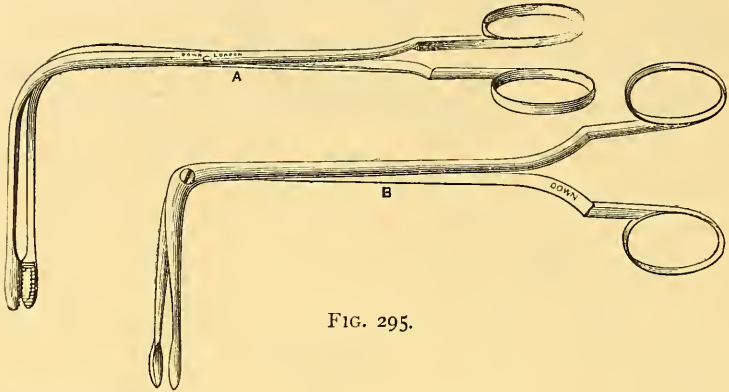


FIG. 295.

Forceps, *continued.*—

Mackenzie's Rectangular, to open laterally or antero-posteriorly (*Fig. 295 A and B*) . . . . . each

£ s. d.  
o 9 6

*These Forceps are made in three sizes, and can be supplied either with serrated jaws, as Fig. A, or with scoop jaws, as Fig. B.*

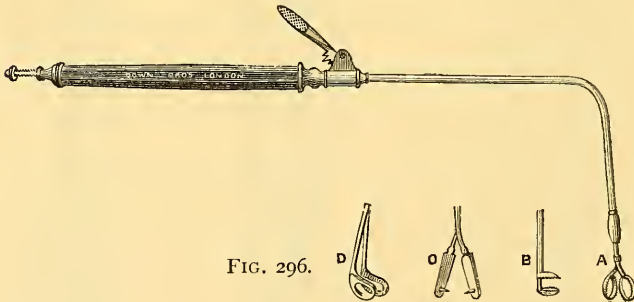


FIG. 296.

Mackenzie's set of 3 Forceps and 1 pair Scissors, for removing growths from Larynx and Vocal Cords (*Fig. 296*) . . . . . each

3 5 0

Ditto, set of 3 Forceps only . . . . . „

2 15 0

*Nickel plated, 1s. each extra.*

Galvanic Cauteries (*See pages 378, 390-392.*)

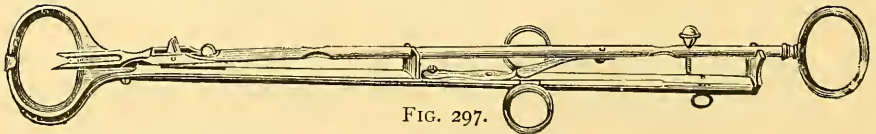


FIG. 297.

Laryngeal, Tonsil, etc., Instruments, *continued.*

Guillotines,—		£	s.	d.
French pattern ( <i>Fig. 297</i> ), 4 sizes	. . . . . each	1	7	6
„ „ with guard, Ewens'	. . . . . „	1	12	6
<i>Cases for above, each 6s.</i>				

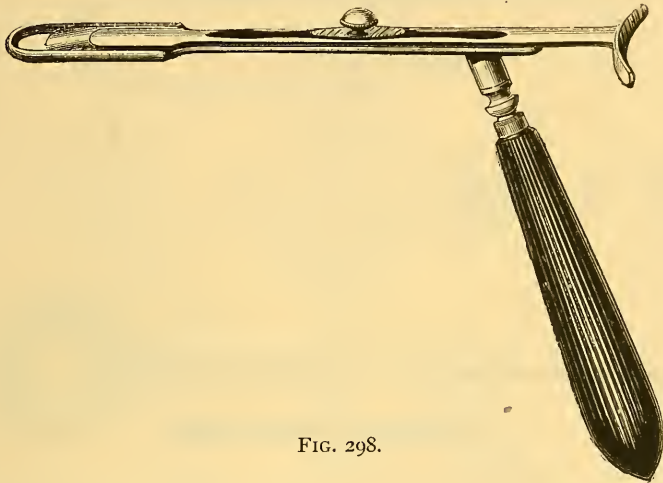


FIG. 298.

Mackenzie's ( <i>Fig. 298</i> ) 3 sizes	. . . . . each	1	0	0
„ with reversible handles, 3 sizes	. „	1	5	0

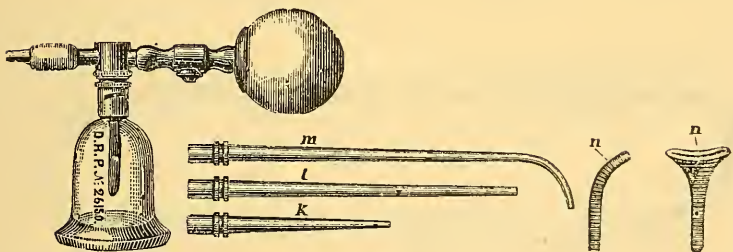


FIG. 299.

## Insufflators,—

Kabierski's ( <i>Fig. 299</i> ), with one tube	. . . . . each	0	7	6
Extra tubes*	. . . . . „	0	1	0

\* *m*, for Larynx. *l*, for Vagina. *k*, for Nose and Ear. *nn*, India-rubber Mounts for Eye.

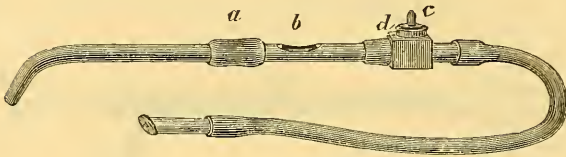
Laryngeal, Tonsil, etc., Instruments, *continued.*

FIG. 300.

Insufflators, *continued*,—

Mackenzie's, with pressure valve ( <i>Fig. 300</i> ).	. each	£	s.	d.
		0	5	6

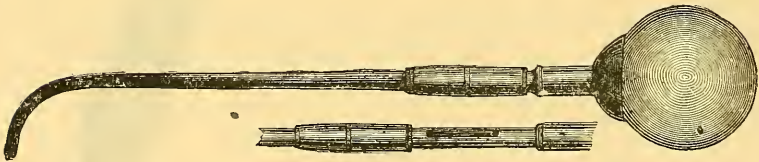


FIG. 301.

Rauchfuss's with india-rubber ball ( <i>Fig. 301</i> )	. each	0	3	6
--	--------	---	---	---



FIG. 302.

Schrötter's, with tube and mouthpiece ( <i>Fig. 302</i> ),	each	0	3	0
--	------	---	---	---



Laryngeal, Tonsil, etc., Instruments, *continued.*

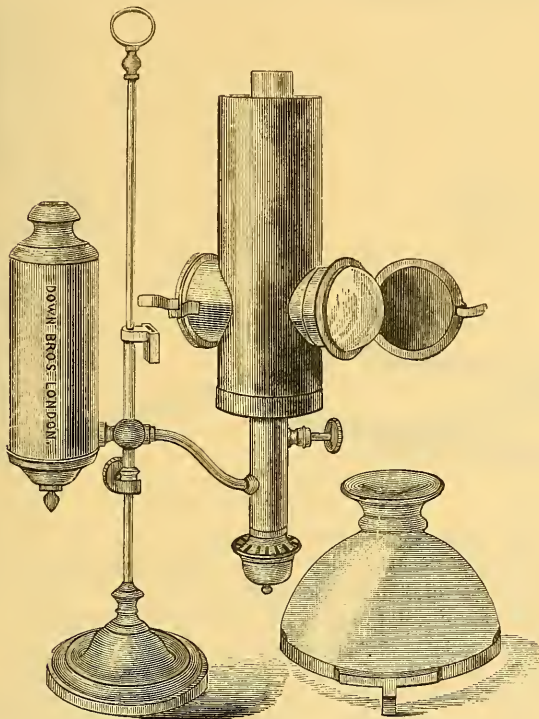


FIG. 303.

Lamps and Gas Brackets,—

	£	s.	d.
Improved Model ( <i>Fig. 303</i> ), for use with crystal oil, suggested by G. A. Carpenter, M.B., each, bronze,			
£2 18s. 6d., nickel plated . . . . .	3	10	6

*This Lamp gives a light equal to 25 candles when arranged as shown in the illustration for Laryngoscopic purposes.*

*By closing the cover over bull's-eye, and opening the shutter at back, a light equal to 10 candles for Ophthalmic examinations.*

*It can also be used as an ordinary Reading Lamp by removing metal chimney and adapting the glass shade.*

Mackenzie's Gas Bracket, with lateral movement and rack to raise and lower, with metal chimney and bull's-eye complete . . . . .	2	10	6
The same fitted with cover to bull's-eye and shutter at back . . . . . each	2	17	6

Laryngeal, Tonsil, etc., Instruments, *continued.*

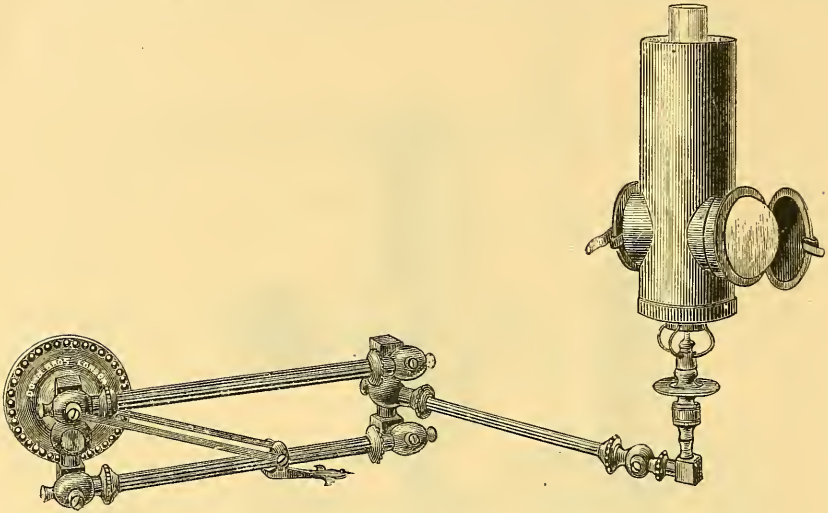


FIG. 304.

Lamps and Gas Brackets, *continued*,—

£ s. d.

The same fitted with Sugg's burner, extra large metal chimney to accommodate same, cover to bull's-eye, and shutter arrangement, glass chimney, and improved arrangement for rotating the chimney, as recently fitted for Guy's Hospital (*Fig. 304*) . each 3 18 6

Any of the above can be fitted on ornamental pillar and stand, at an extra charge of . . . . . 1 16 0

Portable Hand Lamp (*see page 409*).

Laryngeal Dilators,—

Mackenzie's . . . . . each 2 0 0  
 Schrötter's Vulcanite Tubes, in 12 sizes . . . . . „ 0 3 9  
 Whistler's Cutting Dilator, with 3 ends . . . . . „ 1 15 0

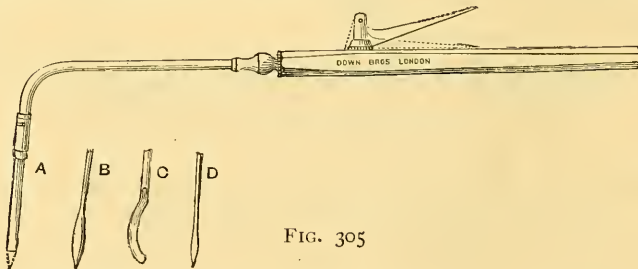


FIG. 305

Laryngeal Lancet, Mackenzie's (*Fig. 305 A*) . each 1 10 0  
 Extra Ends (B C and D) . . . . . „ 0 5 0

Laryngeal, Tonsil, etc., Instruments, *continued.*

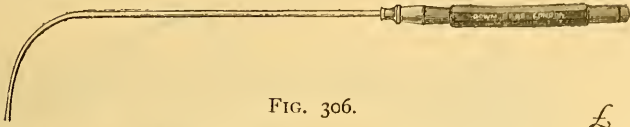


FIG. 306.

Laryngeal Probes (*Fig. 306*) . . . each, 2s. 6d. and £ s. d.  
 o 3 6

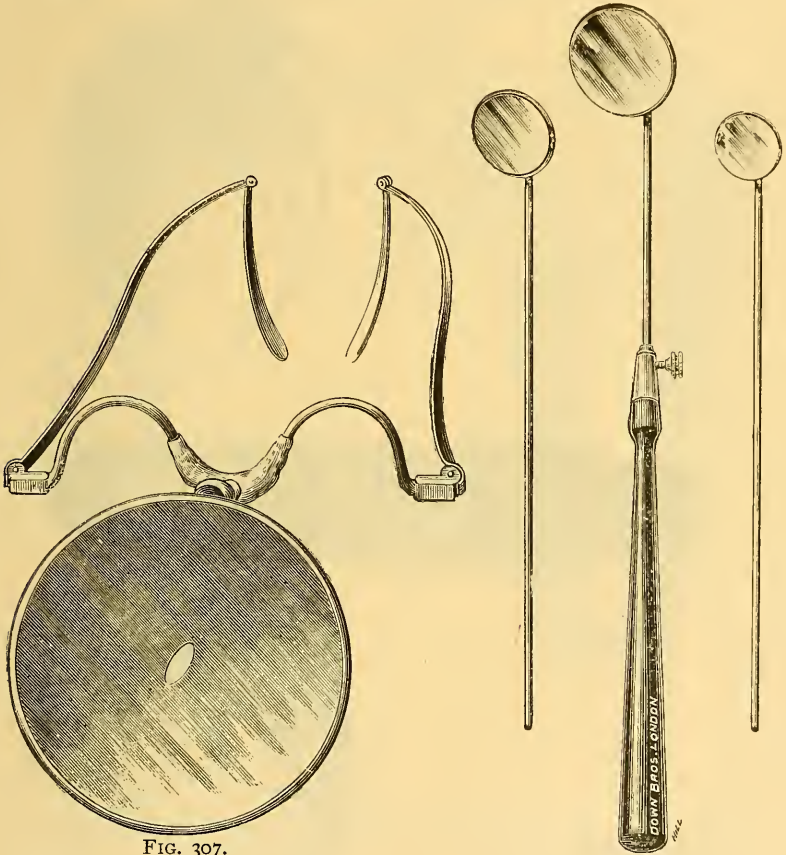
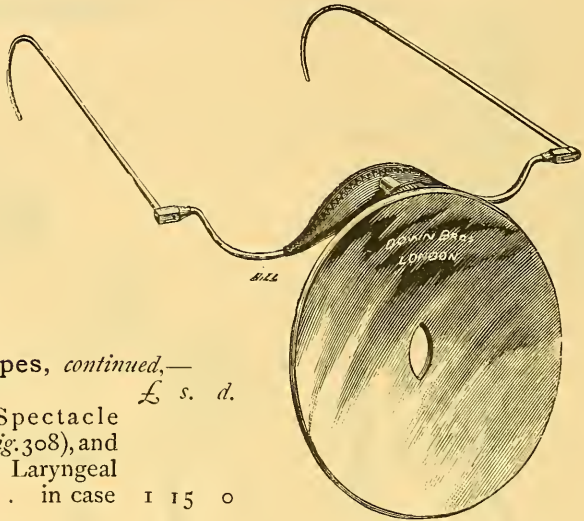


FIG. 307.

Laryngoscopes,—

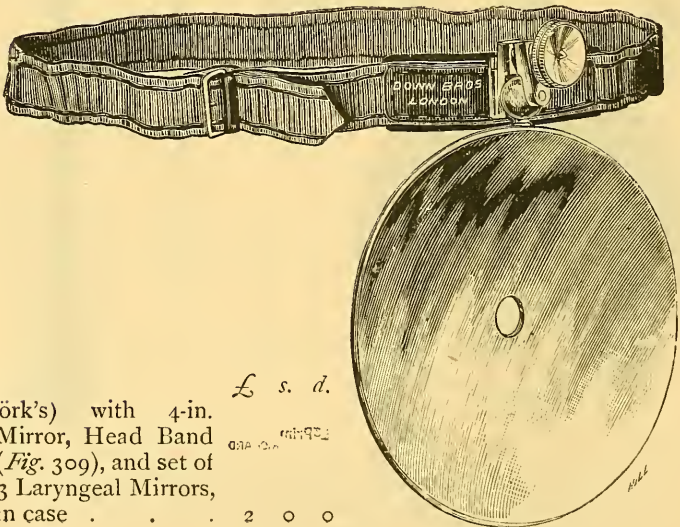
Lennox Brown's Spectacle Frame and Nose Rest, and set of 3 Laryngeal Mirrors, in case . . . . . I 16 6  
 Mackenzie's Spectacle Frame (*Fig. 307*), and set of 3 Laryngeal Mirrors, in case . . . . . I 15 0

Laryngeal, Tonsil, etc., Instruments, *continued.*



Laryngoscopes, *continued.*—  
 £ s. d.  
 Semon's Spectacle  
 Frame (*Fig. 308*), and  
 set of 3 Laryngeal  
 Mirrors . in case 1 15 0

FIG. 308.



(Störk's) with 4-in.  
 Mirror, Head Band  
 (*Fig. 309*), and set of  
 3 Laryngeal Mirrors,  
 in case . . . . . 2 0 0

FIG. 309.

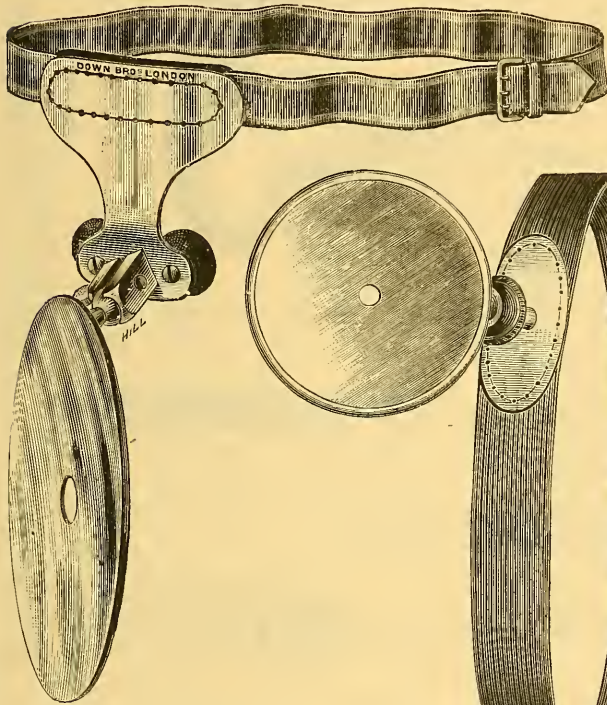
Laryngeal, Tonsil, etc., Instruments, *continued.*

FIG. 311.

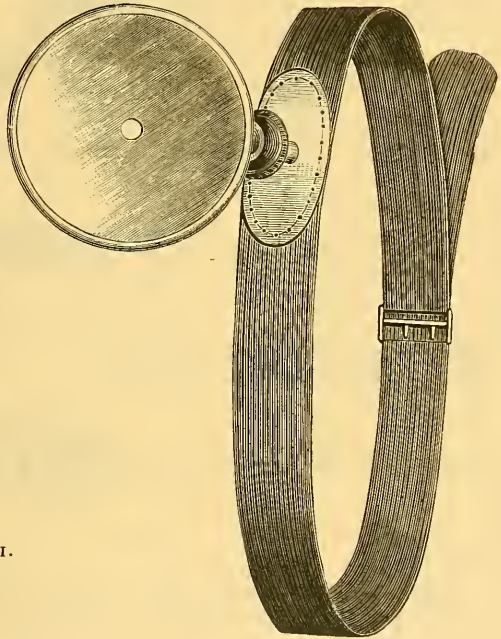


FIG. 310.

Laryngoscopes, *continued*,—

£ s. d.

With  $3\frac{1}{2}$ -in. Mirror, and Head Band (*Fig. 310*), and set  
of 3 Laryngeal Mirrors . . . in case 1 10 0

With 4-in. Mirror, Head Band and Nose Rest (*Fig. 311*),  
and set of 3 Laryngeal Mirrors . . . in case 2 2 0

Laryngeal, Tonsil, etc., Instruments, *continued.*

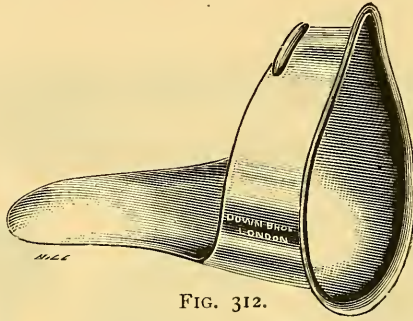


FIG. 312.

Mouth Specula, Gutsch's, in 5 sizes ( <i>Fig. 312</i> ), each, 4s.,	£ s. d.
per set	o 17 6



FIG. 313.

Pharyngeal Bistouries ( <i>Fig. 313</i> ) . . . each	o 5 6
Pharyngeal Spatula, Boxwood . . . „	o 1 0

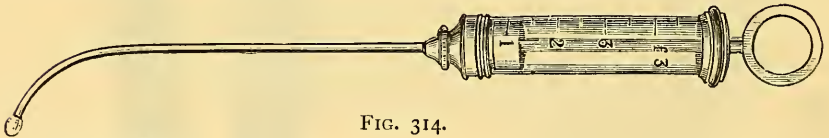


FIG. 314.

Syringes,—

Laryngeal, vulcanite mounted . . . each, 4s. 6d. ; in case	o 7 6
With plated pipes and graduated glass barrel ( <i>Fig. 314</i> ),	
each	o 9 0
With silver pipes . . . . . each, 21s. ; in case	1 4 0

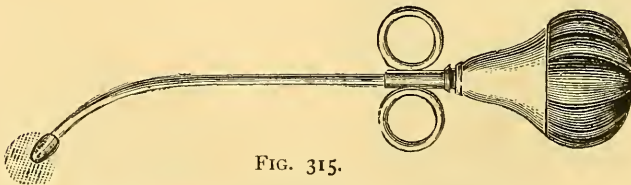


FIG. 315.

Gibbs', with silver pipes and india-rubber ball ( <i>Fig. 315</i> )	
each	o 14 0

Laryngeal, Tonsil, etc., Instruments, *continued.*

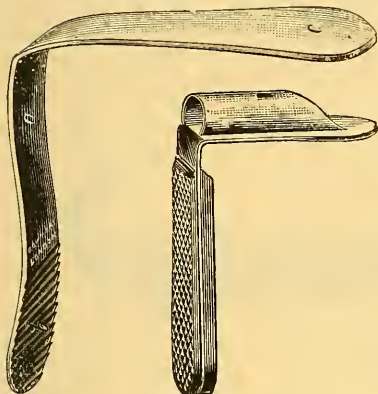


FIG. 316.

FIG. 317.

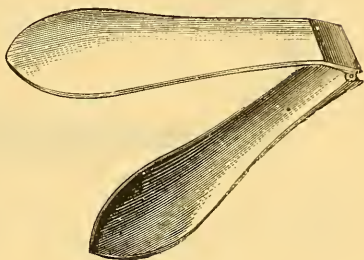


FIG. 318.

Tongue Depressors,—

	£	s.	d.
Baber's ( <i>Fig. 316</i> ) . . . . .	0	5	6
Easte's, for children, to protect the tube while using spray ( <i>Fig. 317</i> ) . . . . .	0	6	6
Ditto, ditto, ditto, with metal handles . . . . .	0	4	6
Folding, with concave blades, plated, and gilt ends ( <i>Fig. 318</i> ) . . . . .	0	6	6
Hollis's, plated ( <i>Fig. 319</i> ) . . . . .	0	8	6

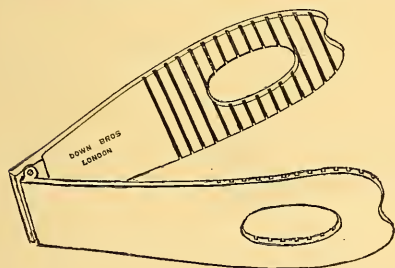


FIG. 319.




FIG. 320.

St. Thomas's pattern, plated ( <i>Fig. 320</i> ) . . . . .	0	8	6
Straight, plated . . . . .	0	5	3

Laryngeal, Tonsil, etc., Instruments, *continued.*



FIG. 321.

Tongue Depressors, *continued*,—

Türk's, vulcanite (*Fig. 321*). . . . . each £ s. d.  
 0 5 0



FIG. 322.

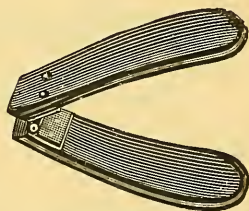


FIG. 323.

Vulcanite, plain (*Fig. 322*) . . . . . each 0 2 0  
 ,, folding (*Fig. 323*) . . . . . ,, 0 3 9

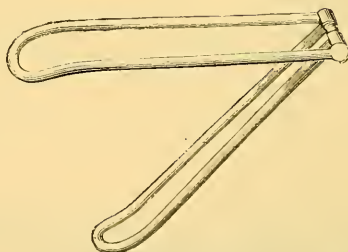


FIG. 324.

Wire, portable (*Fig. 324*) . . . . . each 0 4 0  
 Tongue Forceps, ring blades and catch (*Fig. 1378*,  
*page 406*) . . . . . each 0 8 6

*Nickel plated, 1s. extra.*



Laryngeal, Tonsil, etc., Instruments, *continued.*



FIG. 325.

Tonsil Bistouries ( <i>Fig. 325</i> )	. . . . .	each	£	s.	d.
			0	3	0



FIG. 326.

Tonsilotomes, silver ( <i>Fig. 326</i> )	. . . . .	each	1	4	0
--	-----------	------	---	---	---

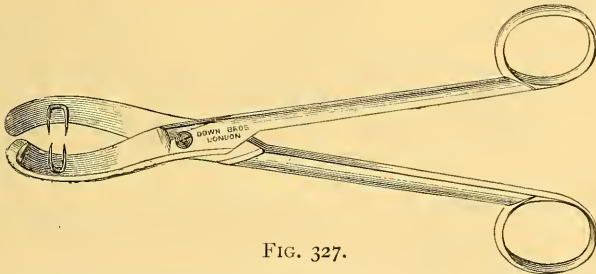


FIG. 327.

Tonsil Scissors, Erichsen's	. . . . .	each	0	13	6
" " " with Hooks ( <i>Fig. 327</i> )	" " "	"	0	15	0
Uvula Forceps, Lennox Brown's nickel plated	. . . . .	"	0	6	6

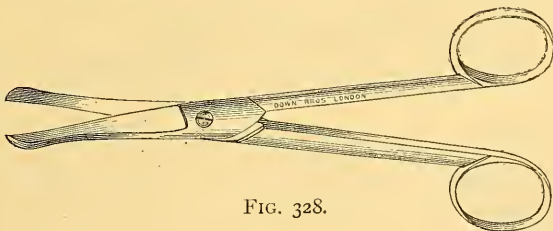


FIG. 328.

Uvula Scissors	. . . . .	each	0	5	6
Thomas's ( <i>Fig. 328</i> )	. . . . .	"	0	9	0
Uvulatome, Mackenzie's	. . . . .	"	1	10	0
Uvula Twitch, Mackenzie's	. . . . .	"	0	1	0

Laryngeal, Tonsil, etc., Instruments, *continued.*

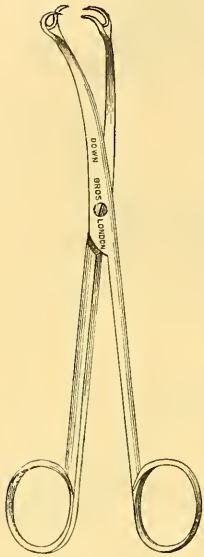


FIG. 329.

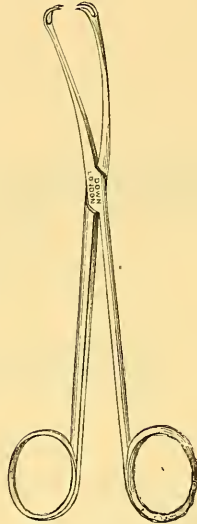


FIG. 330.

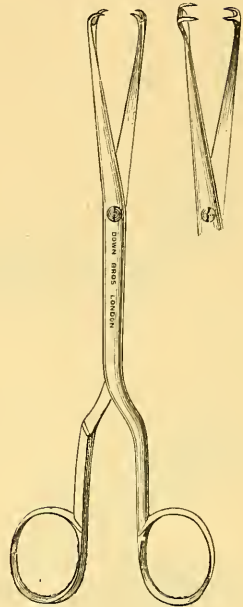


FIG. 331.

Vulsellums, Straight, Curved, or Curved on flat ( <i>Fig. 329</i> )	£	s.	d.
each	0	5	6
Curved with small jaws ( <i>Fig. 330</i> )	0	5	6
Cross-action, straight, or with side teeth ( <i>Fig. 331</i> )	0	7	6




FIG. 332.

Hawk's-foot pattern ( <i>Fig. 332</i> )	each	0	8	6
Small, straight	„	0	4	6

*Nickel plated, 1s. each extra.*

## TRACHEOTOMY INSTRUMENTS.

£ s. d.

- No. 1 Set (Dr. Hale White's "Emergency"), containing Golding-Bird's Trachea Dilator, Scalpel, Hale White's Tracheotome. in case 1 15 0
- This case contains all that is necessary to perform the operation, either in children or adults. It is intended that the Dilator should be replaced in twenty-four or forty-eight hours by a suitable india-rubber or silver tube.*
- No. 2 Set, containing 3 Fuller's Plated Bivalve Tracheotomy Tubes, Scalpel, Blunt Hook, and Double Blunt Hook, in ebony handles . . . in case 2 0 0
- No. 3 Set, containing 3 Fuller's Silver Bivalve Tracheotomy Tubes, Scalpel, Blunt Hook and Double Blunt Hook, in ivory handles, and Dilating Forceps. . . . . in case 3 13 6
- No. 4 Set, containing 4 Fuller's Silver Bivalve Tracheotomy Tubes, Scalpel, Blunt Hook and Double Blunt Hook, Grooved Sharp Hook, in ivory handles, Dilating Forceps, Sponge-holding Forceps for clearing Trachea . . . . . in case 5 5 0
- No. 5 Set, containing 3 Bryant's Silver Tracheotomy Tubes with Pilots, Scalpel, Blunt Hook, and Double Blunt Hook, and Grooved Sharp Hook, in ivory handles . . . . . in case 5 12 0
- No. 6 Set, containing 4 Bryant's Silver Tracheotomy Tubes with Pilots, Golding-Bird's Trachea Dilator, Scalpel, Blunt Hook, Double Blunt Hook, and Grooved Sharp Hook, in ivory handles, Trivalve Dilating Forceps and Sponge-holding Forceps for clearing Trachea . in case 9 9 0
- No. 7 Set, containing 4 Durham's Silver Tracheotomy Tubes with Pilots, Scalpel, Blunt Hook, Double Blunt Hook, and Grooved Sharp Hook, in ivory handles . . . . . in case 8 18 6

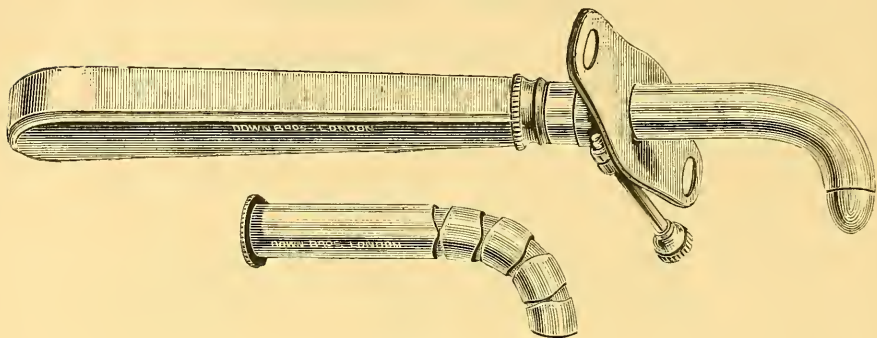
Tracheotomy Instruments, *continued.*

FIG. 334.

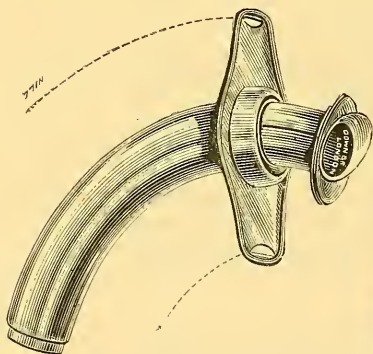


FIG. 333.

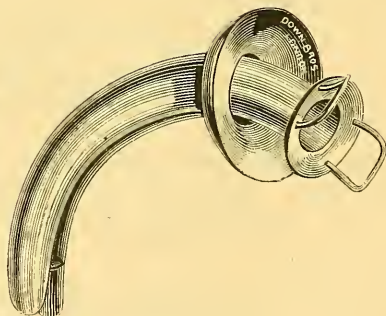


FIG. 335.

## Canulas,—

	£	s.	d.
Bryant's, silver ( <i>Fig.</i> 333), four sizes : No. 1, 18s. ;			
No. 2, 21s. ; No. 3, 24s. ; No. 4 . . . . .	1	7	0
Ditto, with pilots: No. 1, 25s. 6d. ; No. 2, 28s. 6d. ;			
No. 3, 31s. 6d. ; No. 4 . . . . .	1	15	6
Durham's Lobster Tail, with pilots ( <i>Fig.</i> 334), silver,			
4 sizes, each: No. 1, 32s. ; No. 2, 35s. ; No. 3,			
38s. 6d. ; No. 4 . . . . .	2	2	0
Ditto, fitted with inflating tampons, each extra . . . . .	0	12	6
Durham's Lobster Tail, fitted with valves, each extra . . . . .	0	12	6

Tracheotomy Instruments, *continued.*

Canulas, *continued*,—

Fuller's (the outer tube to compress) (*Fig. 335*), seven sizes, plated . . . . . each

Ditto, silver, ditto, each, 13*s.* 6*d.*; 13*s.* 6*d.*; 15*s.*; 15*s.*; 16*s.* 6*d.*; 16*s.* 6*d.*; and

£	s.	d.
0	8	6
0	18	6

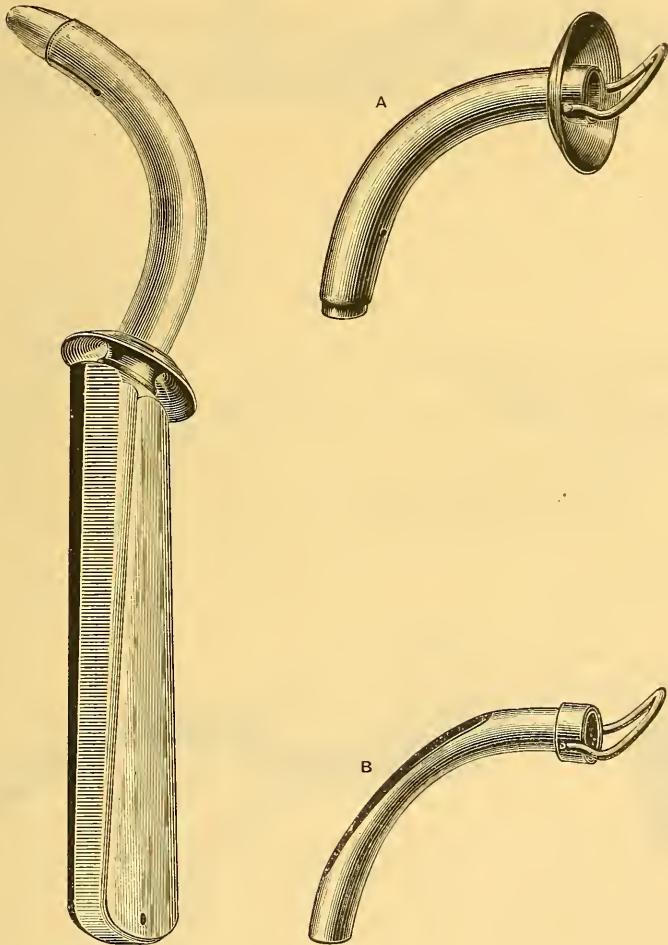


FIG. 336.

Hilton's, silver, with pilots (*Fig. 336*), four sizes, each, 17*s.* 6*d.*, 18*s.* 6*d.*, 20*s.*, and . . . . .

1 1 0

Tracheotomy Instruments, *continued.*

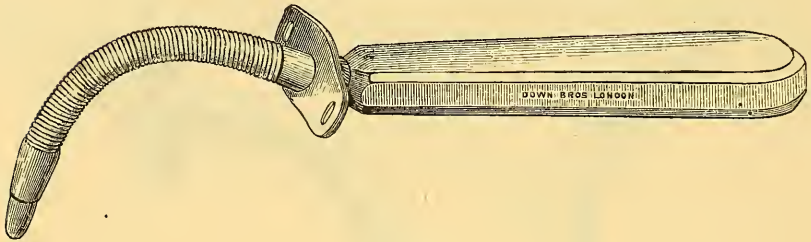


FIG. 337.

Canulas, *continued,*—

£ s. d.

Howse's Flexible, silver, with pilots ( <i>Fig. 337</i> ), three sizes . . . . . each	1	1	0
Ditto, with flexible inner tube and pilot, three sizes, each, 30s., 32s. 6d., and . . . . .	1	15	0

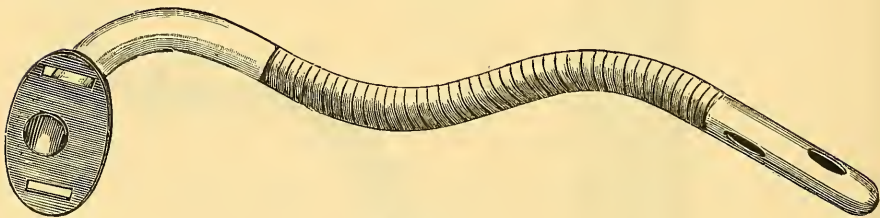


FIG. 338.

König's Flexible, silver (*Fig. 338*), 4 inches long, 3 sizes, each 1 1 0

Tracheotomy Instruments, *continued.*




FIG. 339.

Canulas, *continued.*—

India-rubber (Morrant Baker's) (*Fig.* 339), five sizes,  
each

£	s.	d.
0	3	9

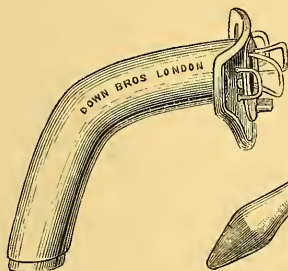


FIG. 340.

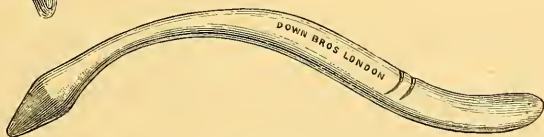


FIG. 341.

Parker's, silver (*Fig.* 340), seven sizes, each 13s. 6d.,

14s. 6d., 15s. 6d., 16s. 6d., 17s. 6d., 18s. 6d.,

Pilots for ditto (*Fig.* 341) . . . . .

Vulcanite . . . . . each

0	19	6
0	4	6
0	4	6

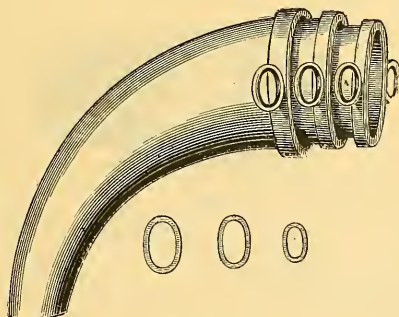


FIG. 342.

Canulas for Laryngotomy, silver (*Fig.* 342), in three  
sizes . . . . . each

0	7	6
---	---	---

**Tracheotomy Instruments, continued.**

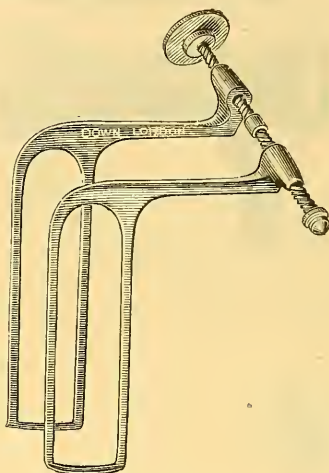


FIG. 343.

Extracts from a paper on "The Mechanical Treatment of Croupous Membrane after Tracheotomy," *The Lancet*, March 12th, 1881.

"It is inserted, with the blades screwed together, into the trachea, the handle lying against the top of the sternum: on rapidly turning the screw the blades separate to the required extent, and their shape renders them self-retaining. If desired, tapes can be tied to the blades where they join their handles, and fastened round the neck; but this is not often requisite.

"The blades retain their parallelism even when fully open, as they do not work from a hinge, but travel along the double screw.

"The same-sized dilator does for all cases, whether infants or adults.

"In any case it may take the place of a tracheotomy tube on an emergency."

	£	s.	d.
Dilator, Golding-Bird's ( <i>Fig. 343</i> ).			
. . . . . each	0	12	6



FIG. 344.

India Rubber Plugs, for closing the tracheal wound			
( <i>Fig. 344</i> ) . . . . .	0	2	6

**Intubation Instruments,**

O'Dwyer's set, consisting of Tubes and instruments for insertion and withdrawal . . . . .	6	0	0
---	---	---	---

**Dilating Forceps,—**

Cross-action spring . . . . . each	0	7	6
„ „ Parker's jointed ( <i>Fig. 345</i> ) . . „	0	9	6



Tracheotomy Instruments, *continued.*




FIG. 345.

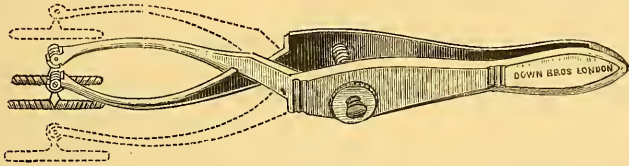


FIG. 346.

Dilating Forceps, *continued,—*

Parker's "Automatic Retractor" (*Fig. 346*). . . . . each

£ s. d.  
 0 15 6  
 0 5 6

Self-acting spring . . . . .

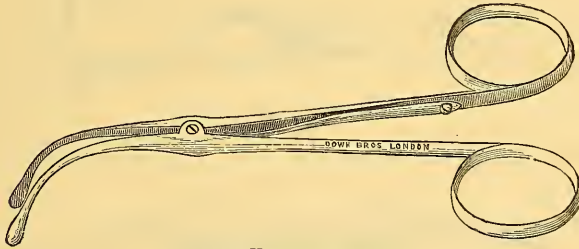


FIG. 347.

Two-blade, bow handles (*Fig. 347*) . . . . .

each 0 6 0

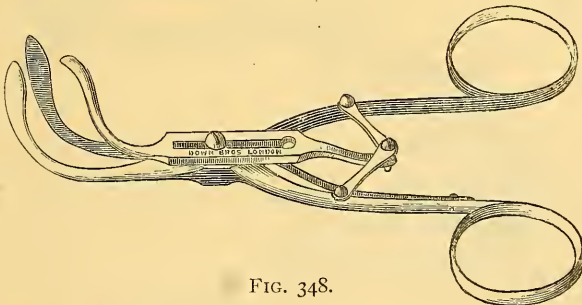


FIG. 348.

Three-blade, ditto (*Fig. 348*) . . . . .

each 0 15 0

Tracheotomy Instruments, *continued.*

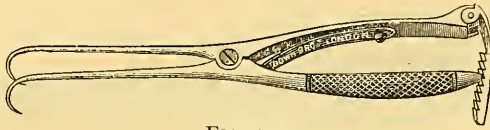


FIG. 349.

Dilating Forceps, *continued*,—  
 With double hook ends (*Fig. 349*) . . . . . each £ s. d.  
 0 10 0

*Nickel plated, 9d. each extra.*

**Hooks,**—

Blunt or sharp (*Figs. 94 and 96, page 23*)  
 each, ebony 2s. ; ivory 0 2 9

Sharp grooved . . . . . each, ebony, 3s. 3d. ; ivory 0 4 0

Double blunt (*Fig. 95, page 23*), each, ebony, 4s. ; ivory 0 4 9

Stoker's Stiletto-hook . . . . . each, ebony, 7s. 6d. ; ivory 0 8 3

Scalpels (*Fig. 108, page 26*), each, ebony, 1s. 4d. ; ivory 0 2 0



FIG. 350.

Tracheotome, Hale White's (*Fig. 350*), 14s. 6d., in case 0 17 6

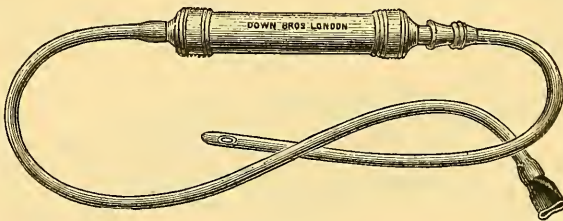


FIG. 351.

Tracheotomy Aspirator, Parker's (*Fig. 351*), each,  
 5s. 6d. . . . . in case 0 7 6

**Forceps for extracting Foreign Bodies from Trachea and Bronchi,**—

Gross's silver, to bend to any angle . . . . . each 1 7 0

Lucas's curved steel (*Fig. 352*), nickel plated . . . . . " 0 12 6

Durham's, set of three, on pliable stems, each £2 5s.  
 in case 2 10 6

Tracheotomy Instruments, *continued.*




FIG. 352.

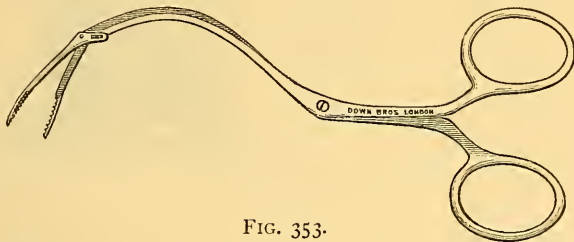


FIG. 353.

Forceps for extracting False Membrane (*Fig. 353*) £ s. d.  
 each o II 6  
*Nickel plated, 9d. extra.*

BRONCHITIS KETTLES, INHALERS, RESPIRATORS, AND  
 SPRAY PRODUCERS, ETC.




FIG. 354.

Bronchitis Kettles,—  
 Allen's (*Fig. 354*) . . . . . each o 7 6



Bronchitis Kettles, Inhalers, etc., *continued.*

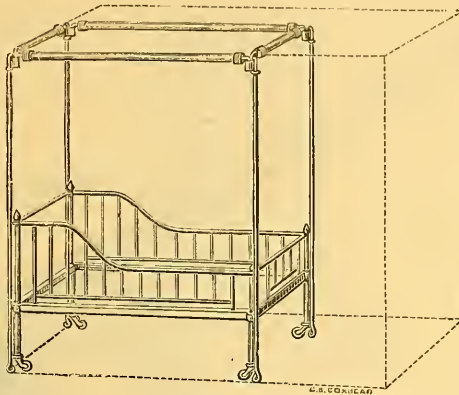


FIG. 357.

Bronchitis Kettles, *continued*,—

£ s. d.

Portable Folding Iron Frames, for making the Tracheotomy Tent (will suit cot or bedstead) (*Fig. 357*)

per set I 0 0




FIG. 358.

*Fig. 358 illustrates the Iron Frame covered, with the Kettle in position, the hangings should be arranged to allow sufficient ventilation.*

Bronchitis Kettles, Inhalers, etc., *continued.*




FIG. 359.

Bronchitis Kettles, *continued*,—

	£	s.	d.
Down Bros.' for use over fire ( <i>Fig. 359</i> ) . . . each	0	3	6
Ditto, with Medicator . . . . . „	0	4	6
Ditto, with both Ordinary and Medicating Tubes . „	0	5	6



FIG. 360.



FIG. 361.




FIG. 362.

Vaporizer, Bowman's, for disinfecting sick rooms ( <i>Fig. 360</i> ) . . . . . each	0	8	6
--	---	---	---

Hot Air and Vapour Baths,—

Hot Air Baths ( <i>Fig. 361</i> ) . each, tin, 13s. 6d.; copper	0	18	0
Mercurial Vapour Baths, Lee's' ( <i>Fig. 362</i> ) . . . each	0	8	6
Cloaks for ditto . . . . . „	0	14	0

Bronchitis Kettles, Inhalers, etc., *continued.*

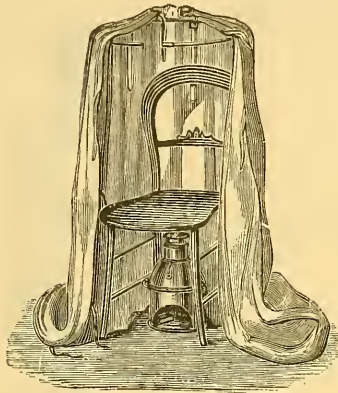


FIG. 363.

Hot Air and Vapour Baths, *continued.*—

£ s. d.

Vapour and Hot Air Bath, Allen's, for use under chair,  
with cloak and tinned iron supports (*Fig. 363*)  
complete in box . . . . . each 2 10 0  
Ditto, the apparatus only, exclusive of cloak, etc. ,, 1 2 6

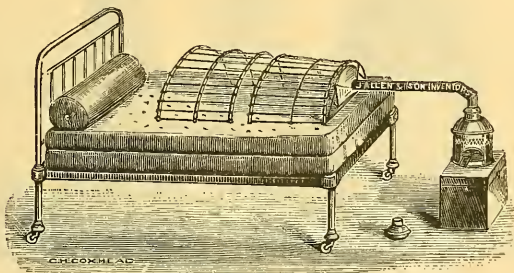


FIG. 364.

Ditto, with Tubes, or use under bedclothes, with 2  
wicker frames and foot-plate (*Fig. 364*), complete  
in box . . . . . each 2 5 0  
Ditto, ditto, the apparatus only, exclusive of wicker  
frames, foot-plate, and box . . . . . each 1 10 0

Bronchitis Kettles, Inhalers, etc., *continued*

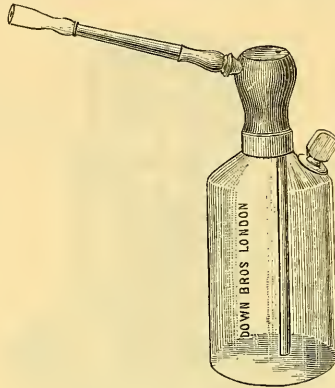


FIG. 365.

Inhalers,—

	£	s.	d.
Eclectic . . . . .	0	12	6
Glass, for Iodine ( <i>Fig. 365</i> ). . . . .	0	5	0

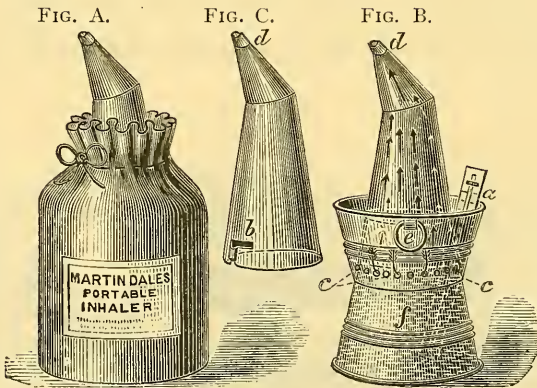


FIG. 366.

(*Fig. 366*)—A simple, portable, and efficient apparatus, in which the air inspired becomes fully charged with the medicament, heat, and moisture, while the exertion to the patient is reduced to a minimum.

The body of the apparatus is made of tin, with an earthenware mouth-piece. *Fig. A* shows it ready for use with a woollen covering, which prevents the rapid lowering of the temperature of the fluid contained in it, and allows it to be handled without burning the patient's fingers. In *Fig. B* the apparatus is shown without the cover; and in *Fig. C* the upper part is disconnected from the lower chamber. It is attached to the latter by



**Bronchitis Kettles, Inhalers, etc., *continued.***

*means of a bayonet catch, b. The thermometer, a, shown in situ in Fig. v, for travelling packs in a case, which can be enclosed in the interior of the apparatus. When in use, the lower chamber, f, is filled with water at the required temperature (about 140° to 150° F.), until the holes, c c, establishing communication between the interior and the outside channel, are about a quarter of an inch below the surface of the liquid. d d is an earthenware mouthpiece; e is a ring handle.*

**Inhalers, *continued,*—**

	<i>£</i>	<i>s.</i>	<i>d.</i>
Martindale's ( <i>Fig. 366</i> ) . . . . .	0	6	6




FIG. 367.

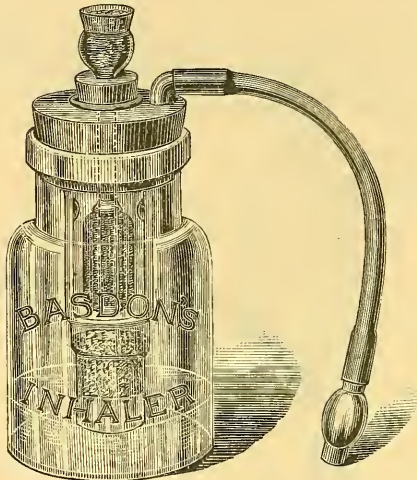
Mudge's ( <i>Fig. 367</i> ) . . . . .	0	8	6
Nelson's . . . . .	0	3	9



FIG. 368.

Robson's ( <i>Fig. 368</i> ) . . . . .	0	6	0
--	---	---	---

Bronchitis Kettles, Inhalers, etc., *continued.*



REGISTERED

FIG. 369.

Inhalers, Chloride of Ammonium,—

Basdon's, with recent improvements . . . each £ s. d.  
 0 7 6

*"The Inhaler invented by Basdon is in every respect good."*—  
*Journal of Laryngology, June, 1887.*

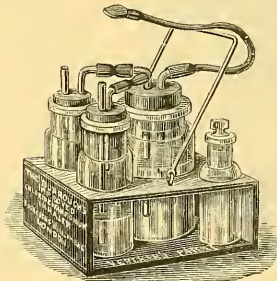


FIG. 370.

Burrough's (Fig. 370) . . . . . each 0 7 6

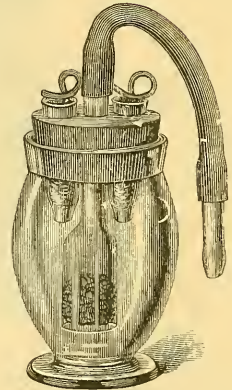


FIG. 371.

*"The Burroughs Inhaler is a very perfect apparatus, and possesses the advantage that it need not be recharged every time before using."*—*Journal of Laryngology, June, 1887.*

**Bronchitis Kettles, Inhalers, etc., *continued.***

Inhalers, Chloride of Ammonium, *continued*,— £ s. d.  
 Godfrey's (*Fig. 371*) . . . . . each 0 7 6

*This instrument claims to produce a large volume of perfectly neutral vapour, causing less exertion to the patient.*

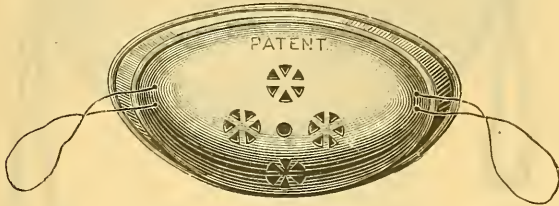


FIG. 372.

Antiseptic Inhaling Respirators,— £ s. d.  
 Oral,—  
 Celluloid (*Fig. 372*) . . . . . each 0 2 6

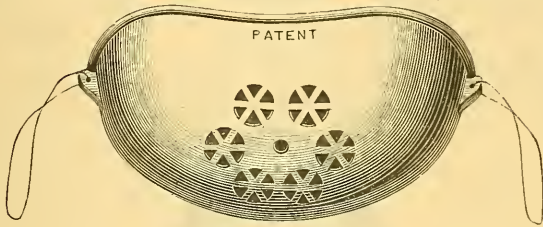


FIG. 373.

Coghill's, celluloid (*Fig. 373*) . . . . . each 0 3 6

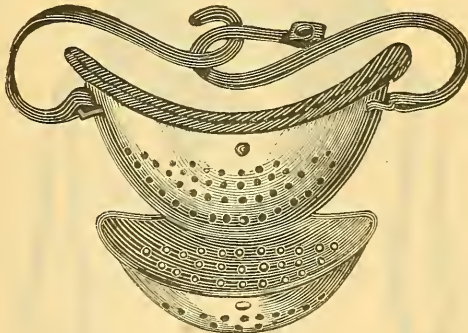


FIG. 374.

Ditto, metal (*Fig. 374*) . . . . . each 0 3 6

Bronchitis Kettles, Inhalers, etc., *continued.*

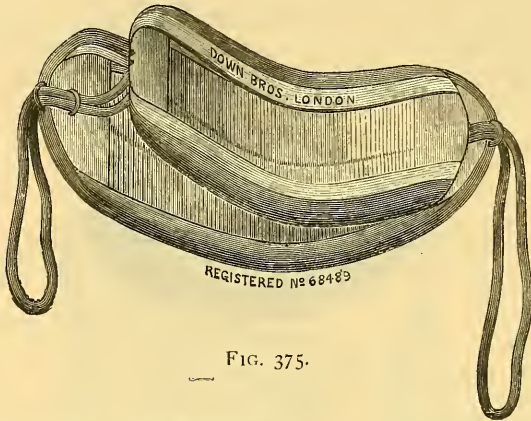


FIG. 375.

Antiseptic Inhaling Respirators, *continued.*—  
 Oral, *continued.*—

£ s. d.

James' "Pneumatikon" (*Fig. 375*) . . . . . each 0 8 3

*This instrument retains all the scientific principles of the original respirator of Mr. Julius Jeffreys, combined with arrangement for using Antiseptic Medicants.*

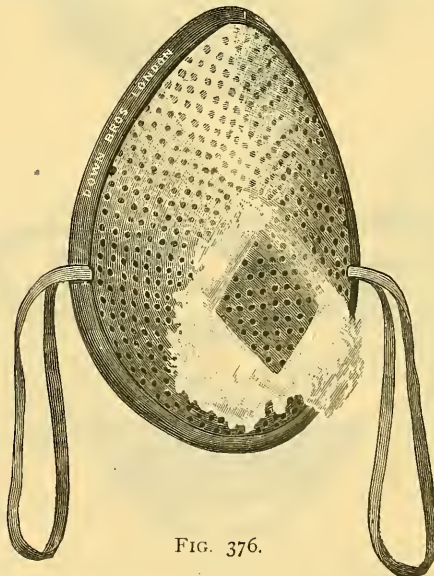


FIG. 376.

Orinasal,—

Burney Yeo's perforated zinc, with padded edges (*Fig. 376*) . . . . . per doz. 0 6 0

Bronchitis Kettles, Inhalers, etc., *continued.*

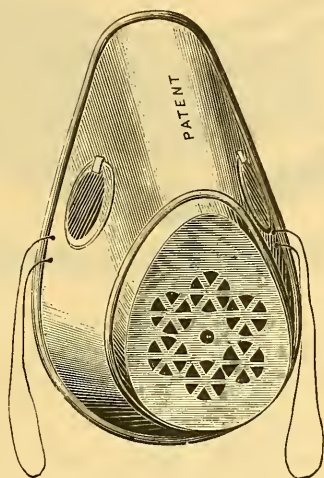


FIG. 377.

Antiseptic Inhaling Respirators, *continued.*—  
Orinasal, *continued.*—

£ s. d.

Burney Yeo's, perforated zinc, covered as recommended by Mr. Brindley James . . . per doz.	o	12	o
Celluloid ( <i>Fig. 377</i> ) . . . . . each	o	5	o

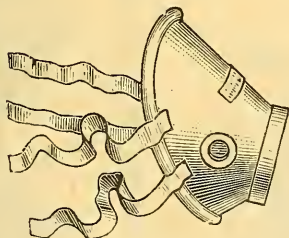


FIG. 378.

Hunter Mackenzie's, metal, with padded edges ( <i>Fig. 378</i> )			
	each	o	6 o
Metal, plain bronzed . . . . . „		o	3 9
<b>Antiseptic Solution</b> , for use with any of the above—			
Coghill's . . . . . per doz. bottles		o	12 o

Bronchitis Kettles, Inhalers, etc., *continued.*

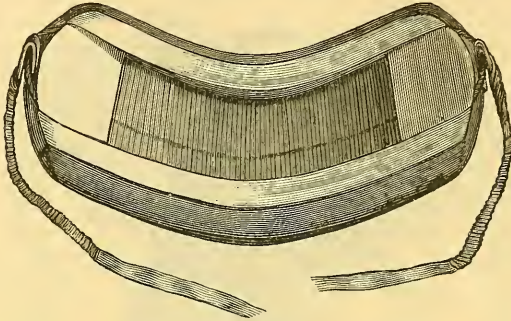


FIG. 379.

Respirators, Mr. Julius Jeffrey's Original (*Fig. 379*),—

	£	s.	d.
Dwarf, plated (retail 2s. 6d., 3s. 6d., 5s. 6d.)	1s.	1	1d.,
			2s. 8d., and
Ditto, gilt (retail 7s.)	0	4	0
Ladies' or Gentlemen's, low power, plated (retail 7s.)	0	5	3
			each
	0	5	3
Ditto, ditto, gilt (retail 9s.)	0	6	9
Ditto, full power, plated (retail 8s. 6d.)	0	6	4
Ditto, ditto, gilt (retail 12s.)	0	9	0

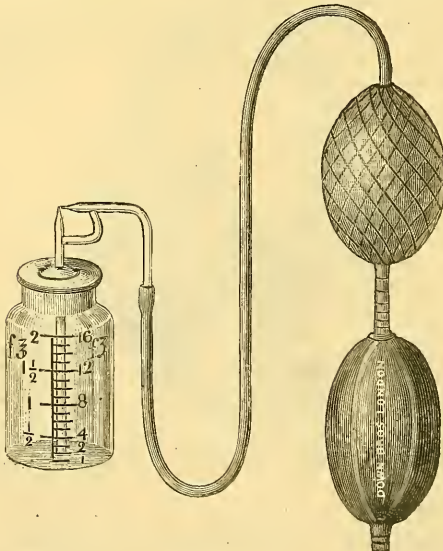


FIG. 380.

Bronchitis Kettles, Inhalers, etc., *continued.*

Respirators, <i>continued</i> ,—		£	s.	d.
Orinasal, Ladies' or Gentlemen's, plated (retail 10s. 6d.)	each	0	7	10
Ditto, ditto, gilt (retail 14s.)	„	0	10	6
Spray Producers,—				
Clarke's ( <i>Fig. 380</i> ), with glass tube	each	0	5	0
Spare Tubes for ditto	per doz.	0	3	6
Clarke's ( <i>Fig. 380</i> ), with silver tube	each	0	10	6
Spare Tubes for ditto	„	0	5	3

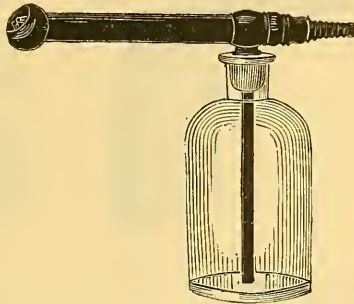


FIG. 381.

Dewar's, vulcanite ( <i>Fig. 381</i> )	each	0	8	6
Spare Tubes for ditto	„	0	4	0

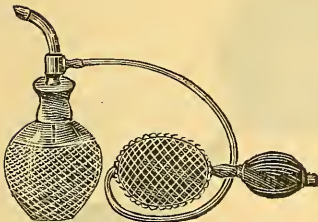


FIG. 382.

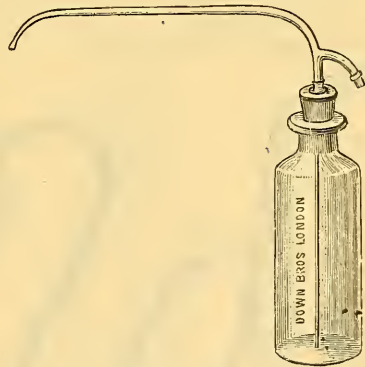


FIG. 383.

Eustachian	each	1	2	0
Globe Spray, metal tubes ( <i>Fig. 382</i> )	„	0	3	6
Laryngeal, with silver inner tube ( <i>Fig. 383</i> )	„	0	16	6

The price of Sprays in every case includes bellows.

Bronchitis Kettles, Inhalers, etc., *continued.*



FIG. 385.

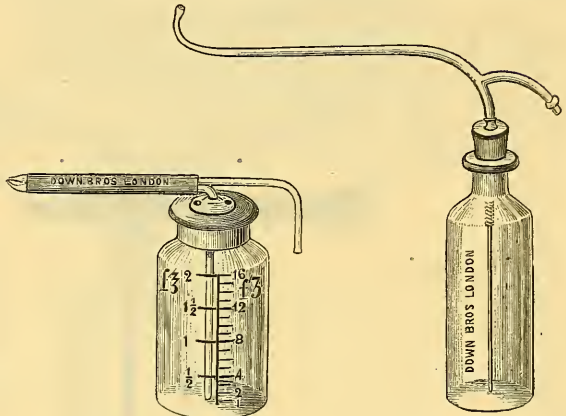


FIG. 384.

FIG. 386.

Spray Producers, *continued.*—

	£	s.	d.
Maunder's, with glass tubes ( <i>Fig. 384</i> ) . . . . .	0	6	0
Spare Tubes for ditto . . . . .	0	1	0
Nasal, with silver inner tube ( <i>Fig. 385</i> ) . . . . .	0	13	6
Posterior Nasal, for passing through mouth ( <i>Fig. 386</i> ) . . . . .	0	16	6
Prosser James's . . . . .	0	4	6
Spare Tubes for ditto . . . . .	0	1	0

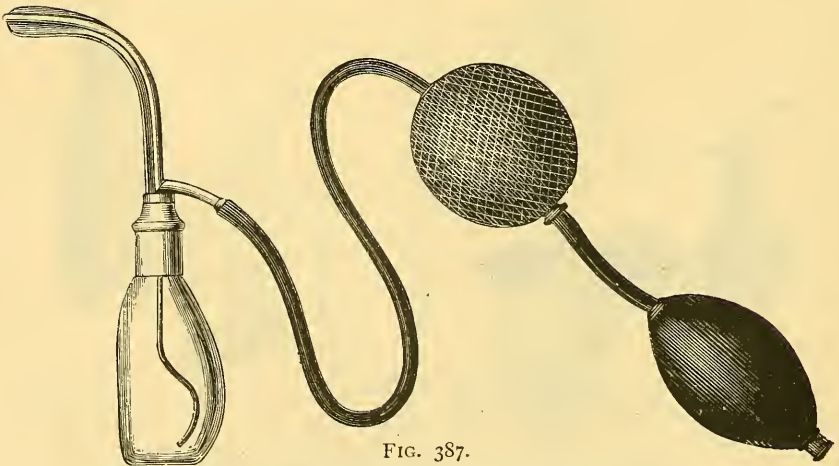


FIG. 387.

The price of Sprays in every case includes bellows.



Bronchitis Kettles, Inhalers, etc., *continued.*

Spray Producers, *continued*,—

Schnitzler's (*Fig. 387*).

£ s. d.  
each 0 11 6



FIG. 388.

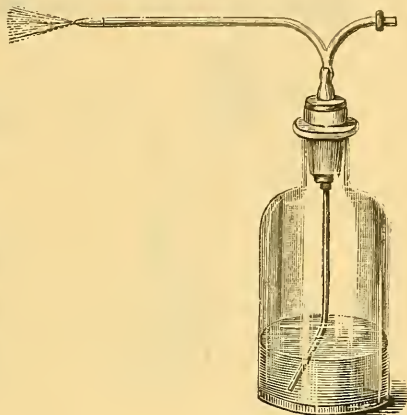


FIG. 389.

Self-cleansing, for carbolizing sick rooms, etc., metal (*Fig. 388*) . . . . . each 0 6 0

Troeltsch's, with straight jet (*Fig. 389*) (this may be had either in metal or vulcanite). . . . . each 0 7 6

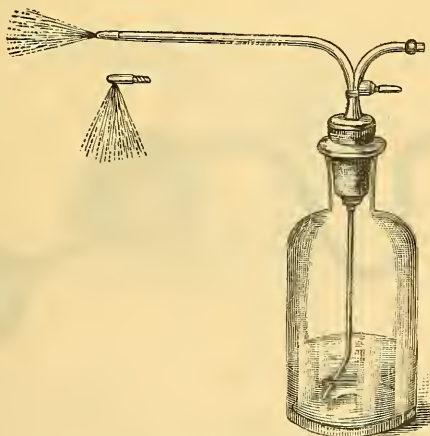


FIG. 390.

Ditto, with 2 jets (*Fig. 390*) . . . . . each 0 10 0

The price of Sprays in every case includes bellows.

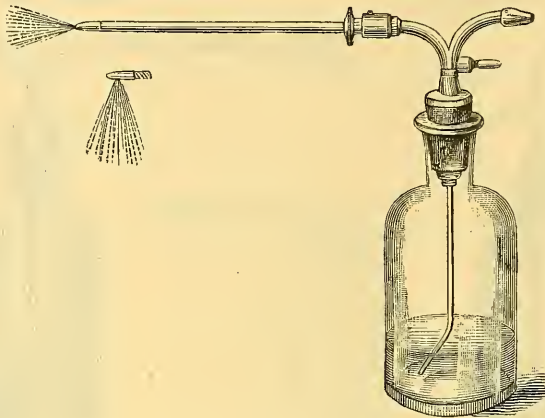
Bronchitis Kettles, Inhalers, etc., *continued.*

FIG. 391.

Spray Producers, *continued.*—

Troeltsch's, with 2 jets, and turning tube (*Fig. 391*) to spray in any direction, for larynx, posterior nares, etc.

£ s. d.

each 0 13 6

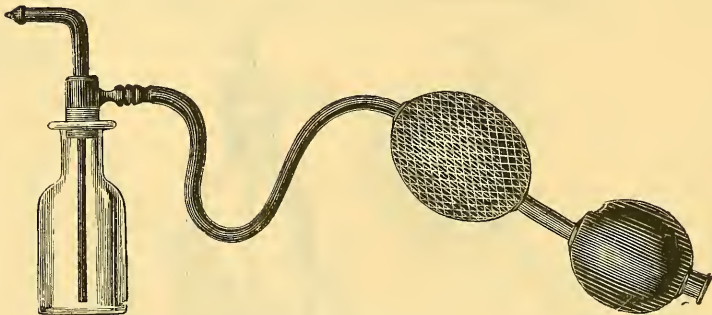


FIG. 392.

Vulcanite (*Fig. 392*), in three sizes,

each 4s. 6d., 5s. 3d., and 0 6 0

The price of Sprays in every case includes bellows.

Bronchitis Kettles, Inhalers, etc., *continued.*

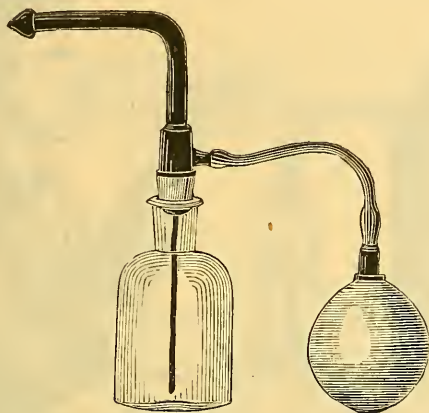
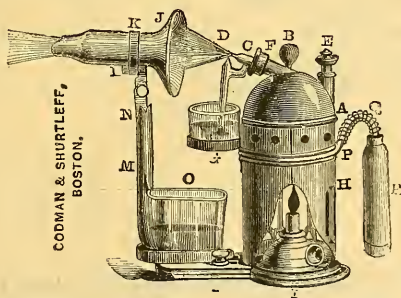


FIG. 393.

Spray Producers, *continued.*—

Vulcanite, small size (*Fig. 393*), with single bellows, each

£	s.	d.
0	2	9



CODMAN & SHURTLEFF,  
BOSTON.

FIG. 394.

Steam Throat Sprays,—

Codman's ( <i>Fig. 394</i> ) . . . . .	each	1	0	0
Ditto, Boiler and Lamp nickel plated . . . . .	„	1	8	0
Ditto, entirely nickel plated . . . . .	„	1	16	0
Face Shields, with turned-up ends for nose . . . . .	„	0	1	6
Spare Atomizing Tubes . . . . .	„	0	1	0

Bronchitis Kettles, Inhalers, etc., *continued.*

FIG. 395.

Steam Throat Sprays, *continued*,—

	£	s.	d.
Siegel's, brass ( <i>Fig.</i> 395) . . . . .	each	0	2 8
Spare Tubes for ditto . . . . .	per doz.	0	3 6
Siegel's, tin, original patent . . . . .	each	0	5 3
Spare Tubes for ditto . . . . .	per doz.	0	6 0
Siegel's, Improved nickel plated . . . . .	each	0	6 0
Spare Metal Tubes for ditto . . . . .	„	0	1 6

## STOMACH PUMPS, ŒSOPHAGUS BOUGIES, AND TUBES, Etc.

## Stomach Pumps,—

Brass, with flute key lever, with tubes and mounts, to use also as an Enema ( <i>Fig.</i> 396), in mahogany case . . . . .	each	1	15	6
Ditto, valve, with tubes and mounts, to use also as an Enema, in mahogany case . . . . .	each	1	5	6

Stomach Pumps, Œsophagus Bougies, etc., *continued.*

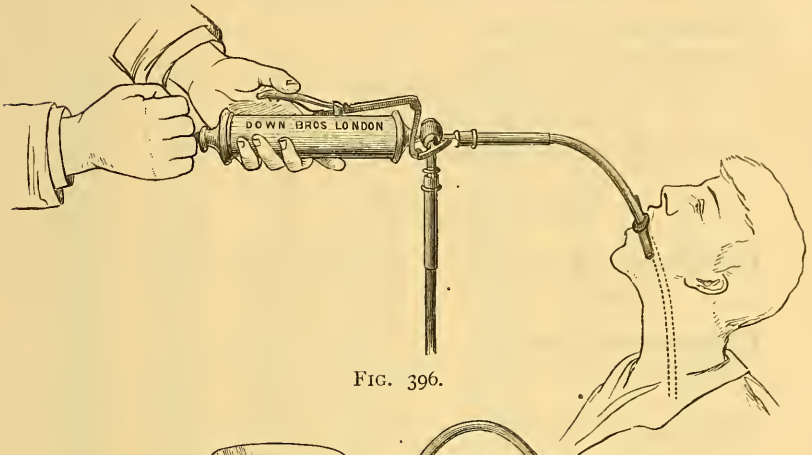


FIG. 396.

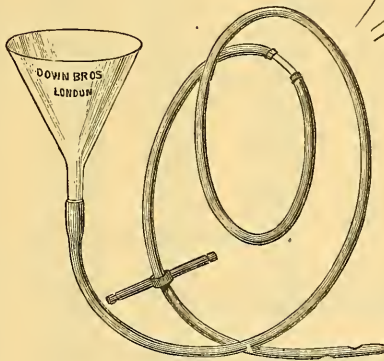


FIG. 397.

Stomach Pumps, *continued*,—

Siphon, with glass funnel and india-rubber tube for feeding (*Fig. 397*), in cedar box . . . . .

£ s. d.  
 . . . . . 0 7 6

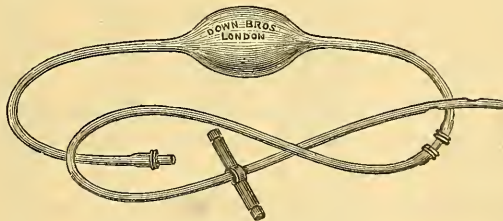


FIG. 398.

Tosswill's (*Fig. 398*), in cedar box . . . . .

. . . . . 0 9 6

Stomach Pumps, Œsophagus Bougies, etc., *continued.*

Œsophagus Bougies,—	£	s.	d.
Catgut, fine size only . . . . . each	0	2	6
Elastic Gum, cylindrical ( <i>Fig.</i> 399) . . . . . „	0	2	0
„ „ Durham's ( <i>Fig.</i> 400) . . . . . „	0	3	0
Soft black, bulbous ( <i>Fig.</i> 401) . . . . . „	0	4	6
„ conical ( <i>Fig.</i> 402) . . . . . „	0	3	9
„ cylindrical ( <i>Fig.</i> 399) . . . . . „	0	3	0

Œsophagus Forceps, for removing foreign bodies  
(*see pages 70-72*).

## Œsophagus Sounds,—

Whalebone, with set of 6 metal olive ends (*Fig.* 403)  
each 0 15 6

## Œsophagus Tubes,—

Elastic Gum . . . . . each	0	2	6
„ funnel ends ( <i>Fig.</i> 404) . . . . . „	0	3	0
Silk . . . . . „	0	4	6
„ funnel ends ( <i>Fig.</i> 404) . . . . . „	0	5	6
Soft black . . . . . „	0	3	9
„ funnel ends ( <i>Fig.</i> 404) . . . . . „	0	5	3
India-rubber . . . . . each, 4s., sizes 21 to 24 „	0	4	6

*The above are made in all sizes, from 7 to 24, Catheter gauge, for passing through nose or mouth.*

Œsophagus Tubes, etc., as described by Mr.  
Charters J. Symonds (*see Clinical Society's  
Reports, etc.*).

Coudé Tubes, made of flexible Silk Web, for passing obstructions, sizes 8 and 10 ( <i>Fig.</i> 405) . . . . . each	0	5	6
India-rubber Tubes (gauge 12), with large lumen and thin walls, for later stages of disease . . . . . each	0	4	0
Symond's Short Funnel-ended Tubes, for permanent wear, Silk Web, sizes 8 to 18 inclusive ( <i>Fig.</i> 406) . . . . . each	0	3	0
Ditto, Whalebone Introducer, for same . . . . . „	0	10	6

*Fig. 407 shows the Introducer with the Tube upon it, ready for introduction. Fig. 408 shows the Tube in situ.*

Stomach Pumps, Œsophagus Bougies, etc., *continued.*




FIG. 399. FIG. 400. FIG. 401. FIG. 402. FIG. 404. FIG. 403.

**Stomach Pumps, Œsophagus Bougies, etc., *continued.***

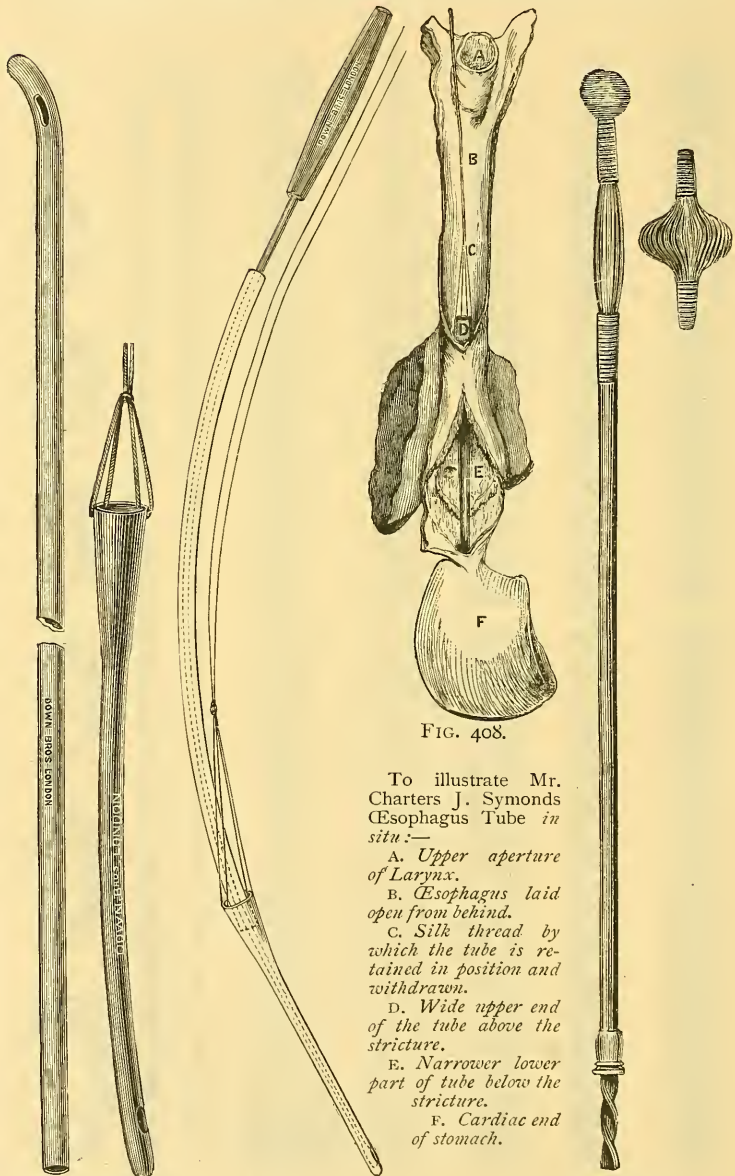


FIG. 405. FIG. 406.

FIG. 407.

FIG. 409.

FIG. 408.

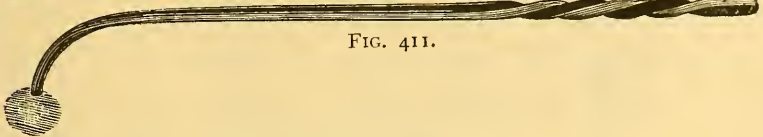
To illustrate Mr. Charters J. Symonds Œsophagus Tube *in situ* :—

- A. Upper aperture of Larynx.
- B. Œsophagus laid open from behind.
- C. Silk thread by which the tube is retained in position and withdrawn.
- D. Wide upper end of the tube above the stricture.
- E. Narrower lower part of tube below the stricture.
- F. Cardiac end of stomach.



**Stomach Pumps, Œsophagus Bougies, etc., continued.**

Probangs,—  
 Bristle (*Fig. 409*) . . . . . each £ s. d.  
 0 2 3

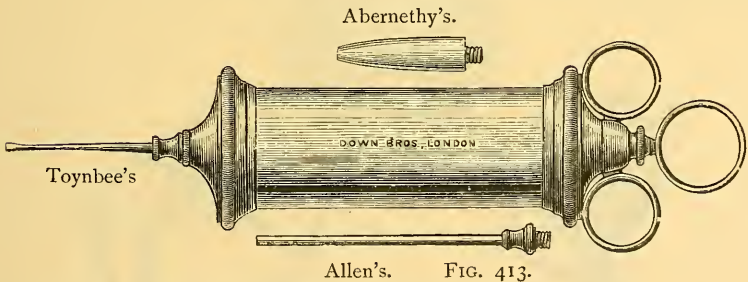


On whalebone stems, straight or curved (*Figs. 410 and 411*) . . . . . per doz. 0 16 6



With coin catcher (*Fig. 412*) . . . . . each 0 3 9

**EAR INSTRUMENTS.**



Brass Ear Syringes, fitted with Abernethy's (ivory or metal), Allen's, or Toynbee's Pipes, each, 1-OZ. 5s. 6d.; 2-OZ. 6s. 6d.; 3-OZ. 7s. 6d.; 4-OZ. 0 8 6  
 Ditto, with finger-rings (*Fig. 413*), ditto, each, 1-OZ. 6s. 6d.; 2-OZ. 7s. 6d.; 3-OZ. 8s. 6d.; 4-OZ. 0 9 6  
 Cases for ditto, each extra, 1-OZ. 3s. 6d.; 2-OZ. 4s.; 3-OZ. 4s.; 4-OZ. 0 4 0  
 Pewter Ear Syringes . . . . . each 0 1 9

Ear Instruments, *continued.*



FIG. 414.

Brass Ear Syringes, *continued.*—

	£	s.	d.
Soft, Conical, india-rubber ends to fit over Abernethy's pipes, for use with children, etc. ( <i>Fig. 414</i> ) . . . . .	0	1	6
Hartmann's Tubes, to attach to Ear Syringe, for removal of deposits in posterior, superior part of Tympanic Cavity and Mastoid process, each, vulcanite, 2s. 6d.; silver	0	5	6

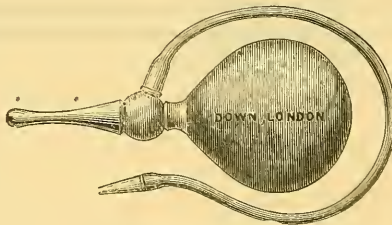


FIG. 415.

Ear Siphons ( <i>Fig. 415</i> ) . . . . .	in case, each	0	4	0
---	---------------	---	---	---

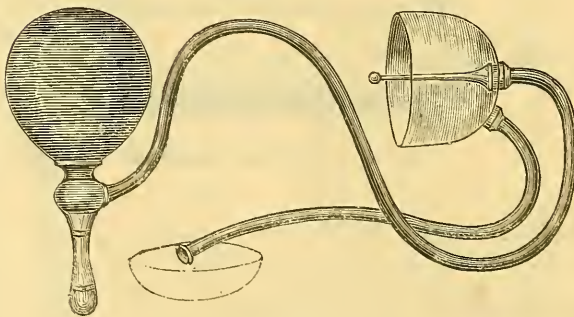


FIG. 416.

With glass chamber and waste-pipe ( <i>Fig. 416</i> ) . . . . .	each	0	10	0
Lucae's, for removing foreign bodies ( <i>Fig. 417</i> ) . . . . .	„	0	3	6

Ear Instruments, *continued.*

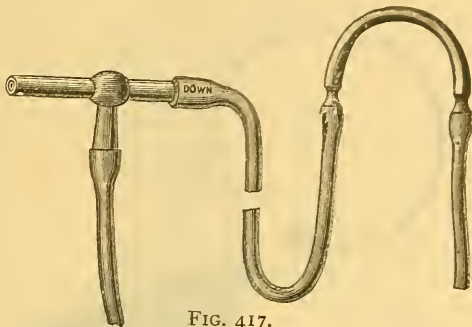


FIG. 417.




FIG. 418.

Ear Syringes, india-rubber (*Fig.* 418),

per doz., 1-oz., 17s. 6d.; 2-oz.

£ s. d.

1 0 0




FIG. 419.

Channels, etc.,—

Ear Channel (*Fig.* 419)

. . . . . each 0 1 6

Ear Instruments, *continued.*

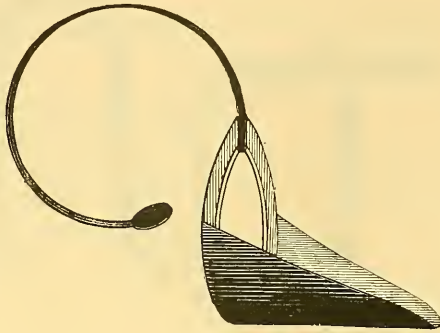


FIG. 420.

Channels, etc., *continued*,—

Ear Channel, with spring ( <i>Fig. 420</i> )	. . .	each	£	s.	d.
			0	3	6

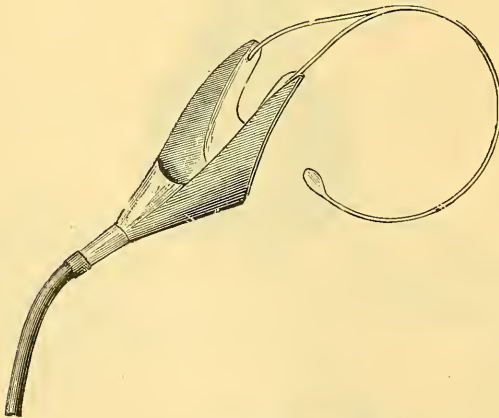


FIG. 421.

Ditto, ditto, and spout ( <i>Fig. 421</i> )	. . .	each	0	4	6
---	-------	------	---	---	---

Ear Instruments, *continued.*



FIG. 422.

Channels, etc., *continued.*—

	£	s.	d.
Gardiner Brown's Glass Ear Trough ( <i>Fig. 422</i> ) . . . . .	0	4	6
Ditto, ditto, with mahogany stand . . . . .	0	10	6




FIG. 423.




FIG. 424.

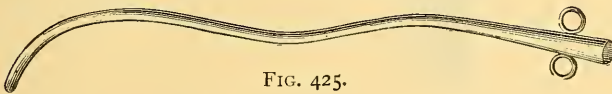


FIG. 425.

Eustachian Catheters,—

Kramer's ( <i>Figs. 423 and 424</i> ) each, vulcanite, 1s. 6d. ;			
plated, 2s. 9d. ; silver	0	5	6
Pilcher's ( <i>Fig. 425</i> ), each, vulcanite, 1s. 6d. ; plated,			
2s. 9d. ; silver	0	5	6

Ear Instruments, *continued.*




FIG. 426.



FIG. 427.

Eustachian Catheters, *continued,*—

	£	s.	d.
Purves' ( <i>Fig. 426</i> ), each, vulcanite, 1s. 6d.; plated, 2s. 9d.; silver . . . . .	o	5	6
Woakes', short silver . . . . . each	o	5	6
Elastic Gum ( <i>Fig. 427</i> ), for passing through any of the above . . . . . each	o	2	6
Vulcanite, with valve attached (for use with Politzer's apparatus) . . . . . each	o	3	o

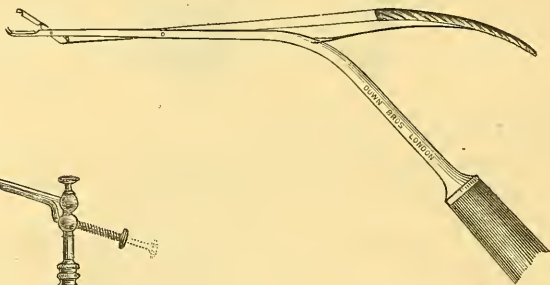


FIG. 429.




FIG. 428.

Forceps,—

Abbott's . . . . . each	o	7	6
Avery's Canula, for Polypi ( <i>Fig. 428</i> ) . . . . .	1	1	o
Duplay's ( <i>Fig. 429</i> ) . . . . .	o	15	6

Ear Instruments, *continued.*



FIG. 430.

Forceps, *continued*,—

Mathieu's, with slide (*Fig. 430*) . . . . . each £ s. d.  
 0 10 6



FIG. 431.

Morse's, with movable blades, for extracting foreign bodies (*Fig. 431*) . . . . . each 0 7 6




FIG. 432.

Politzer's (*Fig. 432*) . . . . . each 0 8 6



FIG. 433.

Purves' Fine Vulsellum, for seizing Polypi (*Fig. 433*),  
 each 0 8 6

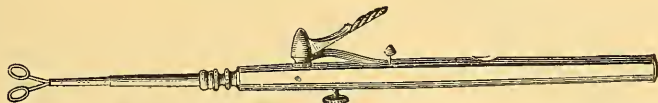


FIG. 434.

Toynbee's Canula, for Polypi (*Fig. 434*) . . . . . each 1 10 0

Ear Instruments, *continued.*

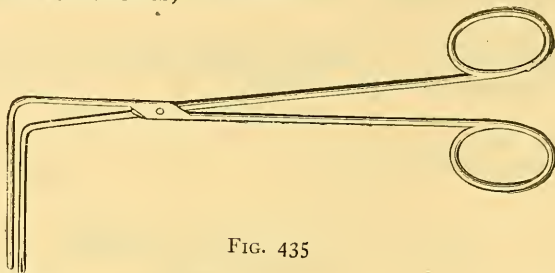


FIG. 435

Forceps, *continued*,—

Toynbee's rectangular (*Fig. 435*) . . . . .

each £ s. a.  
0 5 6.

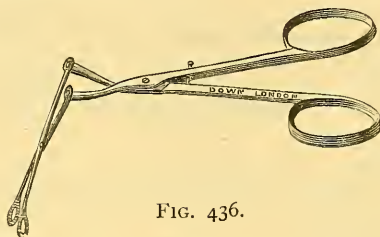


FIG. 436.

Toynbee's rectangular cross-action, with extra joint  
(*Fig. 436*) . . . . .

each 0 9 6

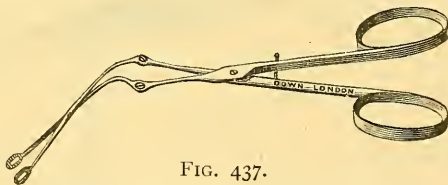


FIG. 437.

Toynbee's rectangular cross-action, improved joint  
(*Fig. 437*) . . . . .

each 0 12 6

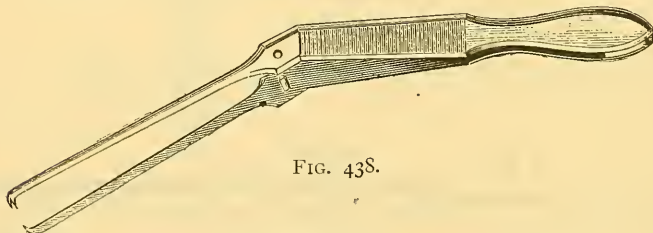


FIG. 438.

Wyld's Forceps, with serrated or tenaculum points  
(*Fig. 438*) . . . . .

each 0 4 0



Ear Instruments, *continued.*



FIG. 439.

Forceps, *continued.*—

	£	s.	d.
Yearsley's, for applying cotton wool . . . . . each	0	3	0
Ditto, ditto, with probe end ( <i>Fig. 439</i> ) . . . . . „	0	4	0
Ditto, 3 patterns, for Aural Polypi . . . . . „	0	3	9

*Nickel plated, 9d. each extra.*

Insufflators (*see pages 126, 507, and 508*).



FIG. 440.

Instruments for Removing Foreign Bodies, etc.,—

Double Screw Probe, for hard wax, etc. ( <i>Fig. 440</i> ), each	0	5	6
--	---	---	---

Forceps, *see above.*

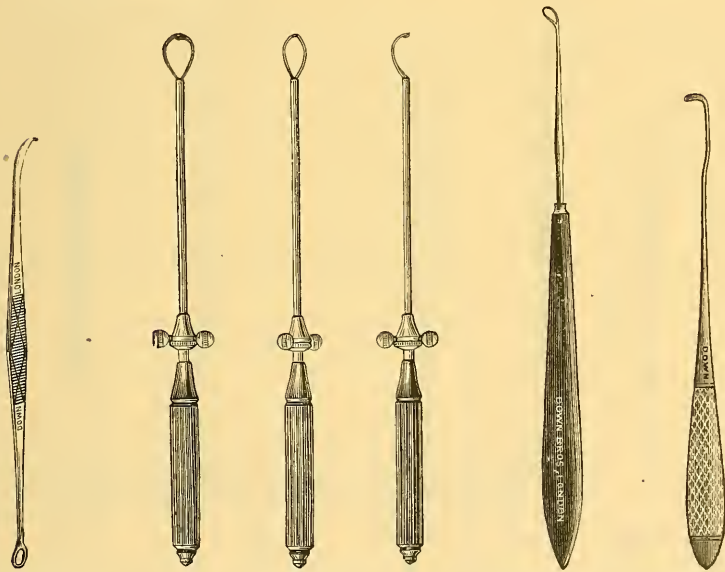


FIG. 441.

FIG. 442.

FIG. 443.

FIG. 444.

Gardiner Brown's Hook, ivory handle . . . . . each	0	4	6
Ditto, combined with Imray's Scoop ( <i>Fig. 441</i> ) . . . . . „	0	4	6
Gowan's Folding Loop ( <i>Fig. 442</i> ) . . . . . „	0	13	6
Imray's Ear Scoop ( <i>Fig. 443</i> ) . . . . . „	0	2	6
Ditto, with ivory handle . . . . . „	0	4	6
Lister's Hook, for hard wax ( <i>Fig. 444</i> ) . . . . . „	0	2	0

Ear Instruments, *continued.*




FIG 445.

Instruments for Removing Foreign Bodies, *continued,—*

Perks' Double Instrument, consisting of hook and  
 corkscrew hook (*Fig. 445*) . . . . . each £ s. d.  
 o 4 6




FIG. 446. FIG. 447. FIG. 448. FIG. 449. FIG. 450.

Purves' Corkscrew Probe (*Fig. 446*) . . . . . each o 2 o  
 Ditto, ditto and Presser, for adjusting artificial tym-  
 pani (*Fig. 447*) . . . . . each o 4 6  
 Ditto, Steel Ear Drill and Lever, for hard bodies ,, o 5 6  
 Ditto, Sharp Hook (*Fig. 448*) . . . . . ,, o 4 6  
 Ditto, ditto, curved (*Fig. 449*) . . . . . ,, o 4 6  
 Silver Scoop and Screw Probe, combined (*Fig. 450*) ,, o 6 6

Ear Instruments, *continued.*

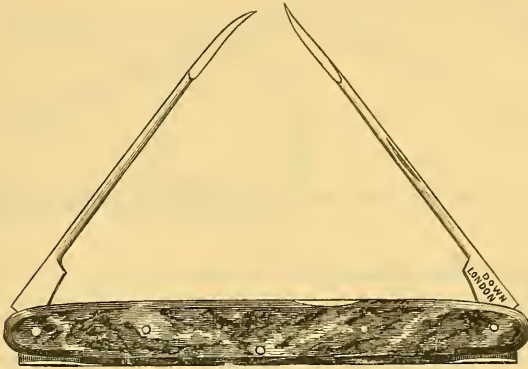


FIG. 451.

Knives for Paracentesis, etc.,---

Gruber's ( <i>Fig. 451</i> ) . . . . .	each	£	s.	d.
		0	10	0

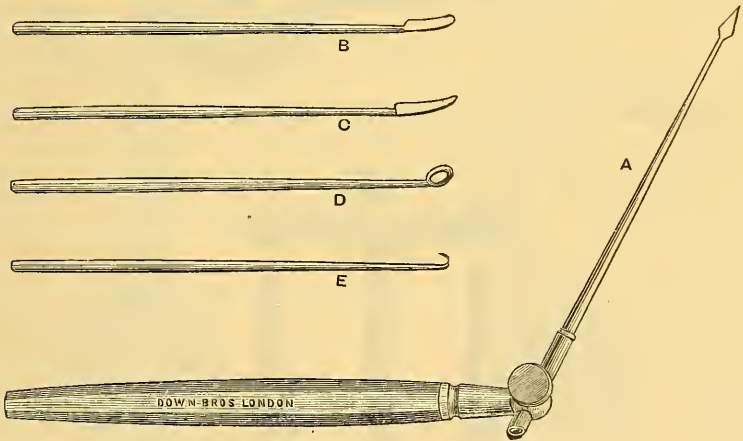
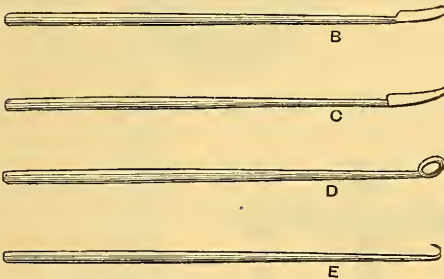


FIG. 452.

Hartmann's Set, consisting of Curette, Hook, Sharp and Blunt Curved Knives, and Myringotome, fitting one handle (*Fig. 452*). . . . . in case

1 1 0



FIG. 453

Hinton's Myringotome (*Fig. 453*). . . . . each 0 2 6

Ear Instruments, *continued.*



FIG. 454.



FIG. 455.

Knives for Paracentesis, etc., *continued,*—

£ s. d.

Prout's Knife and Director, for detachment of Adhesions

(Figs. 454 and 455) . . . . . 0 12 6

Weber-Liel's Tenotome . . . . . each 1 1 0

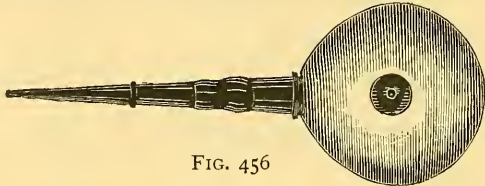


FIG. 456

Insufflators, for powders (Fig. 456) . . . . . each 0 2 6

*See also pages 507, 508.*

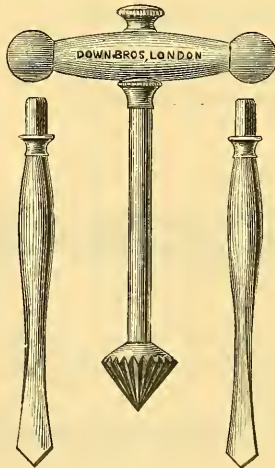


FIG. 457.

Mastoid Drills, Buck's (Fig. 457), per set of three, each 1 1 0

Ear Instruments, *continued.*

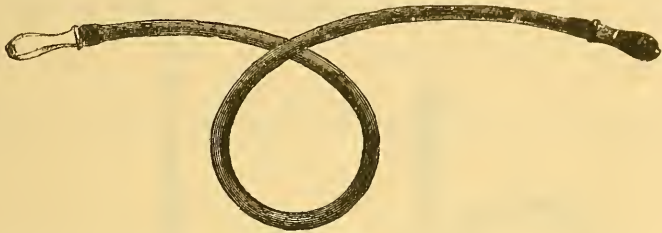


FIG. 458.

Otoscope, or Auscultation Tube, Toynbee's (Fig. 458), each 

£	s.	d.
0	3	0




FIG. 459.

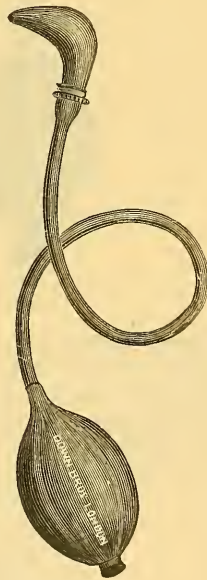


FIG. 460.

Politzerisation Apparatus,—

Allen's, with valved mount and double nasal pads (Fig. 459) . . . . . each	0 10 6
India-rubber tube and mounts, for attaching Catheter to same . . . . . each	0 2 0
Gardiner Brown's, directs the stream of air backwards, and effectually plugs the nostril (Fig. 460) . each	0 5 6
Keene's Vapour Box, containing sponge for application of volatile fluids, fitted for attachment to Allen's or Politzer's apparatus . . . . . each	0 4 0

Ear Instruments, *continued.*

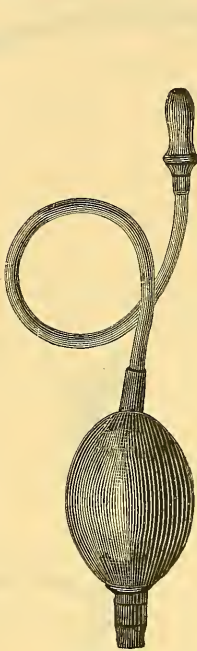


FIG. 461.




FIG. 462.

Politzerisation Apparatus, *continued.*—

	£	s	d.
Lennox Brown's ( <i>Fig.</i> 461) . . . . . each	0	5	6
Politzer's, with Catheter attached ( <i>Fig.</i> 462). . . . . „	0	8	0
Plain India-rubber Bottles, with conical mounts (without valves) . . . . . each	0	5	0
Rauschke's, with double vulcanite nose pieces . . . . . „	0	7	6

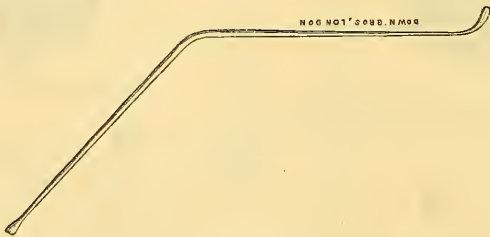


FIG. 463.

Probes,—

Hartmann's Silver ( <i>Fig.</i> 463) . . . . . each	0	3	0
---	---	---	---

Ear Instruments, *continued.*

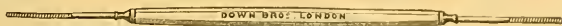


FIG. 464.

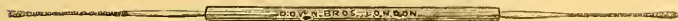


FIG. 465.



FIG. 466.

Probes, *continued,*—

		£	s.	d.
Macnaughton Jones', silver ( <i>Fig. 464</i> )	. . . each	0	6	6
Roughened ends, ditto ( <i>Fig. 465</i> ).	. . . „	0	4	6
Whalebone ( <i>Fig. 466</i> ).	. . . „	0	1	0

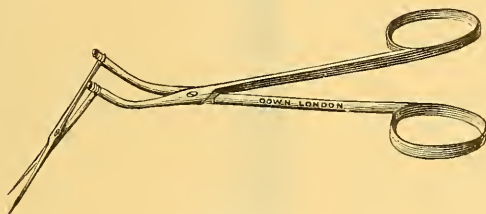


FIG. 467.

Scissors, Purves' Rectangular ( <i>Fig. 467</i> )	. . . per pair	1	1	0
Snares ( <i>see pages 149-151</i> ).				




FIG. 468.

Specula and Reflecting Mirrors,—

Reflecting Mirrors,—

Baber's Pocket Reflector, with plane and concave surfaces ( <i>Fig. 468</i> )	. . . . . each	0	15	6
---	----------------	---	----	---


Ear Instruments, *continued.*

FIG. 469.

Reflecting Mirrors, *continued,*—

Gardiner Brown's, with oval hole (*Fig. 469*). . each

£ s. d.  
0 11 6




FIG. 470.



Ear Instruments, *continued.*

Reflecting Mirrors, *continued.*—

Purves', with head band (*Fig.* 470) . . . . . each £ s. d.  
 0 15 6

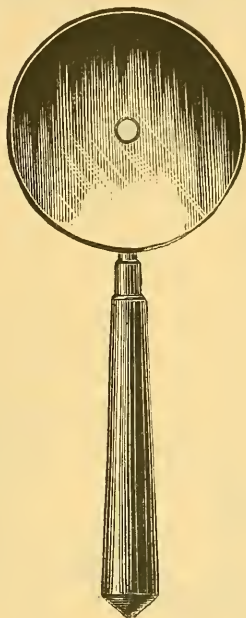


FIG. 471.

Troeltsch's (*Fig.* 471) . . . . . each 0 10 6




FIG. 472.

Specula,—

Baber's (*Fig.* 472), per set of 3, plated 12s. 6d.; silver 1 1 0

Ear Instruments, *continued.*

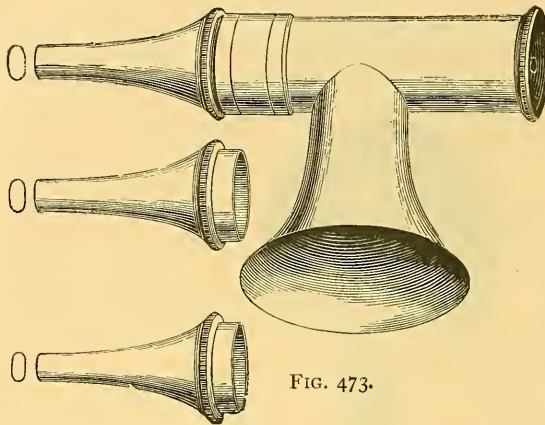


FIG. 473.

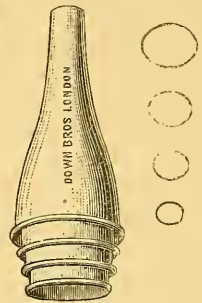


FIG. 474.

Specula, *continued.*—

Brunton's Auriscope, with set of 3 Specula (*Fig. 473*)

£ s. d.

in case 1 2 0

Gruber's (*Fig. 474*), per set of 4, vulcanite, 5s. ; plated

0 12 6

Ditto, set of 4, plated, with Gardiner Brown's Reflecting Mirror . . . . . in case

1 8 6

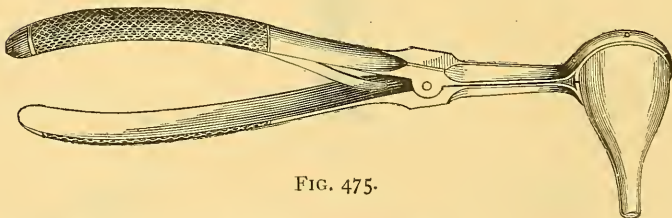


FIG. 475.

Kramer's (*Fig. 475*), with spring handles . . . each 0 8 0

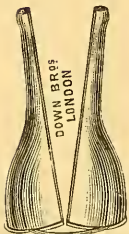


FIG. 476.

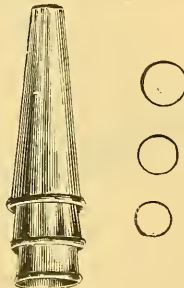


FIG. 477.

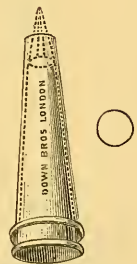


FIG. 478.

Ear Instruments, *continued.*

Specula, *continued.*—

	£	s.	d.
Lucas's Spring Dilating ( <i>Fig. 476</i> ), each, plated,	5s.	6d.	
silver	o	8	6
Miot's, with Reflector, in case . . . . . each	o	15	o
Purves' ( <i>Fig. 477</i> ), with improved rounded ends, per set			
of 3, plated,	7s.	6d.	
silver	o	15	6
Purves', set of 3, with mirror and head band, in case,			
plated,	27s.	6d.	
silver	1	15	6
Purves', ditto, with Troeltsch's Mirror in case, plated,			
23s.	6d.		
silver	1	11	6
Purves', short, for operation, per set of 3, plated,			
7s.	6d.		
silver	o	15	6
Purves' Magnifying ( <i>Fig. 478</i> ), each, plated,	10s.	6d.	
silver	o	15	6

*The inner lining of Fig. 478, containing the lens, is made shorter, so as not to diminish the lumen at the end. This can be removed, leaving the outer sheath in situ.*

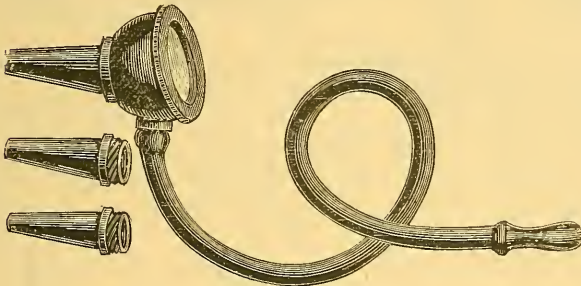


FIG. 479.

Siegle's Vulcanite Pneumatic (*Fig. 479*), each, 10s. 6d. ;  
with set of 3 ends o 15 6

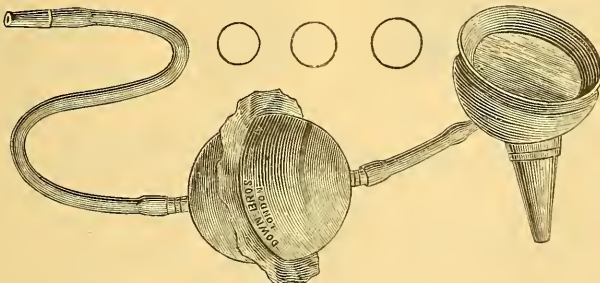


FIG. 480.

Ear Instruments, *continued.*

Specula, *continued.*—

	£	s.	d.
Siegle's Vulcanite Pneumatic, fitted with Gardiner Brown's Elastic Diaphragm, to avoid dimming of the glass by the breath ( <i>Fig. 480</i> ) . . . . .	0	5	0
Ditto, ditto, fitted with Baber's Inflating Collars, per set, extra . . . . .	0	4	6




FIG. 481.

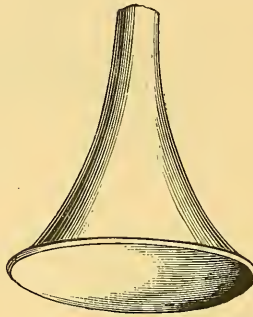


FIG. 482.

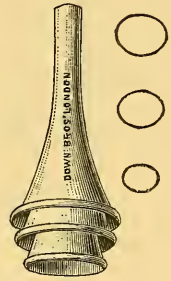


FIG. 483.

Toynbee's ( <i>Fig. 481</i> ), per set of 3 plated, 9s. 6d. ; silver . . . . .	0	19	0
Ditto, with expanded ends ( <i>Fig. 482</i> ), per set of 3, plated . . . . .	0	12	0
Turner's, oval at small end, ditto, ditto ( <i>Fig. 483</i> ), plated, 9s. 6d. ; silver . . . . .	0	19	0

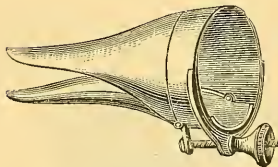


FIG. 484.

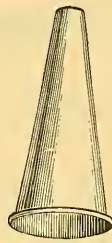


FIG. 485.

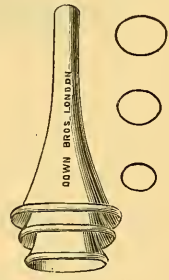


FIG. 486.

Vulcanite . . . . . per set of 3 . . . . .	0	2	6
Woakes' Screw Dilating ( <i>Fig. 484</i> ), each, plated, 8s. 6d. ; silver . . . . .	0	12	6
Wylde's ( <i>Fig. 485</i> ) per set of 3, plated, 7s. 6d. ; silver . . . . .	0	15	0
Yearsley's, oval at both ends ( <i>Fig. 486</i> ), per set of 3, plated, 9s. 6a. ; silver . . . . .	0	19	0
Cases for sets of 3 Ear Speculums . . . . . each . . . . .	0	2	0

Ear Instruments, *continued.*

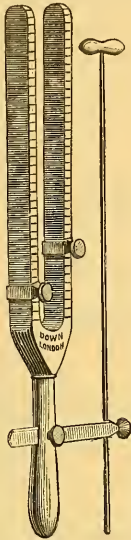


FIG. 487.

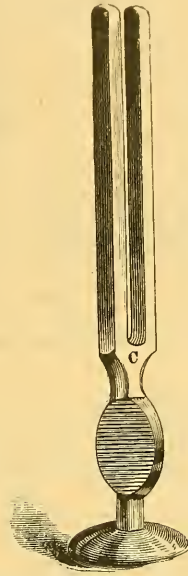


FIG. 488.

Tuning Forks,—

		£	s.	d.
Blake's ( <i>Fig. 487</i> )	. . . . . each	1	2	6
Gardiner Brown's ( <i>Fig. 488</i> )	. . . . . „	0	8	6



FIG. 489.



FIG. 490.

Tympanums,—

Field's ( <i>Fig. 489</i> )	. . . . . each	0	2	0
Toynebee's ( <i>Fig. 490</i> )	. . . . . „	0	1	0
Yearsley's Cotton Wool	. . . . . per box	0	1	0

HEARING INSTRUMENTS.



FIG. 491.

Artificial Sound Magnifiers,—

	£	s.	d.
Gardiner Brown's, vulcanite. . . . . each	0	2	0
Silver ( <i>Fig. 491</i> ). . . . . per pair, in case	0	7	6



FIG. 492.

Conversation Tubes,—

Common, for hospital use, 3 feet long . . . . . per doz.	1	10	0
Mohair Tubes ( <i>Fig. 492</i> ), with ebony mounts,			
each, 3 feet, 7s. 6d. ; 4 feet	0	9	0
Silk Tubes, with ebony mounts, each, 3 feet, 9s. ; 4 feet	0	11	0



FIG. 493.

Tapering Mohair Tubes (*Fig. 493*), with ebony mounts, 4 feet long . . . . . each

Ditto Silk Tubes, with ebony mounts, 4 feet long	0	17	6
Ditto, ditto, with ivory mounts, 4 feet long	1	1	0
	2	2	0

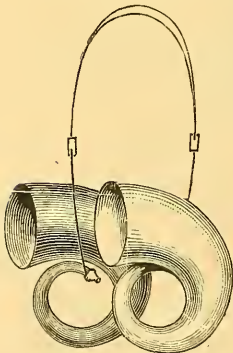


FIG. 494.

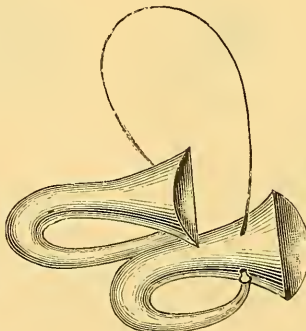


FIG. 495.

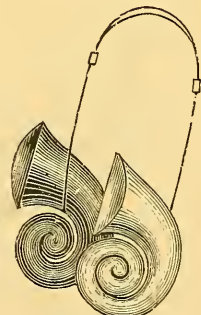


FIG. 496.

Hearing Instruments, *continued.*

Cornets, for constant wear,—	£ s. d.
With head spring ( <i>Fig. 494</i> ), in three sizes, per pair, bronzed, 8s. 6d.; covered in black	o 10 6
Ditto ( <i>Fig. 495</i> ), in three sizes, per pair, bronzed, 9s. 6d.; covered in black	o 11 6
Ditto ( <i>Fig. 496</i> ), in three sizes, per pair, bronzed 8s. 6d.; covered in black	o 10 6



FIG. 497.

Trumpets,—	<i>No. 1. No. 2. No. 3. No. 4.</i>
( <i>Fig. 497</i> ), Conical, light japanned, 4 sizes, each	2/3 2/6 2/9 3/-

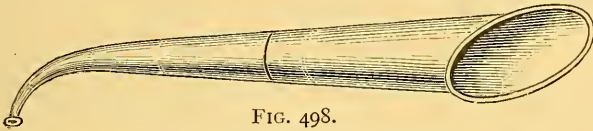


FIG. 498.

( <i>Fig. 498</i> ), Conical, light japanned, jointed, 2 sizes . . . . .	each 3/3 3/6
---	--------------

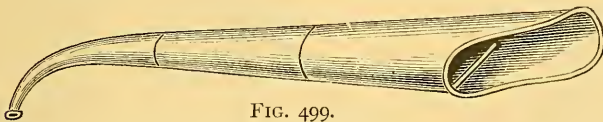


FIG. 499.

( <i>Fig. 499</i> ), Conical, light japanned, 2 joints, 3 sizes . . . . .	each 4/6 5/3 6/-
--	------------------



FIG. 500.

( <i>Fig. 500</i> ), Conical, light japanned, 2 sizes, each	3/- 4/-
---	---------



FIG. 501.

( <i>Fig. 501</i> ), Conical, light japanned, jointed, 3 sizes . . . . .	each 6/- 7/- 8/-
---	------------------

Hearing Instruments, *continued.*



FIG. 502.



FIG. 503.

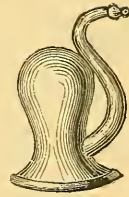


FIG. 504.

Trumpets, *continued,—*

	No. 1.	No. 2.	No. 3.	No. 4.
(Fig. 502), Egg-shaped, light japanned, 4 sizes, each	5/9	6/6	7/3	8/-
"    "    dark bronzed, "    "	9/6	10/6	12/-	13/6
"    Ditto, electro-plated and engraved,	4 sizes, each			
	15/-	16/6	18/6	20/-
(Fig. 503), Ditto, with expanded end, light japanned, 4 sizes, each	6/6	8/-	9/6	11/-
"    Ditto, ditto, dark bronzed, "    "	10/6	12/-	13/6	15/-
"    Ditto, ditto, plated and engraved,	4 sizes, each			
	16/-	18/-	20/-	22/-
(Fig. 504), Ditto, ditto, dark bronzed, 3 sizes, each	16/-	18/6	21/-	
"    Ditto, electro-plated and engraved,	3 sizes, each			
	30/-	35/-	40/-	




FIG. 505.

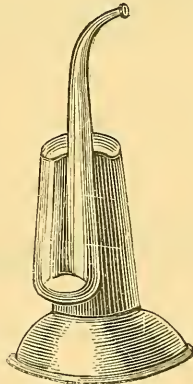


FIG. 506.



FIG. 507.

(Fig. 505), Light japanned, 4 sizes, each	7/6	9/6	10/6	12/6
(Fig. 506), "    "    4 sizes, "    "	7/-	8/6	10/-	12/-
(Fig. 507), "    "    2 sizes, "    "	5/-	5/6		
(Fig. 508), "    "    4 sizes, "    "	7/-	8/-	9/-	10/-



Hearing Instruments, *continued.*

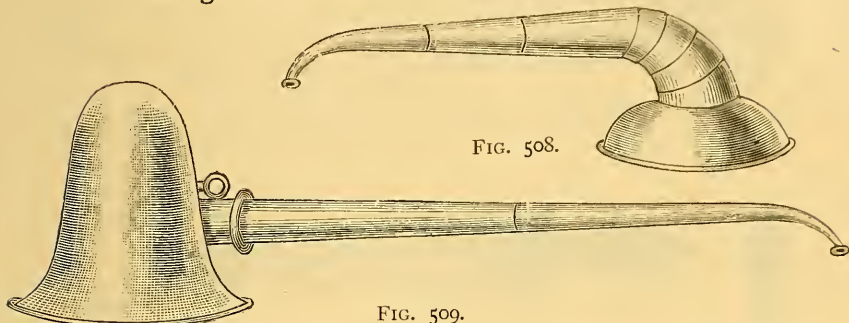


FIG. 508.

FIG. 509.

Trumpets, *continued.*—

(Fig. 509), Light japanned, 3 sizes . . .

	No. 1.	No. 2.	No. 3.
each	7/6	10/-	12/-

NOSE INSTRUMENTS.

Bougies, Mackenzie's, oval, in 7 sizes, for diagnosis and treatment . . . . . each

Ditto, Stoker's, hollowed on one side . . . . . „

£ s. d.

0 1 6  
0 2 0




FIG. 510.

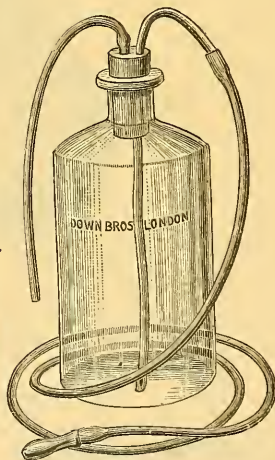


FIG. 511.

Douches and Syringes,—

Douches,—

Siphon, plain (Fig. 510), with glass or vulcanite pipe . . . . . each

0 3 0

Nose Instruments, *continued.*

Douches, <i>continued</i> ,—		£	s.	d.
Siphon, with stopcock and mounts for Eye and Nose	each	0	5	6
Ditto, ditto, ditto, with Japanned tin reservoir . . .	„	0	6	9
Wray's ( <i>Fig. 511</i> ) . . . . .	each, common, 3s.; best	0	4	6



FIG. 512.




FIG. 514.




FIG. 513.

## Syringes,—

Glass with vulcanite mounts ( <i>Fig. 512</i> ) . . . . .	each	0	2	6
India-rubber, 2 oz., with bone pipe ( <i>Fig. 513</i> ) . . . . .	„	0	2	6
Politzer's, 2 oz. ( <i>Fig. 514</i> ) . . . . .	„	0	4	6



FIG. 515.

Lennox Brown's Post Nasal ( <i>Fig. 515</i> )	each, 5s.; in case	0	8	6
---	--------------------	---	---	---

Nose Instruments, *continued.*

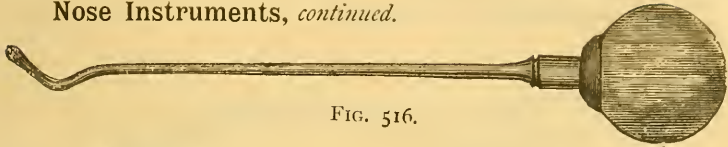


FIG. 516.

Syringes, *continued.*—

Lennox Brown's Post Nasal, with india-rubber ball  
(Fig. 516) . . . . . each

£	s.	d.
0	5	0



FIG. 517.

Post Nasal, with india-rubber ball and tube, for self  
use (Fig. 517) . . . . . each

0	6	6
---	---	---




FIG. 518.

Epistaxis Instruments,—

Belloc's Canula (Fig. 518) .

each, plated, 5s. ; silver 0 7 6

Nose Instruments, *continued.*

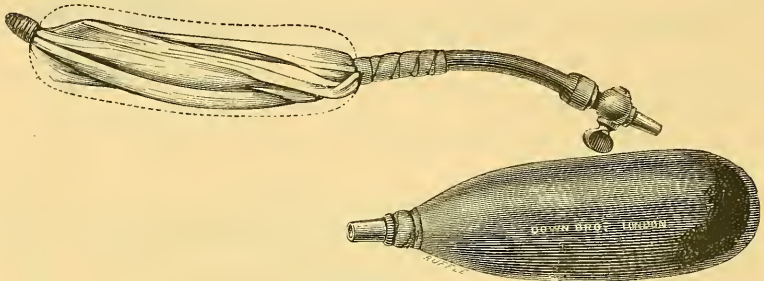


FIG. 519.

Epistaxis Instruments, *continued.*—

		£	s.	d.
Cooper Rose's Inflating Plug ( <i>Fig. 519</i> )	each	0	5	6
Improved, fiddle shaped, ditto	„	0	6	6

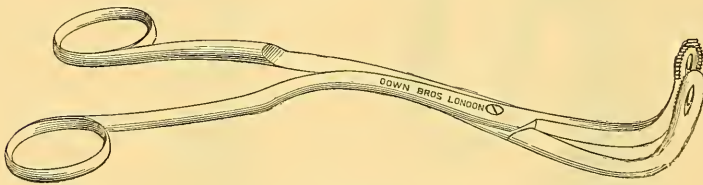


FIG. 520.

Forceps, etc., for Removing Adenoid Growths of Naso-pharynx,—

Catti's Forceps, with serrated ends ( <i>Fig. 520</i> )	each	0	10	6
---	------	---	----	---




FIG. 521.




FIG. 524.

Dalby's Scraper, for use at end of finger ( <i>Fig. 521</i> ),	each	0	5	6
--	------	---	---	---



FIG. 522.

Golding-Bird's Scraper ( <i>Fig. 522</i> )	each	0	10	6
--	------	---	----	---

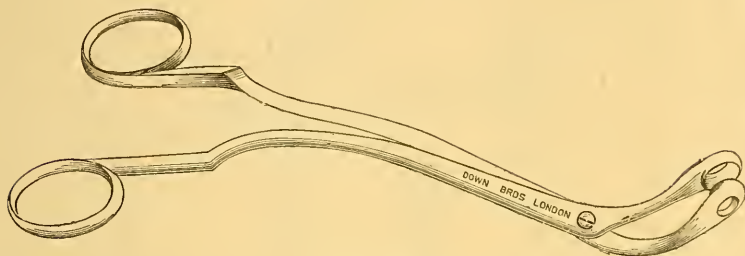
Nose Instruments, *continued.*

FIG. 523.

Forceps, etc., *continued*,—

	£	s.	d.
Hovell's Forceps ( <i>Fig. 523</i> ). . . . .	0	13	6
Lennox Brown's Finger Guard, with movable curette and sharp spoon ( <i>Fig. 524</i> ) . . . . .	0	15	6

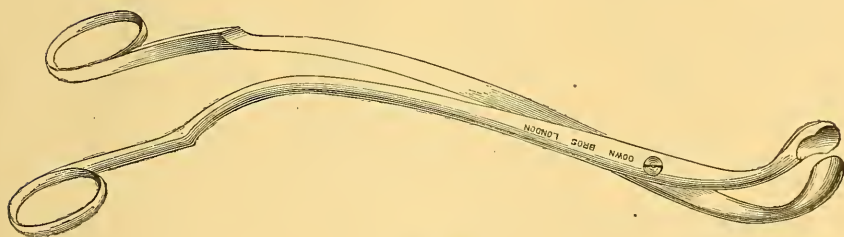


FIG. 525.

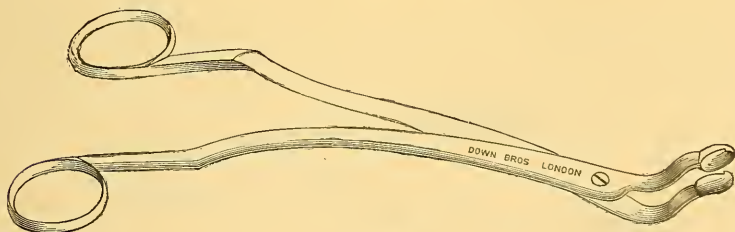
Lowenberg's Forceps, with cutting edges (*Fig. 525*) each 0 10 6

FIG. 526.

Woakes' Forceps (*Fig. 526*) . . . . . each 0 13 6  
*Nickel plated, 1s. each extra.*

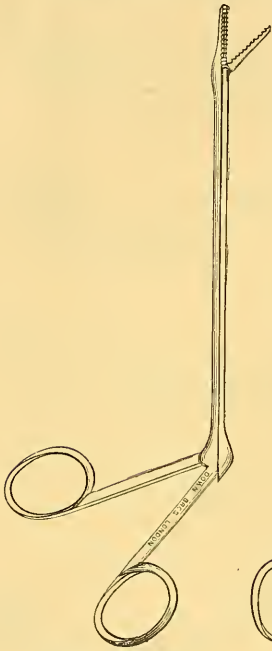
Nose Instruments, *continued.*

FIG. 527.

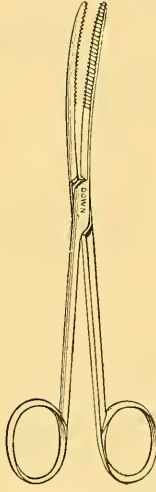


FIG. 528.



FIG. 529.

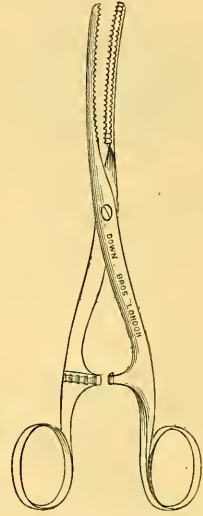


FIG. 530.

## Forceps for Polypus, etc.,—

		£	s.	d.
Crocodile Mouth, for small polypi ( <i>Fig. 527</i> )	. each	0	15	0
Curved, fine, medium, or strong ( <i>Fig. 528</i> )	. „	0	5	6
Ditto, cross action, medium, or strong ( <i>Fig. 529</i> )	. „	0	6	6
Ditto, with rack ( <i>Fig. 530</i> ), two sizes, each, 8s. 6d. and		0	9	6

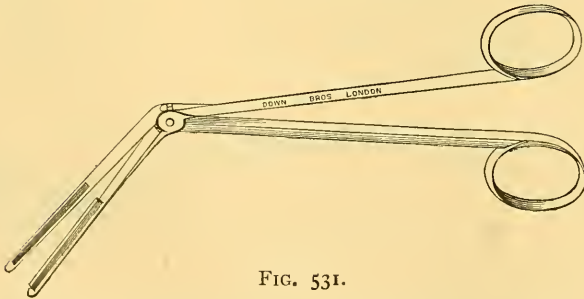


FIG. 531.

Mackenzie's Punch Polypus Forceps (*Fig. 531*) . each 0 8 6

Nose Instruments, *continued.*

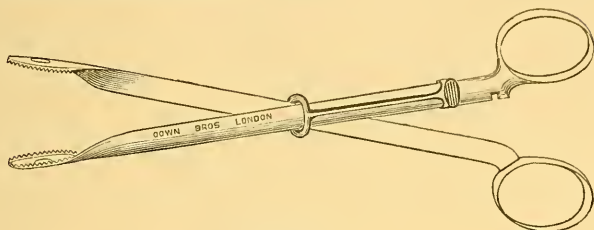


FIG. 532.

Forceps for Polypus, etc., *continued*,—

Straight, strong, with slide catch (*Fig. 532*), two sizes, each  $\text{£ } 10 \text{ s. } 6 \text{ d.}$   
*Nickel plated, 1s. each extra.*



FIG. 533.

Hooks, Baber's, for seizing polypus and holding while wire is passed (*Fig. 533*) . . . . . each  $0 \text{ s. } 2 \text{ d.}$

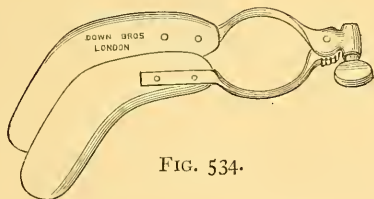


FIG. 534.

Instruments for Deformities and Injuries of Nose,—

Adams' Instrument, with screw adjustment, for straightening septum (*Fig. 534*) . . . . . each  $0 \text{ s. } 12 \text{ d. } 6$   
 Ditto Ivory Plates . . . . . per pair  $0 \text{ s. } 4 \text{ d. } 0$

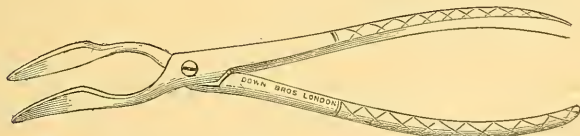


FIG. 535.

Ditto Forceps, for forcibly straightening septum (*Fig. 535*) . . . . . each  $0 \text{ s. } 10 \text{ d. } 6$

Nose Instruments, *continued.*

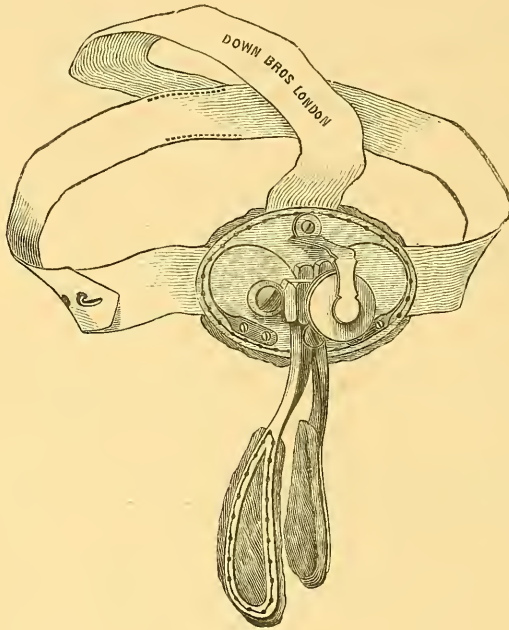


FIG. 536.

Instruments for Deformities, etc., <i>continued</i> ,—	£	s.	d.
Maunder's Instrument for straightening septum . . . . .	0	10	6
Screw Instrument, for constant wear, for correcting deformity of nose ( <i>Fig. 536</i> ) . . . . .	2	2	0

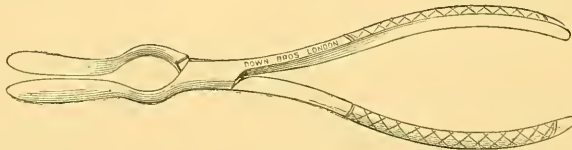


FIG. 537.

Walsham's Forceps for forcibly straightening septum ( <i>Fig. 537</i> ) . . . . .	each	0	10	6
Walsham's Vulcanite Nose Plugs. . . . .	per pair	0	3	6



Nose Instruments, *continued.*

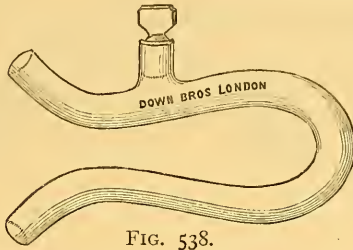


FIG. 538.

Insufflators (*see also pages 299 and 507*),—

£ s. d.

Bryant's Glass, for self-administration of alum (*Fig. 538*)

each 0 2 6



FIG. 539.

Palate Lever, American pattern, as used by Mr. Cresswell Baber (*Fig. 539*) . . . . .

each 0 10 6

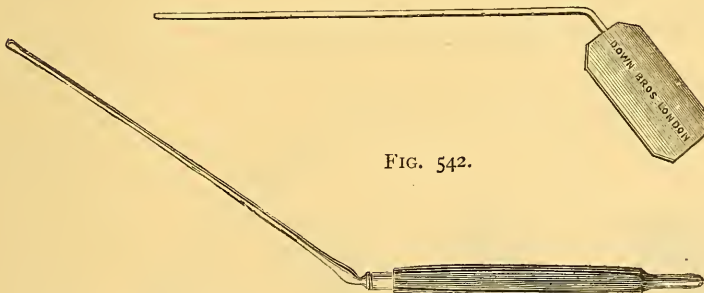


FIG. 542.

FIG. 540.



FIG. 541.

Probes (*Figs. 540 and 541*) . . . . .  
Baber's (*Fig. 542*) . . . . .

each 2s. 6d. and

0 3 6

. . . . . each

0 1 6

Nose Instruments, *continued.*

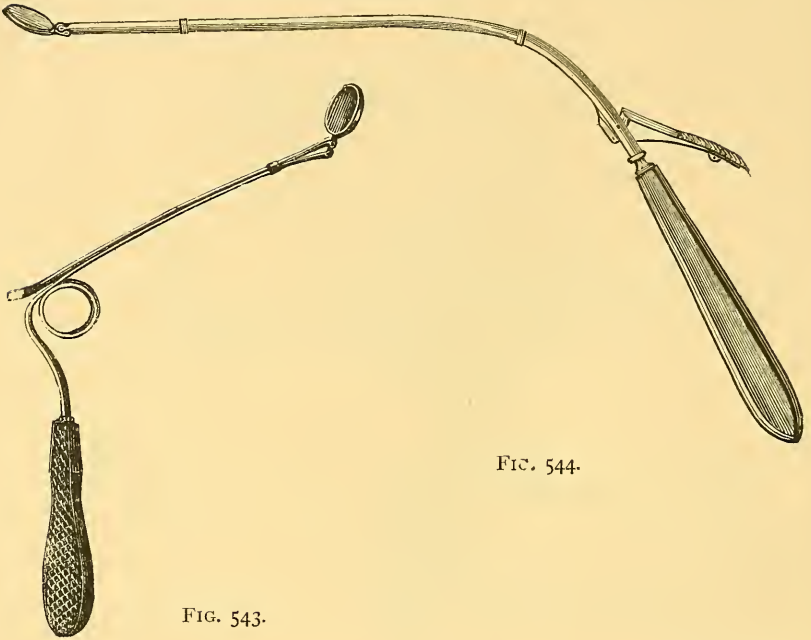


FIG. 543.

FIG. 544.

			£	s.	d.
Rhinoscopes, Frankel's ( <i>Fig. 543</i> )	.	.	.	each	0 10 6
Michel's ( <i>Fig. 544</i> )	.	.	.	„	0 13 6

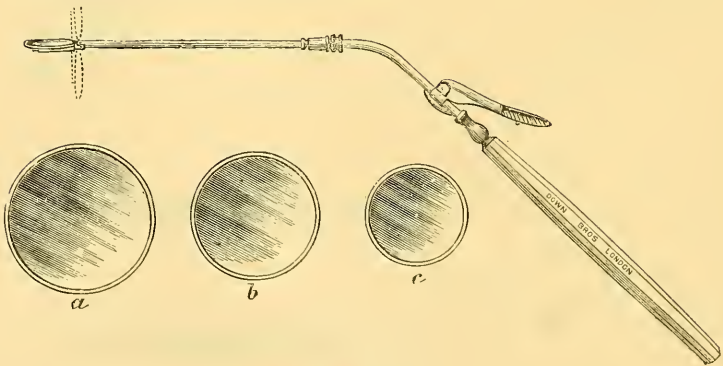


FIG. 545.

Revolving, with Mirrors of three sizes (*Fig. 545*). each 1 10 0

Nose Instruments, *continued.*

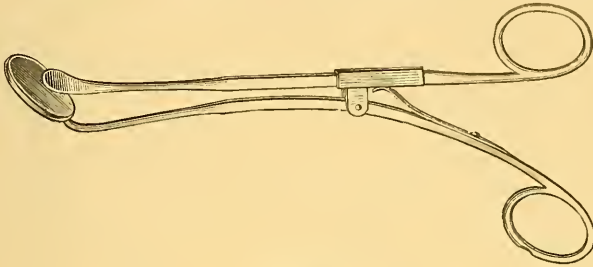


FIG. 546.

Rhinoscopes, *continued.*—

Störck's, with palate lever (*Fig.* 546) . . . each £ s. d.  
 0 12 0

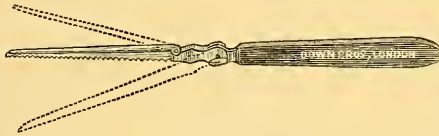


FIG. 547.

Saw, Hunter Mackenzie's, to fix at any angle (*Fig.* 547)

each 0 12 6

Scissors,—

Lucas's "Grape Scissors," for removal of polypi . . . , 0 15 6



FIG. 548.

Spatula, Allen's (*Fig.* 548)

. . . . . each 0 4 6

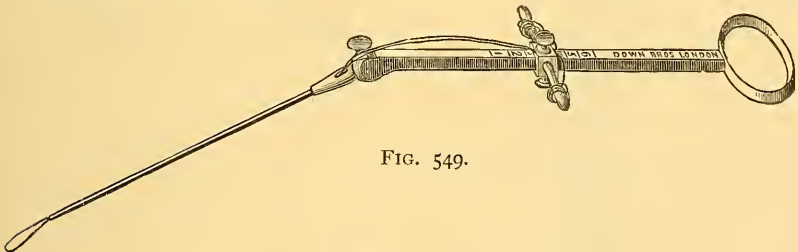


FIG. 549.

Snares, etc.,—

Canulas, silver, curved or straight . . . . . each 0 7 0

Baber's (*Fig.* 549) . . . . . ,, 1 8 6

Nose Instruments, *continued.*

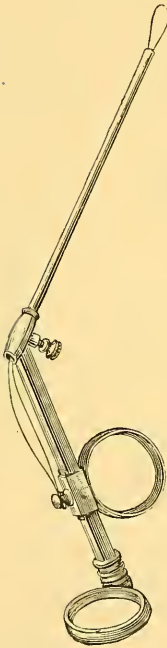


FIG. 550.

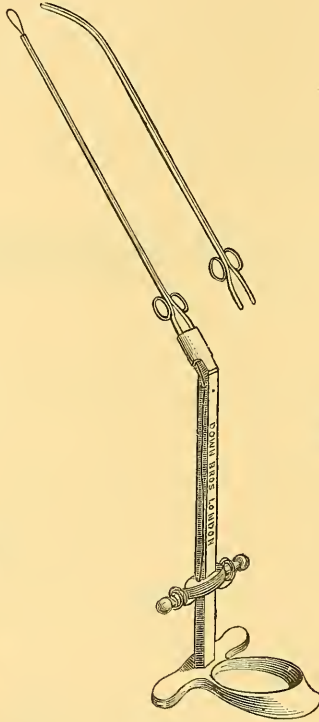


FIG. 551.

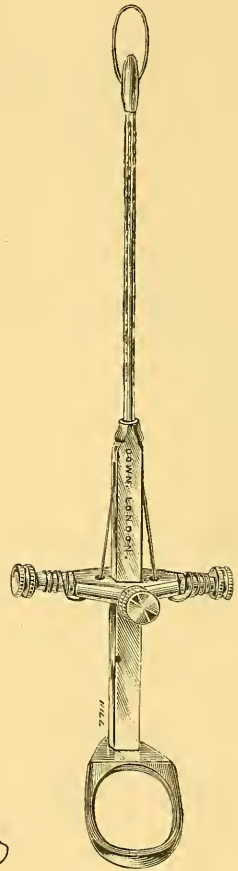


FIG. 552.

Snares, etc., *continued.*—

	£	s.	d.
Blake's, nickel plated ( <i>Fig. 550</i> ) . . . . .	0	10	6
Bryant's ( <i>Fig. 551</i> ) . . . . .	1	5	0
Golding-Bird's ( <i>Fig. 552</i> ) . . . . .	0	17	6
Hilton's, to fix at any angle ( <i>Fig. 553</i> ). . . . .	1	2	6
Keene's ( <i>Fig. 554</i> ) . . . . .	0	12	6
Woakes' ( <i>Fig. 555</i> ) . . . . .	1	5	6

Nose Instruments, *continued.*

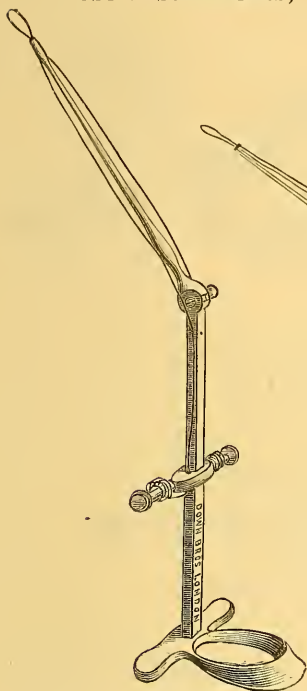


FIG. 553.

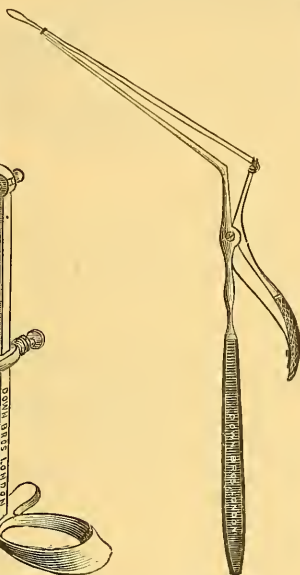


FIG. 554.

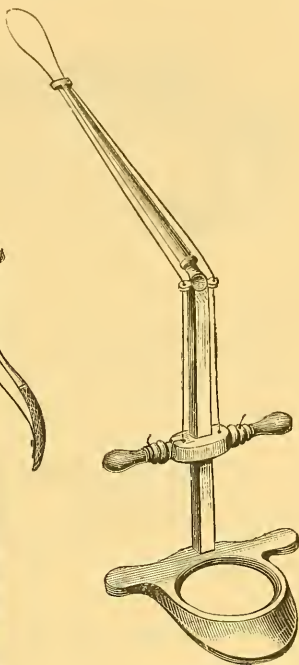


FIG. 556.

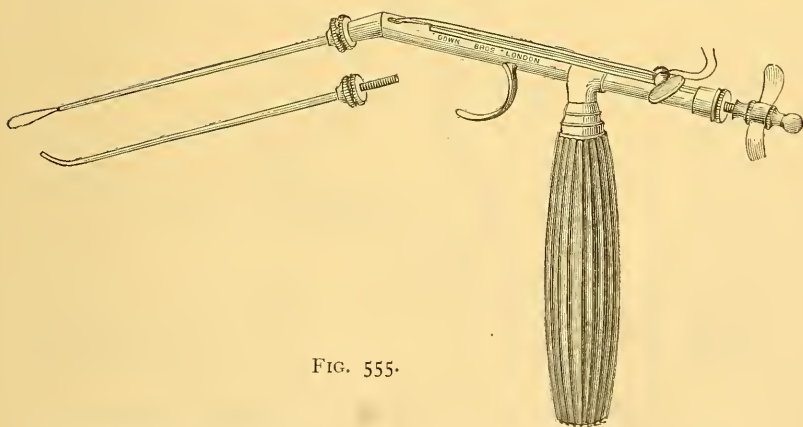


FIG. 555.

Snares, etc., *continued*,—

Wylde's (*Fig. 556*) . . . . . each

£ s. d.  
0 14 0

Nose Instruments, *continued.*

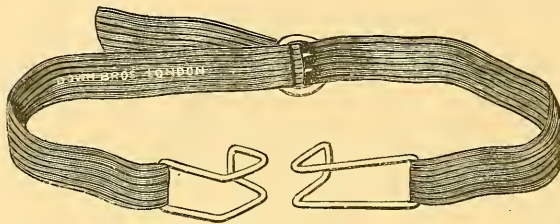


FIG. 557.

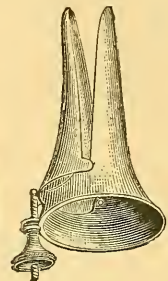


FIG. 558.

Specula,—

	£	s.	d.
Baber's Self-retaining Wire Speculum ( <i>Fig. 557</i> ) . . . . .	each	0	4 6
Duplay's, modified by Dr. Terrier ( <i>Fig. 558</i> ) . . . . .	„	0	6 9
Ditto, ditto, fenestrated . . . . .	„	0	8 6

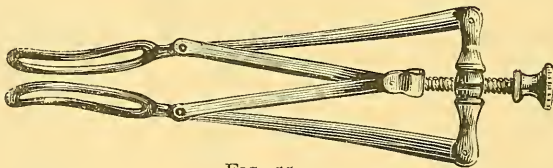


FIG. 559.

Frankel's ( <i>Fig. 559</i> ) . . . . .	each	0	5 3
---	------	---	-----

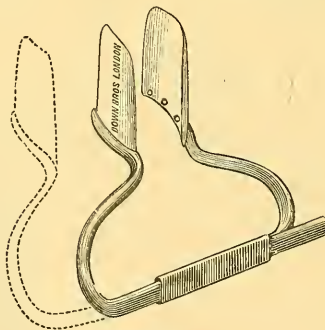


FIG. 560.

Lennox Brown's ( <i>Fig. 560</i> ) . . . . .	each	0	8 6
Lucas's ( <i>Fig. 561</i> ) . . . . .	„	0	7 6

"The speculum that I have been in the habit of using for some years is one made for me by Messrs. Down Bros., of which the annexed is an engraving.

"It is made on the principle of Fraenkel's wire dilator, having a screw to regulate the dilatation. It is light and port-

Nose Instruments, *continued.*

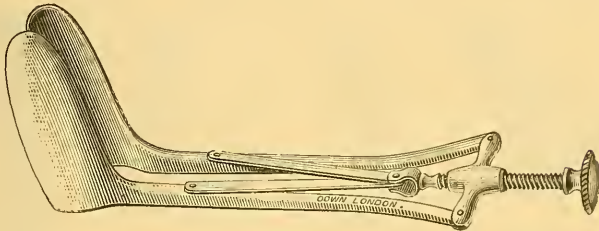


FIG. 561.

Specula, *continued.*—

£ s. d.

able, gives a good reflection from its valves, and is self-retaining, thus enabling the operator to do without assistance. It is very efficient for adults and children above five or six. For very young children there is a still more effective instrument, made by the same makers, and originally intended for the ear (Fig. 476, page 132). It is a bi-valve ear-speculum, which opens and retains itself by means of two small lateral springs. This can be inserted without pain into the nostril of a very young child, and yields a good light."—Paper on Ozoena due to Foreign Bodies, by R. Clement Lucas, F.R.C.S., etc., *Medical Times and Gazette*, March 31st, 1883.

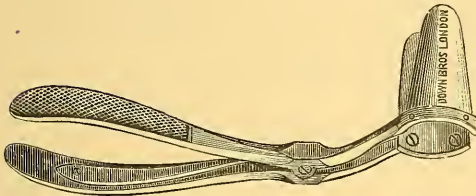


FIG. 562.




FIG. 563.

Pilcher's, with spring handles ( <i>Fig. 562</i> )	.	.	each	o	8	6
Spencer Watson's Nasal Retractor ( <i>Fig. 563</i> )	.	.	"	o	4	o



FIG. 564.



FIG. 565.

Thudichum's Spring, three sizes, each right and left ( <i>Fig. 564</i> )	.	.	.	.	.	.	each	o	3	9
Tri-valve ( <i>Fig. 565</i> )	.	.	.	.	.	.	"	o	18	o

Nose Instruments, *continued.*

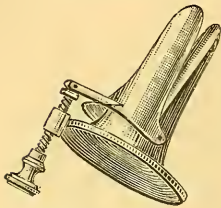


FIG. 566.

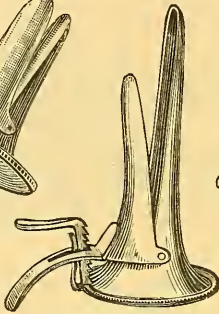


FIG. 568.

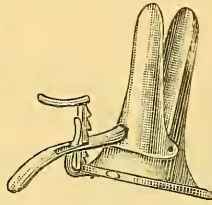


FIG. 567.

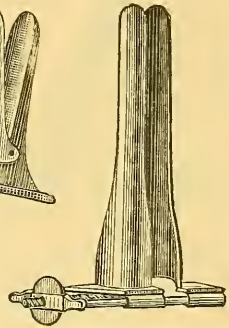


FIG. 569.

Specula, *continued.*—

		£	s.	d.
Voltolini's, with screw ( <i>Fig. 566</i> ) . . . . .	each	0	7	6
Ditto, with spring clip ( <i>Fig. 567</i> ) . . . . .	„	0	9	6
Ditto, with spring clip and 1 long blade ( <i>Fig. 568</i> ) . . . . .	each	0	12	6
Zaufal's Dilating ( <i>Fig. 569</i> ) . . . . .	„	0	12	0
Ditto, Tubular, 4 sizes . . . . .	per set	0	10	6

Spray Producers, *see pages 105-109.*

Syringes, *see pages 140 and 141.*

**EYE INSTRUMENTS.**

No. 1 Set, "Army Regulation," consisting of Sichel's Knife, 2 Graefe's Knives, Curette and Cystotome, Tyrrell's Hook, curved Iridectomy Knife, 2 Stop Needles, 2 Broad Needles, Lens Hook, Strabismus Hook, Bowman's Punctum Knife, Eyelid Retractor, 2 pairs Forceps, 2 pairs Scissors, and Drum for testing knives; in morocco case . . . . . 4 14 6

No. 2 Set, "Guy's," consisting of Sichel's Knife, 2 Graefe's Knives, Curette and Platinum Iris Hook with steel point, Tyrrell's Hook, curved Iridectomy Knife, 2 Stop Needles, Broad



Eye Instruments, *continued.*

£ s. d.

Needle, straight Iridectomy Knife, Bowman's double Spoon, Strabismus Hook, Weber's Canaliculus Knife, Eyelid Retractor, Iris Forceps, Cilia Forceps, Fixation Forceps, Strabismus Scissors, Excision Scissors, set Bowman's probes, Critchett's fine grooved Director, and Drum for testing knives ; in morocco case . . . . . 5 12 6

No. 3 Set, "Army Regulation," consisting of 2 Sichel's Cataract Knives, 4 Graefe's Knives for linear operation, Secondary Knife, Macnamara's Knife, 3 curved Iridectomy Knives, 1 Straight Iridectomy Knife, Weber's Canaliculus Knife, Scarpa's Needle ; 2 short Needles, 2 Stop Needles, 2 broad Needles, Platinum Iris Hook, Cowell's Strabismus Hook, Curette and Cystotome, Bowman's double Spoon, Critchett's double Spoon, Capsular Forceps, straight and curved Iris Forceps, Liebreich's Iris Forceps, Entropium Forceps, Fixation Forceps, Cilia Forceps, 2 Iris Scissors, Maunoir's curved Scissors, Excision Scissors, Strabismus Scissors, Hulke's Suture Needle in handle, Needle Holder, 2 doz. Suture Needles, Suture Silk, 3 Eyelid Retractors, Set of Bowman's Probes, Critchett's fine grooved Director, and Drum for testing knives ; in mahogany case . . . . . 14 10 0

Bandages, Liebreich's . . . . . per doz. 0 6 0  
 Boxes for Eye Instruments, to hold 3,  
     each, 2s. ; 4, 2s. 3d. ; 6, 2s. 6d., 12 0 3 0  
 Caustic Cases, silver (*Fig. 183, page 45*) . . . each 0 13 6  
     Toughened Points for ditto (*No. 7, page 46*). per doz. 0 7 6  
     Vulcanite Caustic Cases . . . . . each 0 1 6  
     Toughened points for ditto (*No. 4, page 46*). per doz. 0 7 6



FIG. 570.

Cautery, Lachrymal (*Fig. 570*). . . . . each 0 4 0  
 Ditto, for use with Paquelin's Thermo-Cautery (*see page 307*).

Eye Instruments, *continued.*



FIG. 571.



FIG. 572.



FIG. 573.

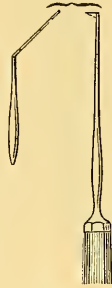


FIG. 574.

Curettes,—

	each	£	s.	d.
Silver . . . . .	each	0	4	6
Tortoise-shell . . . . .	„	0	5	0
Vulcanite ( <i>Fig. 571</i> ) . . . . .	„	0	4	6
With Cystotome . . . . .	„	0	7	0
With Hook ( <i>Fig. 572</i> ). . . . .	„	0	7	0
With steel-pointed Lens-pricker, platinum stem . . . . .	„	0	9	0

Cystotomes, curved right and left ( <i>Figs. 573 and 574</i> )	each	0	4	0
Ditto, with platinum stem . . . . .	„	0	6	0

Dials, for testing Astigmatism, Brudenel Carter's,	each	0	10	6
--	------	---	----	---

Directors, Guthrie's . . . . .	„	0	4	0
Critchett's, for Canaliculus . . . . .	„	0	2	6

Discs, Savory & Moore's,—				
Atropine and Calabar Bean . . . . .	per packet	0	2	6

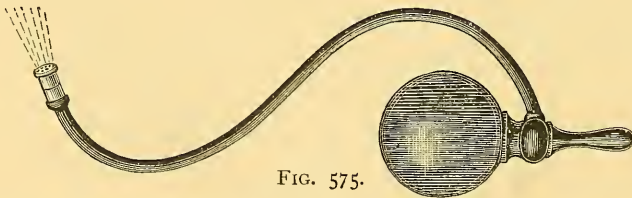


FIG. 575.

Douches and Syringes,—

DOUCHES,—

Bowman's ( <i>Fig. 575</i> ) . . . . .	each	0	4	9
--	------	---	---	---

Eye Instruments, *continued.*




FIG. 576.

DOUCHES, *continued.*—

	£	s.	d.
Graefe's Siphon, with japanned reservoir and stopcock . . . . . each	0	6	9
Moorfield's pattern, with earthenware reservoir (Fig. 576) . . . . . each	0	5	6
Plain Siphon, for Eye, for use with jug . . . . . „	0	3	6
Ditto, with stopcock and mounts for Eye and Nose, each	0	5	6

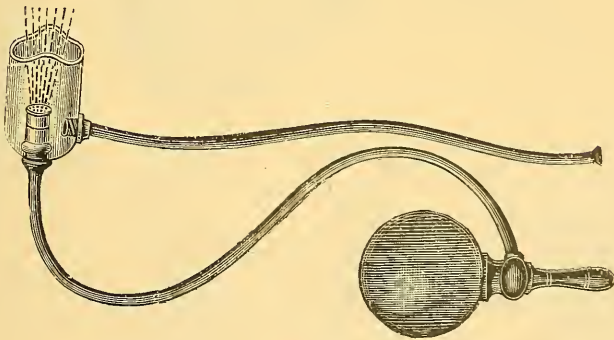


FIG. 577.

Self-use, with glass and waste-pipe (Fig. 577) . each 0 9 0

Eye Instruments, *continued.*

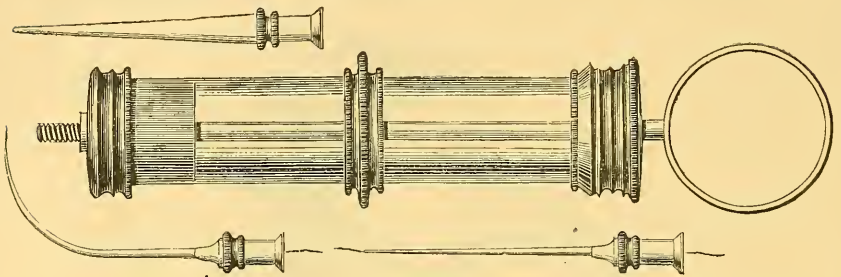


FIG. 578

SYRINGES,—

Anel's Lachrymal, with 2 gold pipes and one conical pipe, in case . . . . .	silver, £1 15s. 6d. ; plated	£	s.	d.
		1	5	0

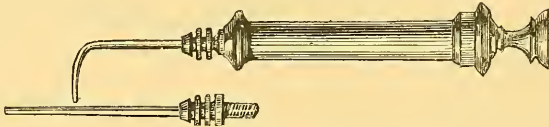


FIG. 579.

Ditto, ditto, vulcanite ( <i>Fig. 579</i> ) . . . . .	each	0	4	6
Bader's, glass, for syringing ointment under the eyelids . . . . .	each	0	4	9

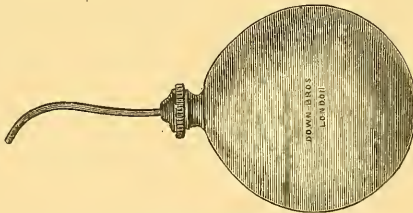


FIG. 580.

Wray's, for Gonorrhœal Ophthalmia ( <i>Fig. 580</i> ). each	0	3	0
---	---	---	---

*These Syringes are made with soft elastic pipes, to avoid injury to the cornea.*

Drop Bottles (*see page 501*).

Drop Tubes (*see page 501*).

Drums, for testing knives, etc., with kid . . . . .	each	0	1	6
---	------	---	---	---

Evisceration Globes (*see Vitreous Bodies, Artificial, page 177*).

Forceps,—

Cilia, with fenestrated points ( <i>Fig. 581</i> ) . . . . .	each	0	3	0
Ditto, with flattened ends, square or rounded ( <i>Fig. 582</i> ) . . . . .	each	0	3	0

Eye Instruments, *continued.*



FIG. 587.

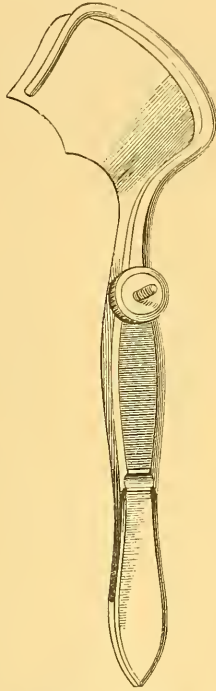


FIG. 583.

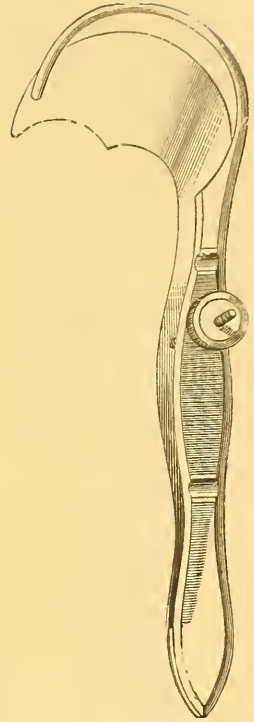


FIG. 585.




FIG. 581.

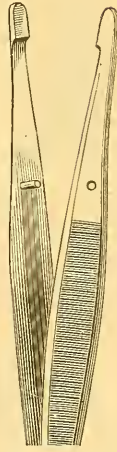


FIG. 582.

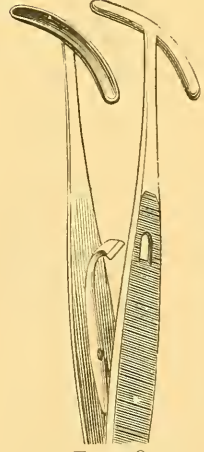


FIG. 584.

Eye Instruments, *continued.*

Forceps, *continued.*—

	£	s.	d.
Entropium, Desmarre's, right and left ( <i>Fig. 583</i> ) . . . each	0	7	6
Ditto, with T-shaped blades ( <i>Fig. 584</i> ) . . . . . „	0	7	6
Ditto, Snellin's, right and left ( <i>Fig. 585</i> ) . . . . . „	0	7	6
Ditto, Wylde's Oval "Tarsal Tumour Forceps" ( <i>Fig. 586</i> ) . . . . . each	0	7	6
Fixation ( <i>Fig. 587</i> ) . . . . . „	0	4	6

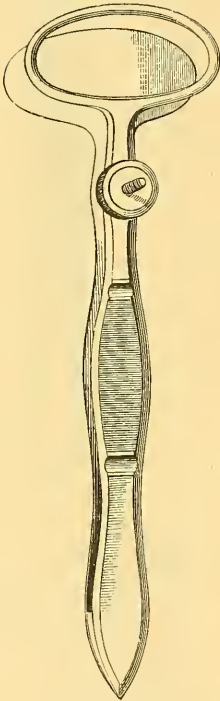


FIG. 586.



FIG. 588.

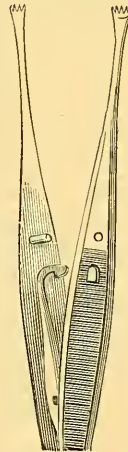


FIG. 589.




FIG. 590.

Fixation, with double tenaculum points . . . . . each	0	4	6
Ditto, ditto, with spring catch ( <i>Fig. 588</i> ) . . . . . „	0	5	6
Ditto, Graefe's, with spring catch ( <i>Fig. 589</i> ) . . . . . „	0	5	6
Ditto, "Musical pattern," with holding and releasing spring ( <i>Fig. 590</i> ) . . . . . each	0	13	6



FIG. 591.

Bull-dog, with fine points ( <i>Fig. 591</i> ) . . . . . each	0	2	0
---	---	---	---

Eye Instruments, *continued.*



FIG. 592.



FIG. 593.



FIG. 594.



FIG. 595.

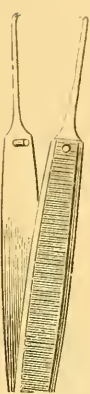


FIG. 596.

Forceps, *continued.*—

	£	s.	d.
Iris, serrated ends ( <i>Fig. 592</i> , curved or straight) . each	0	3	6
Ditto, tenaculum points ( <i>Figs. 593, 594, 595, &amp; 596</i> ) ,,	0	4	6




FIG. 597.

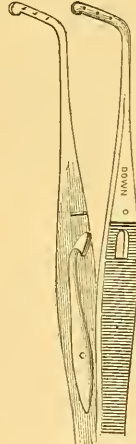


FIG. 598.

Ditto, Liebreich's ( <i>Fig. 597</i> ) . . . . . each	1	7	0
Rectus, Prince's, curved to the right or left ( <i>Fig. 598</i> )			
per pair	0	12	6

*Nickel plated, 9d. each extra.*

Gas Brackets (*see pages 75 and 76*).

Eye Instruments, *continued.*

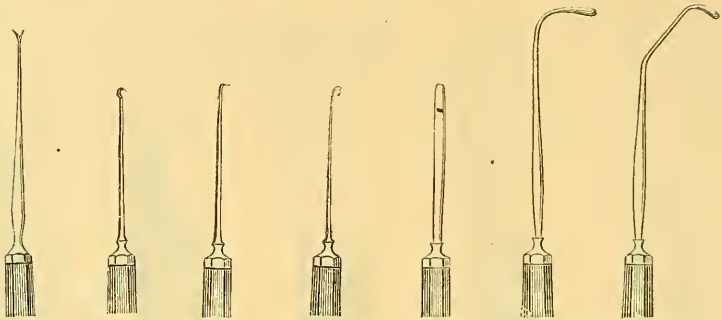


FIG. 599. FIG. 600. FIG. 601. FIG. 602. FIG. 603. FIG. 604. FIG. 605.

Hooks,—

	£	s.	d.
Fixation, Desmarre's Double . . . . .	0	4	6
Ditto, straight ( <i>Fig. 599</i> ) . . . . .	0	4	0
Lens ( <i>Fig. 600</i> ) . . . . .	0	4	0
Ditto, rectangular ( <i>Fig. 601</i> ) . . . . .	0	4	0
Ditto, rectangular, and platinum stem . . . . .	0	7	0
Ditto, double . . . . .	0	14	0
Ditto, Tyrrell's ( <i>Fig. 602</i> ) . . . . .	0	4	0
Ditto, ditto, platinum stem . . . . .	0	7	0
Spatula, Streathfield's ( <i>Fig. 603</i> ) . . . . .	0	4	0
Strabismus, Bowman's ( <i>Fig. 604</i> ) . . . . .	0	4	0
„ Cowell's ( <i>Fig. 605</i> ) . . . . .	0	4	0
„ Walton's . . . . .	0	4	0

Knives,—

CANALICULUS,—

Bowman's punctum ( <i>Fig. 607</i> ) . . . . .	0	4	6
Liebreich's . . . . .	0	5	6
Stilling's . . . . .	0	4	6
Walton's ( <i>Fig. 608</i> ) . . . . .	0	4	6
Weber's, with probe end ( <i>Fig. 609</i> ) . . . . .	0	4	6
„ „ „ improved ( <i>Fig. 610</i> ) . . . . .	0	4	6

CATARACT,—

Bader's, right and left . . . . .	0	5	6
Beer's ( <i>Fig. 606</i> ) . . . . .	0	4	0
Cooper's ( <i>Fig. 611</i> ) . . . . .	0	4	0
Dixon's ( <i>Fig. 612</i> ) . . . . .	0	4	0
Graefe's ( <i>Fig. 613</i> ) . . . . .	0	4	0
Sichel's ( <i>Fig. 614</i> ) . . . . .	0	4	0



Eye Instruments, *continued.*



FIG. 665.



FIG. 607.



FIG. 608.



FIG. 609.



FIG. 610.



FIG. 611.

. . .  
. . .



FIG. 612.



FIG. 613.



FIG. 614.



FIG. 615.



FIG. 616.

Knives, *continued*,—

CATARACT, SECONDARY,—

	£	s.	d.
Desmarre's ( <i>Fig. 615</i> ) . . . . .	.	.	.
Small ( <i>Fig. 616</i> ) . . . . .	.	.	.
	each	o	o
	"	o	o

Eye Instruments, *continued.*



FIG. 617.

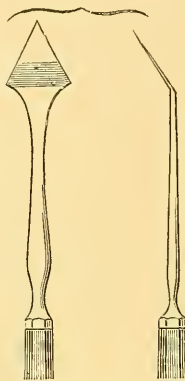


FIG. 618.



FIG. 619.

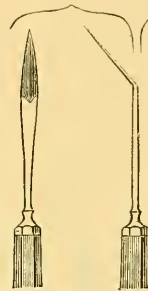


FIG. 620.



FIG. 621.

Knives, *continued.*—

IRIDECTOMY,—

	£	s.	d.
Jaeger's ( <i>Fig. 617</i> ) . . . . .	0	4	6
„ angular ( <i>Fig. 618</i> ) . . . . .	0	4	6
Rounded shoulders, improved ( <i>Fig. 619</i> ) . . . . .	0	4	6
Straight plain . . . . .	0	4	6
Taylor's angular ( <i>Fig. 620</i> ) . . . . .	0	4	6
„ „ and blunt pointed ( <i>Fig. 621</i> ) . . . . .	0	4	6
SCALPELS . . . . .	0	4	0



FIG. 622.

SCARIFYING,—

Curved ( <i>Fig. 622</i> ) . . . . .	0	4	0
Straight . . . . .	0	4	0



FIG. 623.

Lachrymotomes, Gerard Teuton's ( <i>Fig. 623</i> ) . . . . .	0	15	6
Lamps and Gas Brackets ( <i>see also pages 75 and 76</i> ).			
Carpenter's ( <i>see Fig. 303, page 75</i> ), each, bronze,			
£2 18s. 6d. . . . .	3	10	6
nickel . . . . .			
The Metal Chimney only can be supplied to fit to any			
Lamp, bronze, each £1 8s. 6d. . . . .	1	11	6
nickel . . . . .			

Eye Instruments, *continued.*

Lamps and Gas Brackets, <i>continued</i> ,—		£	s.	d.
Gas Bracket, with parallel bars, patent "London" burner, and glass chimney with wire guard, etc., as used at Moorfields (this is suitable for consulting room) . . . . .	each	3	3	0
Ditto, ditto, with larger burner and glass chimney, with wire guard for hospitals (also as used at Moorfields) . . . . .	each	3	13	6
<b>Lens Prickers.</b> See "HOOKS"; also "CURETTES."				
<b>Lever Instruments,—</b>				
Bowman's Canaliculus Dilator . . . . .	each	1	10	0
Canula Capsular Forceps . . . . .	"	1	10	0
"    "    Lancet . . . . .	"	1	10	0
"    "    Needle . . . . .	"	1	10	0
"    "    Scissors . . . . .	"	1	10	0
Guarded Curette. . . . .	"	1	10	0
<b>Magnet, with 3 points, for removing foreign bodies</b>				
	in case	1	1	0
Bichromate Cell, 1 pint for use with same . . . . .	each	0	8	6



FIG. 624.



FIG. 625.



FIG. 626.



FIG. 627.



FIG. 628.

**Needles,—**

Beer's ( <i>Fig. 624</i> ) . . . . .	each	0	4	0
Bowman's Stop ( <i>Fig. 625</i> ) . . . . .	"	0	4	0
Broad, for Iris ( <i>Figs. 626 and 627</i> ) . . . . .	"	0	4	0
Reclination. . . . .	"	0	4	0
Saunders's ( <i>Fig. 628</i> ) . . . . .	"	0	4	0
Scarpa's ( <i>Fig. 629</i> ) . . . . .	"	0	4	0
Solution, Jacob's ( <i>Fig. 630</i> ). . . . .	"	0	4	0
Suture, Bowman's ( <i>Fig. 631</i> ) . . . . .	"	0	4	0
"    Hulke's . . . . .	"	0	4	0

Eye Instruments, *continued.*



FIG. 629.



FIG. 630.



FIG. 631.



FIG. 632.

Needles, *continued*,—

	£	s.	d.
Suture, half curved and full curved ( <i>Figs. 37, 38, page 13</i> ), in $\frac{1}{2}$ -doz. packets, assorted sizes . . . per doz.	o	2	6
Paracentesis . . . . . each	o	7	o
Tattooing ( <i>Fig. 632</i> ) . . . . . „	o	4	o

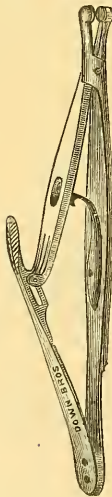


FIG. 633.

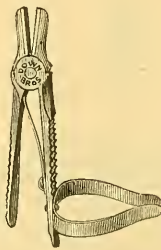


FIG. 634.

Needle Holders (*Fig. 633*), each, 13s. 6d. ; with ivory

end	o	15	o
Ditto, Galekowski's ( <i>Fig. 634</i> ) . . . . . each	o	5	o
<i>Nickel plated, 9d. each extra.</i>			

Eye Instruments, *continued.*




FIG. 635.

FIG. 636.

Ophthalmoscopes,—

	£	s.	d.
Bader's . . . . .	0	17	6
Baumeister's ( <i>Fig. 635</i> ) . . . . .	0	15	6
Brailey's ( <i>Fig. 636</i> ) . . . . .	1	0	0
Complete modified Ophthalmoscope, as used by Mr. Nettleship . . . . .	4	0	0
Couper's . . . . .	2	2	0
Demonstration, Brudenell Carter's . . . . .	6	10	0
De Wecker's . . . . .	2	2	0
Fox's, with 2 mirrors . . . . .	3	12	6
Ditto, with 3 mirrors . . . . .	3	17	6
Gower's . . . . .	2	0	0
Landholt's . . . . .	2	10	0
Lang's . . . . .	3	3	0

Eye Instruments, *continued.*

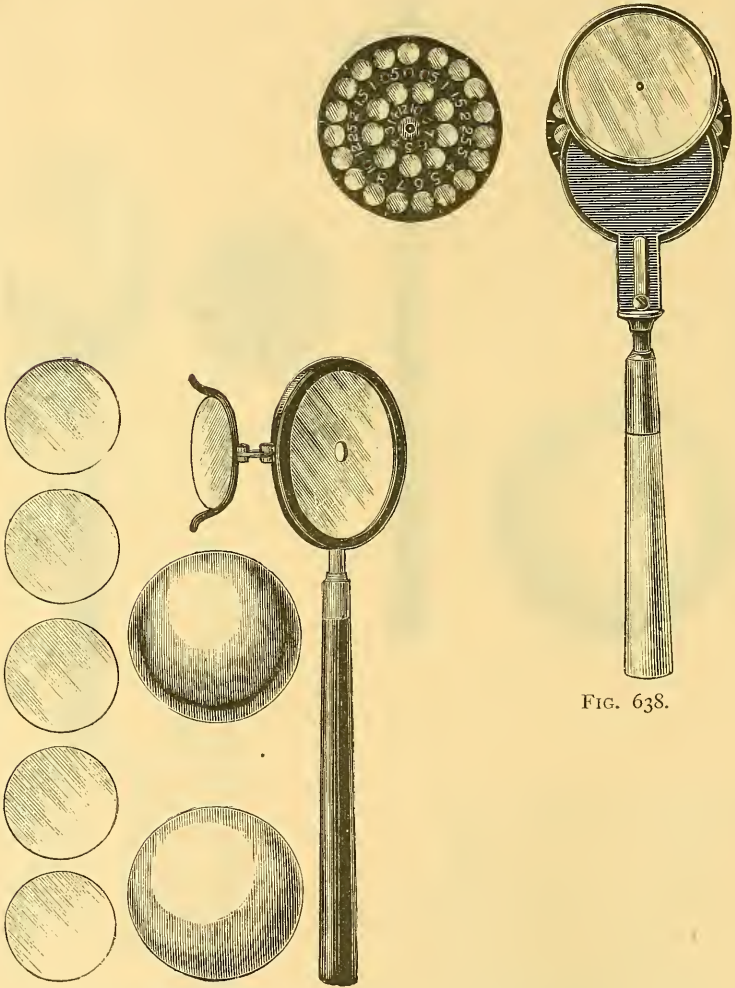


FIG. 637.

FIG. 638.

Ophthalmoscopes, *continued.*—

	£	s.	d.
Liebreich's ( <i>Fig. 637</i> ). . . . .	0	15	6
Nettleship's modification of Gower's ( <i>Fig. 638</i> ) . . . . .	2	2	0
Ditto, ditto, with addition of Diagonal Mirror . . . . .	3	3	0

Eye Instruments, *continued*

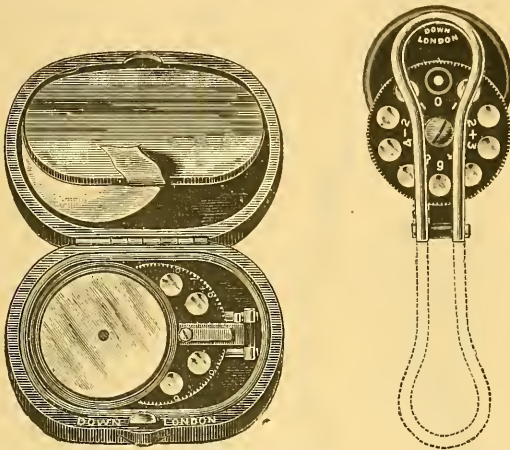


FIG. 639.

Ophthalmoscopes, *continued*,—

Oldham's (Fig. 639) . . . . . each £ s. d.  
 1 5 0

"NEW FORM OF OPHTHALMOSCOPE.—A most convenient and compact ophthalmoscope has been forwarded to us by Messrs. Down, of St. Thomas's Street, Borough, S.E., which they have made at the suggestion of Mr. Charles Oldham, of Brighton. The instrument can easily be carried in the waist-coat pocket, as the case which contains it is only 2¼ in. by 1½ in., and its weight is only two ounces. It is fitted with a revolving diaphragm, containing five convex and four concave glasses—viz., +1, 2, 3, 4, and 6, and -1, 2, 4, and 8. The hole in the mirror is of reasonable size, and the movement of the diaphragm with the glass is exceedingly smooth and easy. The handle folds, but is quite steady. We have used it repeatedly, and have been quite satisfied with its action."—Lancet, Nov. 27th, 1886.


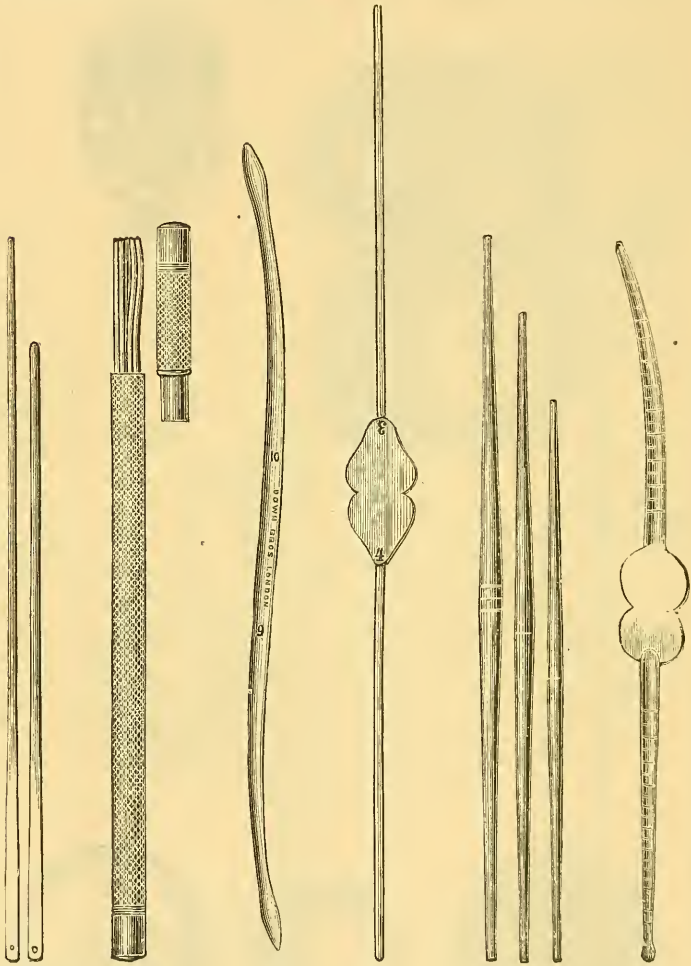


FIG. 640.

Pocket, in vulcanite cases (Fig. 640) . . . . . each 0 7 0  
 Large Condensing Lenses (13 D), each, 3s. . . in case 0 4 6  
 Mirrors for Retinoscopy, concave or plane . . . each 0 8 6  
 Phantoms, for practising eye operations . . . ,, 2 2 0

Eye Instruments, *continued.*



FIGS. 641, 642. 643. 644. 645. 646, 647, 648. 649.

Probes,—

	£	s.	d.
Anel's (Figs. 641 and 642) . . . . .	0	1	0
Bowman's Set, with Critchett's fine-grooved Director, in case (Fig. 643) . . . . .	0	7	6
Bowman's Set of Bulbous, for Nasal Duct (Fig. 644), in case . . . . .	0	10	0
Laminaria, for dilatation . . . . .	0	1	0
Liebreich's Double, per set of 3, 6 sizes (Fig. 645) . . . . .	0	7	6



Eye Instruments, *continued.*Probes, *continued*,—

	£	s.	d.
Walton's, silver, conical at each end ( <i>Figs.</i> 646, 647, and 648)	0	7	6
Walton's, steel	0	3	6
Weber's, silver ( <i>Fig.</i> 649)	0	7	6



FIG. 650.

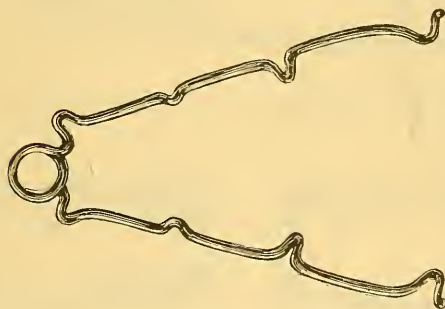


FIG. 651.

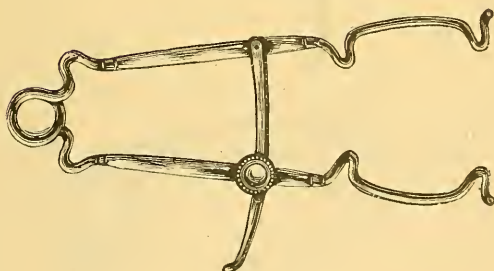


FIG. 652.

## Retractors,—

Adams' ( <i>Fig.</i> 650)	0	3	6
Bowman's ( <i>Fig.</i> 651)	0	2	6
„ with stop screw ( <i>Fig.</i> 652)	0	5	0

Eye Instruments, *continued.*

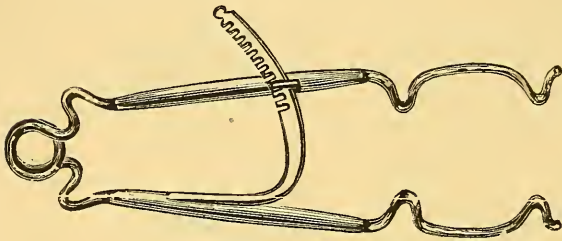


FIG. 653.



FIG. 654.

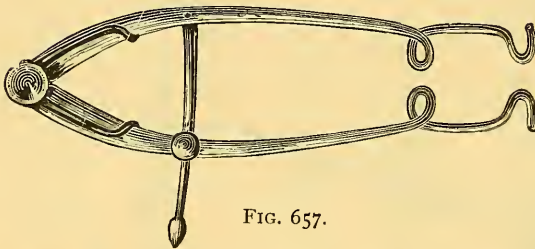


FIG. 657.

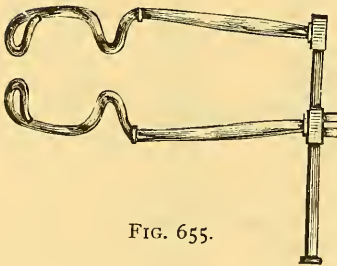


FIG. 655.

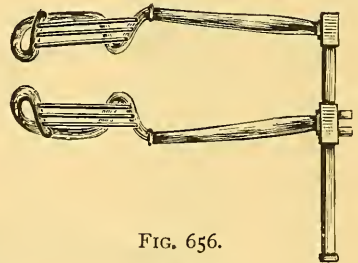


FIG. 656.

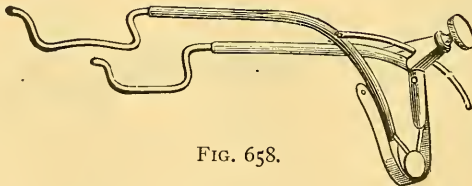


FIG. 658.

Retractors, *continued.*—

Critchett's ( <i>Fig. 653</i> ) . . . . .	each	£	s.	d.
Desmarre's ( <i>Fig. 654</i> ) . . . . .	"	0	5	0
Ditto, folding . . . . .	"	0	5	6
		0	7	6

Eye Instruments, *continued.*

Retractors, *continued.*—

	£	s.	d.
Liebreich's ( <i>Fig. 655</i> ) . . . . . each	0	7	6
„ with guard ( <i>Fig. 656</i> ) . . . . . „	0	9	0
Macnamara's ( <i>Fig. 657</i> ) . . . . . „	0	9	0
Nettleship's ( <i>Fig. 658</i> ) . . . . . „	0	9	0
Henriette's, for use from inner side . . . . . „	0	7	6
Luer's . . . . . „	0	6	6

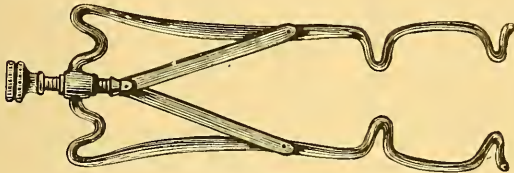


FIG. 659.



FIG. 660.




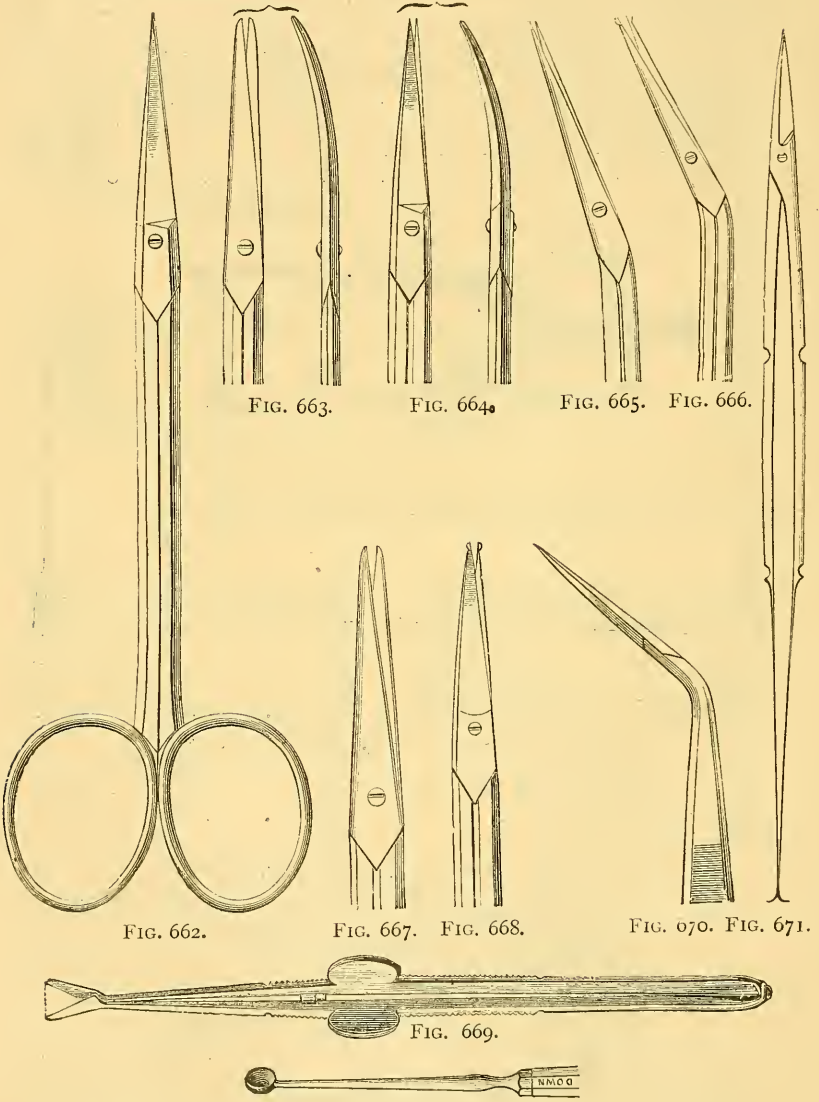
FIG. 661.

Noye's, with stop screw ( <i>Fig. 659</i> ) . . . . . each	0	5	0
„ new wire frame with ivory handle ( <i>Fig. 660</i> ) . . . . . each	0	10	6
„ right and left, with rack . . . . . „	0	8	6
Pellier's ( <i>Fig. 661</i> ) . . . . . „	0	3	6

Scissors,—

Curved on flat, blunt points, for excision ( <i>Fig. 663</i> ) each	0	6	0
„ „ sharp points ( <i>Fig. 664</i> ) . . . . . „	0	6	0
Elbow, with one point sharp, for iris ( <i>Fig. 665</i> ) . . . . . „	0	5	6
„ with both points sharp ( <i>Fig. 666</i> ) . . . . . „	0	5	6
„ with both points sharp . . . . . „	0	5	6
Straight, with blunt points, Strabismus ( <i>Fig. 667</i> ) . . . . . „	0	4	0
„ with probe points, Strabismus, Bowman's ( <i>Fig. 668</i> ) . . . . . each	0	4	6
Straight, with sharp points ( <i>Fig. 662</i> ) . . . . . „	0	4	0
Spring Iris Scissors, cross action, Adams' . . . . . „	1	7	6
Ditto, curved, De Wecker's ( <i>Fig. 669</i> ) . . . . . „	0	18	0
Ditto, curved ( <i>Fig. 670</i> ) . . . . . „	0	12	0
Ditto, straight ( <i>Fig. 671</i> ) . . . . . „	0	12	0

Eye Instruments, *continued.*



Scoops, for Meibomian Cysts (*Fig. 672*), oval or round, each o 5 6

Eye Instruments, *continued.*



FIG. 673.



FIG. 674.



FIG. 675.

**Shades,—**

		£	s.	d.
Celluloid . . . . .	per doz. double, 10s. 6d. ; single	0	6	0
Silk double ( <i>Figs. 673 and 674</i> ) . . . . .	per doz.	0	5	6
Ditto single ( <i>Fig. 675</i> ) . . . . .	”	0	3	0
White's . . . . .	per doz. double	0	7	3
<b>Silk for Sutures, black fine</b> . . . . .	per hank	0	0	9
<b>Spatulas, Shell</b> . . . . .	each	0.	4	0



FIG. 676.



FIG. 677.



FIG. 678.



FIG. 679.

**Spoons,—**

Bowman's Double Spoon ( <i>Fig. 676</i> ) . . . . .	each	0	9	0
Critchett's " " ( <i>Fig. 677</i> ) . . . . .	”	0	9	0
Schufft's " " . . . . .	”	0	9	0

**Spuds,—**

Plain . . . . .	”	0	4	0
Walton's, grooved ( <i>Fig. 678</i> ) . . . . .	”	0	4	0
With Walton's grooved Scoop or Cataract Needle, in ivory-capped case for pocket . . . . .	each	0	7	6
<b>Styles, Ware's (<i>Fig. 680</i>)</b> . . . . .	”	0	1	3
Ditto, gilt ( <i>Figs. 681, 682, and 683</i> ). . . . .	”	0	1	6

Eye Instruments, *continued.*

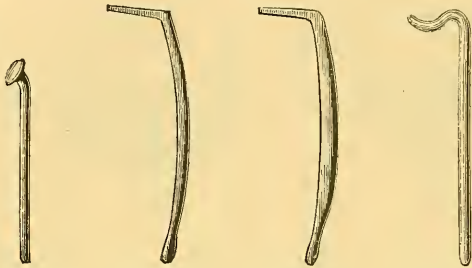


FIG. 680.

FIG. 681.

FIG. 682.

FIG. 683.

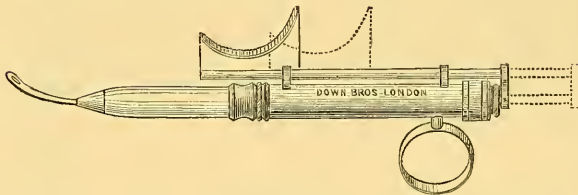


FIG. 684.

	£	s.	d.
Suction Instruments, for Cataract, Bowman's (Fig. 684) . . . . .			
			each, 17s. 6d. ; in case
			1 1 0

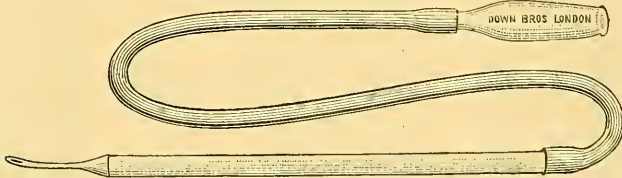


FIG. 685.

Ditto, ditto, Teale's (Fig. 685) . . . . .	each, 5s. ; in case	0	7	6
Syringes (see page 156-158).				
Test Types, Jaeger's or Snellen's, mounted on cards,	each	0	1	0
Radiating Lines, for Astigmatism . . . . .	"	0	2	0
Snellen's, complete set in book . . . . .	"	0	5	0
<b>Trial Glasses,—</b>				
No. 1 Set, consisting of 28 pairs, each concave and convex spherical glasses, and 16 each concave and convex cylindrical glasses, with graduated spectacle frame, the glasses marked in focal inches and dioptrics ; in morocco case . . . . .		6	0	0

**Eye Instruments, continued.**

<b>Trial Glasses, continued,—</b>		£	s.	d.
<b>No. 2 Set.</b>	The same as No. 1, with the addition of metal frames to the glasses . . . . .	10	0	0
<b>No. 3 Set,</b>	consisting of 30 pairs each concave and convex Spherical Glasses, 18 each concave and convex Cylindrical Glasses, 10 Prisms, 2 coloured Slides and graduated Spectacle Frame, the glasses marked in focal inches and dioptrics, in morocco case . . . . .	6	15	0
<b>No. 4 Set,</b>	consisting of 30 pairs each concave and convex Spherical Glasses, 18 each concave and convex Cylindrical Glasses, 10 Prisms, 3 coloured Glasses, 2 non-transparent Glasses in metal frames, 2 Dark Discs, 2 Discs for Astigmatism, graduated and plain Spectacle Frames, the glasses marked in focal inches and dioptrics, in handsome morocco case . . . . .	11	10	0
<b>Spectacle Frames,</b>	graduated for use with Trial Sets,			
	each	0	15	0
	Ditto, adjustable for height and width . . . . .	1	11	6
<b>Vectis,</b>	Taylor's ( <i>Fig. 679</i> ) . . . . . each	0	7	6
<b>Vitreous Bodies, Artificial,—</b>				
	Keall's, Silver Globes . . . . . each	0	4	6
	Mules', Glass ditto . . . . . per doz.	0	5	0
<b>Wools, Holmgreen's,</b>	for testing colour-blindness,			
	per set	0	7	6

BLADDER AND URETHRA INSTRUMENTS.




FIG. 686.

Sets of Catheters in Cases.

£ s. d.

No. 1 Set, consisting of 6 plated Catheters, including  
 1 for the Prostate, and Bottle for oil; in  
 morocco case (*Fig. 686*) . . . . . 1 8 0




FIG. 687.

No. 2 Set, consisting of 12 plated Catheters, including  
 1 for the Prostate, and Bottle for oil; in  
 morocco case, (*Fig. 687*) . . . . . 2 8 0

No. 3 Set, consisting of 6 plated Catheters and 1 for  
 the Prostate, with long eyelets, 2 hollow handle  
 steel Sounds, and Bottle for oil; in morocco  
 case . . . . . 2 12 6



Bladder and Urethra Instruments, *continued.*

	£	s.	d.
No. 4 Set, "St. Thomas's," consisting of 12 plated Catheters and 1 for the Prostate, with long eyelets, 2 hollow handle steel Sounds, and Bottle for oil; in morocco case . . . . .	3	13	6
No. 5 Set, consisting of 12 hall-marked silver Catheters, and Bottle for oil; in morocco case . . . . .	6	6	0
No. 6 Set, consisting of 6 Brodie's plated Catheters, with ebony handles, and Bottle for oil; in morocco case . . . . .	1	14	0
No. 7 Set, consisting of 14 Brodie's plated Catheters, with ebony handles, including 1 for Children and 1 for the Prostate, and Bottle for oil; in morocco case . . . . .	3	16	6
No. 8 Set, consisting of 13 Lister's plated Catheters, including 1 for the Prostate, and Bottle for oil; in morocco case . . . . .	2	15	6
No. 9 Set, consisting of 13 Thompson's graduated, plated Catheters, and Bottle for oil; in morocco case . . . . .	3	10	6
No. 10 Set, consisting of 3 Thompson's Prostate Catheters, and Bottle for oil; in morocco case. . . . .	1	1	0

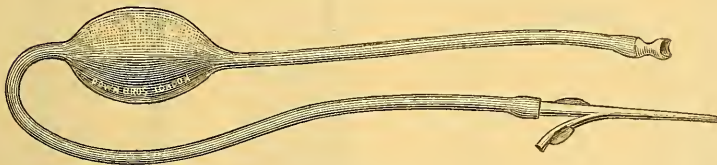


FIG. 688.

Acton's Syringe, for applying solutions to the Prostate . . . . . in case	0	5	0
<b>Apparatus for washing out the Bladder,—</b>			
Buckston Browne's, consisting of conical metal double-way tube to fit Catheter, and Higginson's Syringe ( <i>Fig.</i> 688), or may be fitted with India-rubber tube and funnel . . . . . each	0	7	0
The metal tube only . . . . . "	0	4	0
Collins', consisting of vulcanite double-way cock ( <i>Fig.</i> 689), with Higginson's Syringe or India-rubber tube and funnel . . . . . each	0	7	6

Bladder and Urethra Instruments, *continued.*

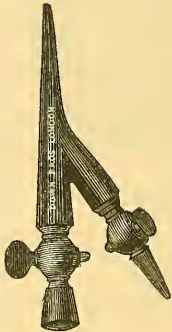


FIG. 689.



FIG. 690.



FIG. 691.



FIG. 692.



FIG. 693.



FIG. 694.

Bladder and Urethra Instruments, *continued.*Apparatus for washing out the Bladder, *continued.*—

	£	s.	d.
The vulcanite Stopcock only ( <i>Fig. 689</i> ) . . . each	0	4	6
Double-way metal tube ( <i>Fig. 690</i> ) . . . . . „	0	4	0
Double Channel Catheter ( <i>Fig. 691</i> ), each, electro-plated, 13s. 6d.; silver	1	7	0
Ditto, ditto, vulcanite ( <i>Fig. 692</i> ) . . . . .	0	7	6
Ditto, ditto, silk web ( <i>Fig. 693</i> ) . . . . .	0	7	6
Ditto, ditto, Coudé, as suggested by Dr. Walker, of Peterboro' ( <i>Fig. 694</i> ) . . . . . each	0	8	6

*Figs. 690 to 694, if fitted with Higginson's Syringe, each extra, 3s.*



FIG. 695.



FIG. 696.

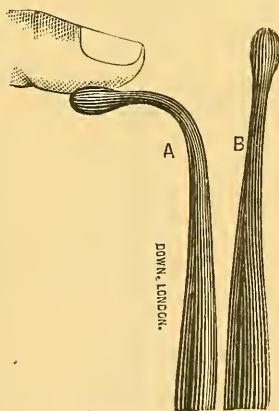


FIG. 697.

## Syringes,—

Brass, with Stopcock, and fine nozzle to fit any size of Catheter ( <i>Fig. 695</i> ) . . . each, 3 oz. 10s. 6d.; 4 oz.	0	11	6
India-rubber ditto ( <i>Fig. 696</i> ), each, 3 oz., 7s. 6d.; 4 oz.	0	8	6

Bladder and Urethra Instruments, *continued.*

Bougies and Dilating Sounds,—	£	s.	d.
Catgut, fine sizes up to No. 1 . . . . . per doz.	0	4	6
Elastic gum, à Boule, extra flexible ( <i>Fig.</i> 697), sizes 1 to 15 . . . . . per doz.	0	16	0
Ditto, ditto, ditto, sizes 16, 17, 18 . . . . . „	1	7	0
Ditto, ditto, ditto, silk webs, sizes 1 to 12 . . . . . „	1	1	0
Ditto, acorn tips ( <i>Fig.</i> 698), sizes 1 to 12 . . . . . „	0	18	0
Ditto, bellied olivary, sizes 1 to 12 . . . . . „	1	2	0
Ditto, conical ( <i>Fig.</i> 699), sizes 1 to 12 . . . . . „	0	10	6
Ditto, cylindrical, double web ( <i>Fig.</i> 700), sizes 1 to 12 . . . . . „	0	5	6
Ditto, ditto, ditto, sizes 13, 14, and 15 . . . . . „	0	9	0
Ditto, ditto, ditto, sizes 16, 17, and 18 . . . . . „	0	18	0
Ditto, ditto, silk web, sizes 1 to 12 . . . . . „	1	1	0
Ditto, olivary, or à Boule, with catgut interior ( <i>Fig.</i> 701), sizes 1 to 12 . . . . . per doz.	0	18	0
Ditto, three bulb ( <i>Fig.</i> 702), sizes 1 to 12 . . . . . „	1	13	0
Metal, flexible, sizes 1 to 12 . . . . . „	0	7	0
Clutton's, plated on steel ( <i>Fig.</i> 703) . . . . . each	0	7	6
<i>The curve of these Sounds (Fig. 703) forms a segment of a circle of 3 inches diameter, and each sound is graduated to increase 4 sizes (French gauge) from the point to the thickest part. Made in 6 sizes—<math>\frac{1}{8}</math>, <math>\frac{2}{8}</math>, <math>\frac{3}{8}</math>, <math>\frac{4}{8}</math>, <math>\frac{5}{8}</math>, <math>\frac{6}{8}</math>.</i>			
Ditto, ditto . . . . . the set of 6, in case	2	15	0
Lister's, plated on steel, bulb ends ( <i>Fig.</i> 704) . . . . . each	0	5	0
Ditto, ditto . . . . . set of 11, in case	3	3	0

Bladder and Urethra Instruments, *continued.*

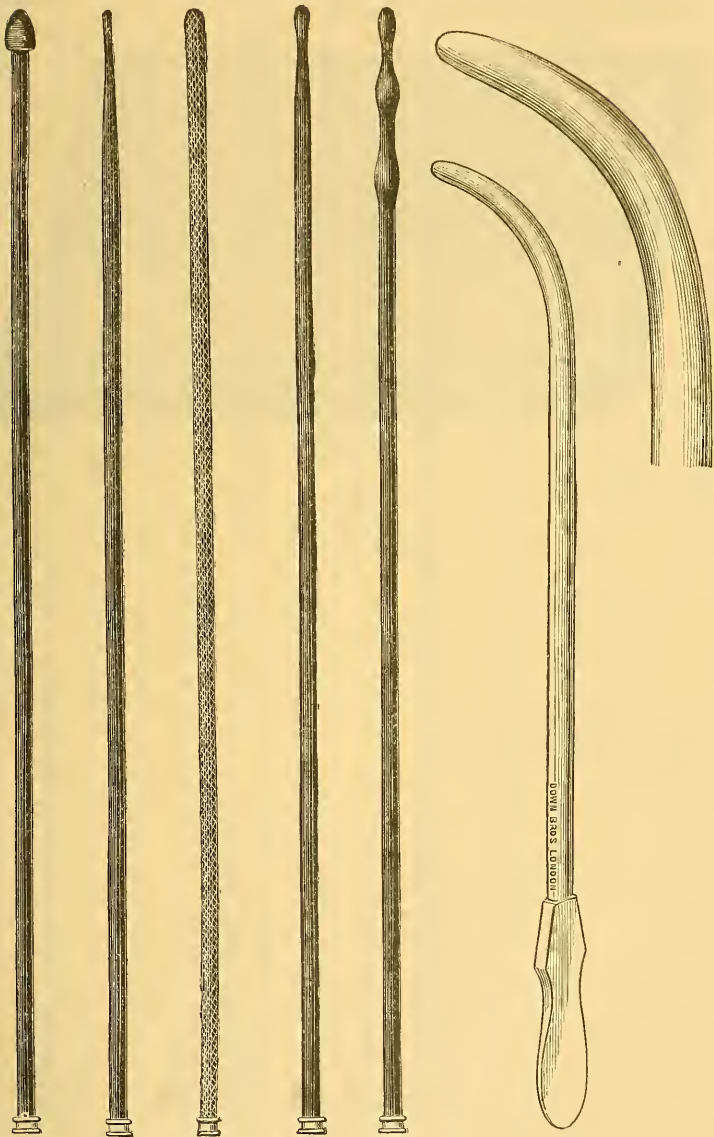


FIG. 698. FIG. 699. FIG. 700. FIG. 701. FIG. 702.

FIG. 703.

Bladder and Urethra Instruments, *continued.*

Bougies and Dilating Sounds, <i>continued</i> ,—	£	s.	d.
Liston's, plated on steel, cylindrical ( <i>Fig. 705</i> ) . each	0	3	9



FIG. 706.

Ditto, ditto ( <i>Fig. 706</i> ) . . . . . set of 12, in case	2	15	0
Thompson's, plated on steel ( <i>Fig. 707</i> ) . . . . . each	0	6	6

*These Sounds are graduated to increase 2 sizes (English gauge), from the point to the thickest part. Made in 7 sizes— $\frac{6}{8}$ ,  $\frac{7}{8}$ ,  $\frac{8}{8}$ ,  $\frac{9}{8}$ ,  $\frac{10}{8}$ ,  $\frac{11}{8}$ ,  $\frac{12}{8}$ .*

Ditto, ditto . . . . . the set of 7, in case	2	15	6
Silver, hall-marked (cylindrical), each : No. 1, 6s. ; No. 2, 6s. ; No. 3, 6s. 6d. ; No. 4, 7s. 6d. ; No. 5, 8s. 6d. ; No. 6, 9s. ; No. 7, 10s. 6d. ; No. 8, 11s. ; No. 9, 12s. ; No. 10, 13s. 6d. ; No. 11, 15s. ; No. 12	0	15	6
Whalebone ( <i>Fig. 708</i> ) . . . . . per doz.	0	11	6

**Medicated Bougies,**—

In boxes of 1 doz., No. 9 gauge, cylinders $2\frac{1}{2}$ -in. long			
per doz.	0	1	6

Acetate of Lead,  $\frac{3}{4}$  and  $\frac{1}{2}$  gr.

Ext. Belladonna, 2 grs.

Ext. Opium, 2 grs.

Gallic Acid, 1 gr.

Nitrate of Silver, 1,  $\frac{1}{2}$ , and  $\frac{1}{4}$  gr.

Perchloride of Iron, 1 and  $\frac{3}{4}$  gr.

Sulph. Copper,  $\frac{1}{2}$  gr.

Sulph. Zinc Exsic., 1 gr.

Tannic Acid, 1 gr.

White Bismuth, 10 grs.

White Bismuth and Acetate of Lead, 10 and  $\frac{1}{2}$  gr.

Zinc Chloride,  $\frac{1}{2}$  gr.

*Any other ingredients can be specially prepared.*

Bladder and Urethra Instruments, *continued.*



FIG. 704.



FIG. 705.

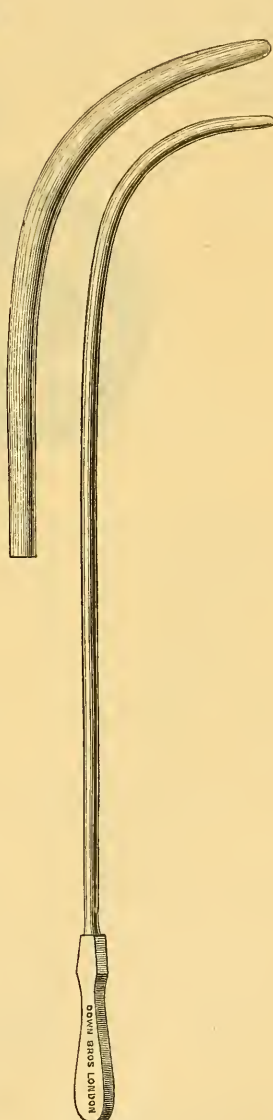


FIG. 707.



FIG. 708.

Bladder and Urethra Instruments, *continued.* £ s. d.

Cheyne's Cylinders for Gonorrhœa ( $4\frac{1}{2}$ -in. long, No. 10 gauge), Oil of Eucalyptus, 10 minims, and Iodoform, 5 grains in each . . . . . per doz.	0	2	0
Cases for Bougies, leather . . . . . each	0	1	6
Tin, japanned . . . . . „	0	1	6




FIG. 709.

Gauges for Bougies, Catheters, etc., English, sizes 1 to 12, metal ( <i>Fig.</i> 709) . . . . . each	0	2	6
Ditto, ditto, French and English sizes, Papier Maché ( <i>Fig.</i> 710) . . . . . each	0	2	6

Catheters, Female (*see* Midwifery Instruments, *page* 227).

## Catheters, Male,—

Elastic gum, à Boule, extra flexible ( <i>Fig.</i> 711), sizes 1 to 15 . . . . . per doz.	0	16	0
Ditto, ditto, ditto, sizes 16, 17, and 18 . . . . . „	1	7	0
Ditto, ditto, silk webs, flexible, sizes 1 to 12 . . . . . „	1	1	0
Ditto, conical ( <i>Fig.</i> 712), sizes 1 to 12 . . . . . „	0	10	6
Ditto, cylindrical, double webs ( <i>Fig.</i> 713), sizes 1 to 12 . . . . . per doz.	0	7	6
Ditto, ditto, ditto, Nos. 13, 14, 15 . . . . . „	0	12	0
Ditto, ditto, ditto, Nos. 16, 17, 18 . . . . . „	0	18	0
Ditto, ditto, double silk webs and woven eyes ( <i>Fig.</i> 714), sizes 1 to 12 . . . . . per doz.	1	1	0
Ditto, ditto, ditto, Nos. 13, 14, 15 . . . . . „	1	7	0
Ditto, Phillips' Sonde à vis ( <i>Fig.</i> 715) . . . . . each	0	7	6
Ditto, Railway, open at end, conical, sizes 1 to 12, . . . . . per doz.	0	12	0
Ditto, ditto, with long catgut guides for passing fine strictures ( <i>Fig.</i> 716) . . . . . per doz.	1	4	0
Ditto, tapering ends, sizes 4 to 12 . . . . . „	1	0	0



Bladder and Urethra Instruments, *continued.*

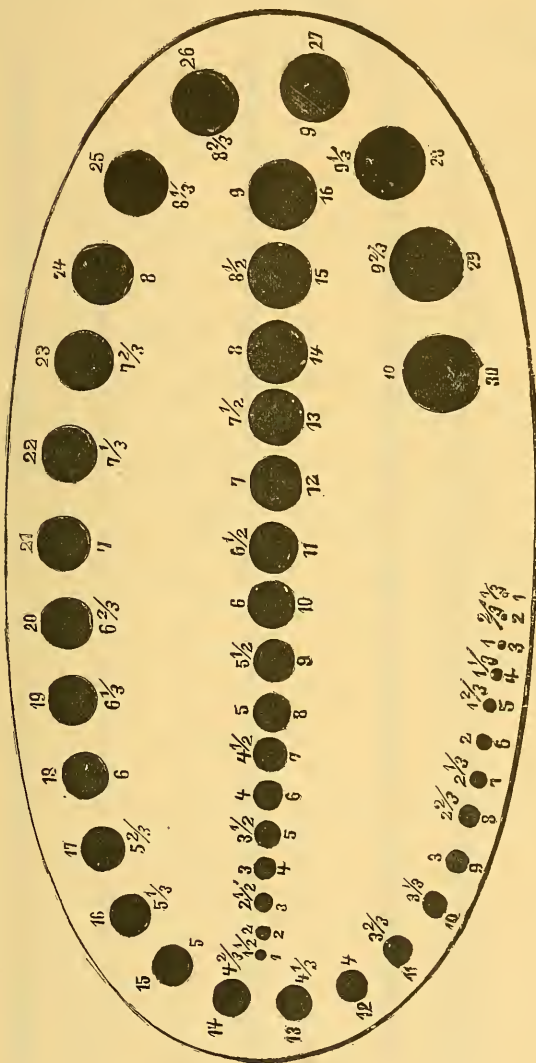


FIG. 710.



FIG. 711.

Bladder and Urethra Instruments, *continued.*

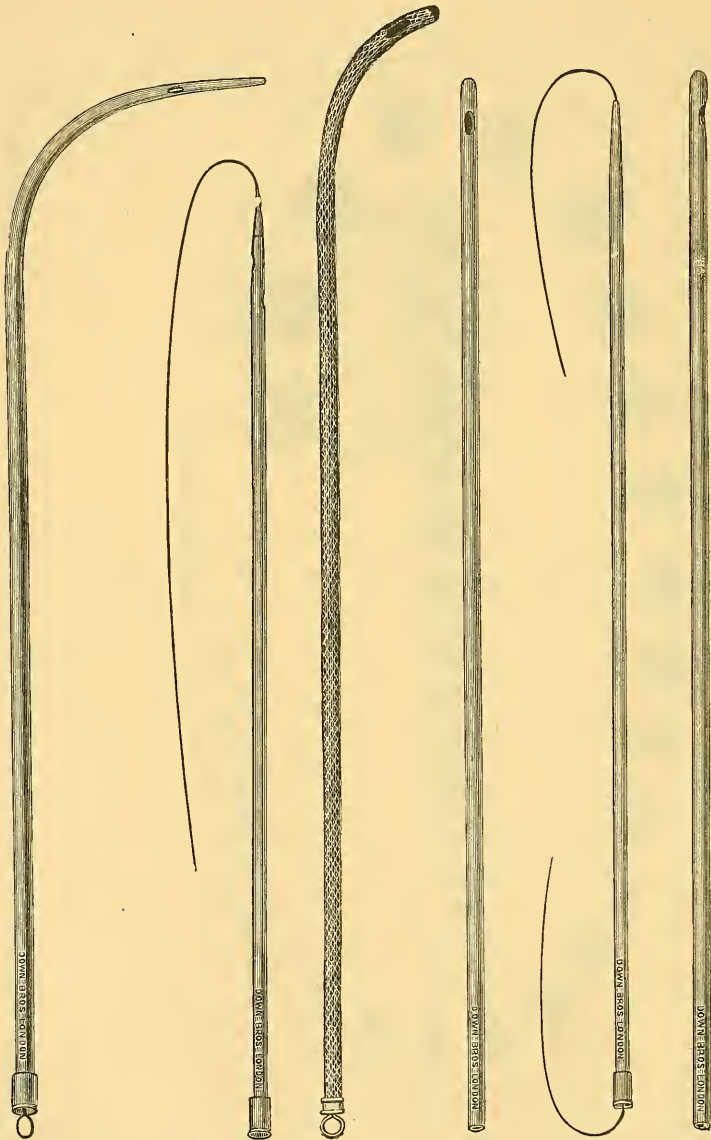


FIG. 712.

FIG. 715.

FIG. 713.

FIG. 714.

FIG. 716.

FIG. 717.

Bladder and Urethra Instruments, *continued.*

Catheters, Male, <i>continued.</i> —		£	s.	d.
India-rubber ( <i>Fig.</i> 717), sizes 5 to 12 . . . . .	per doz.	0	16	0
„ Holt's winged ( <i>Fig.</i> 718), sizes 5 to 12,				
	per doz.	1	16	0
„ Napier's retention ( <i>Fig.</i> 719), sizes 5 to 12,				
	per doz.	2	2	0
Metal, electro-plated, with round eyelets ( <i>Fig.</i> 720),				
	per doz.	1	16	0
Ditto, long eyelets, Key's ( <i>Fig.</i> 721) . . . . .	„	2	2	0
Ditto, Brodie's, with ebony handles . . . . .	each	0	4	6
Ditto, Brodie's Blood Catheters, with Bougie Stilettes ( <i>Fig.</i> 722) . . . . .	each	0	8	6
Ditto, silver, ditto, ditto . . . . .	„	0	17	6
Silver, hall-marked, each, No. 1, 5s. 3d.; No. 2, 5s. 3d.;				
No. 3, 6s.; No. 4, 6s.; No. 5, 6s. 6d.; No. 6,				
7s. 6d.; No. 7, 8s. 6d.; No. 8, 9s.; No. 9, 9s. 6d.;				
No. 10, 10s. 6d.; No. 11, 11s.; No. 12 . . . . .		0	12	0
Silver, Bryant's ( <i>Fig.</i> 723), hall-marked, No. 1, 7s.;				
No. 2, 7s. 6d.; No. 3, 8s.; No. 4, 8s. 6d.; No.				
5, 9s.; No. 6, 9s. 6d.; No. 7, 10s.; No. 8, 10s. 6d.;				
No. 9, 11s. 6d.; No. 10, 12s. 6d.; No. 11, 13s. 6d.;				
No. 12 . . . . .		0	14	6
Teevan's conical, silver, with long whalebone guides ( <i>Fig.</i> 724) . . . . .	each	0	12	6
<b>Prostate Catheters,—</b>				
Elastic gum . . . . .	per doz.	0	18	0
Ditto, silk webs, flexible, woven eyes ( <i>Fig.</i> 714) „		1	1	0
Ditto, Bi-Coudée ( <i>Fig.</i> 725) . . . . .	„	1	2	6
Ditto, Coudée ( <i>Fig.</i> 726) . . . . .	„	0	18	0
Ditto, ditto, silk webs ( <i>Fig.</i> 726) . . . . .	„	1	7	0
Electro-plated . . . . .	each	0	4	6
Ditto, long eyelets, Key's . . . . .	„	0	5	3
Ditto, Brodie's . . . . .	„	0	6	0
India-rubber ( <i>Fig.</i> 717) . . . . .	per doz.	0	16	0
Silver, each, No. 6, 11s.; No. 7, 12s.; No. 8, 12s. 6d.;				
No. 9, 13s. 6d.; No. 10, 14s.; No. 11, 15s.;				
No. 12 . . . . .		0	16	6

Bladder and Urethra Instruments, *continued.*

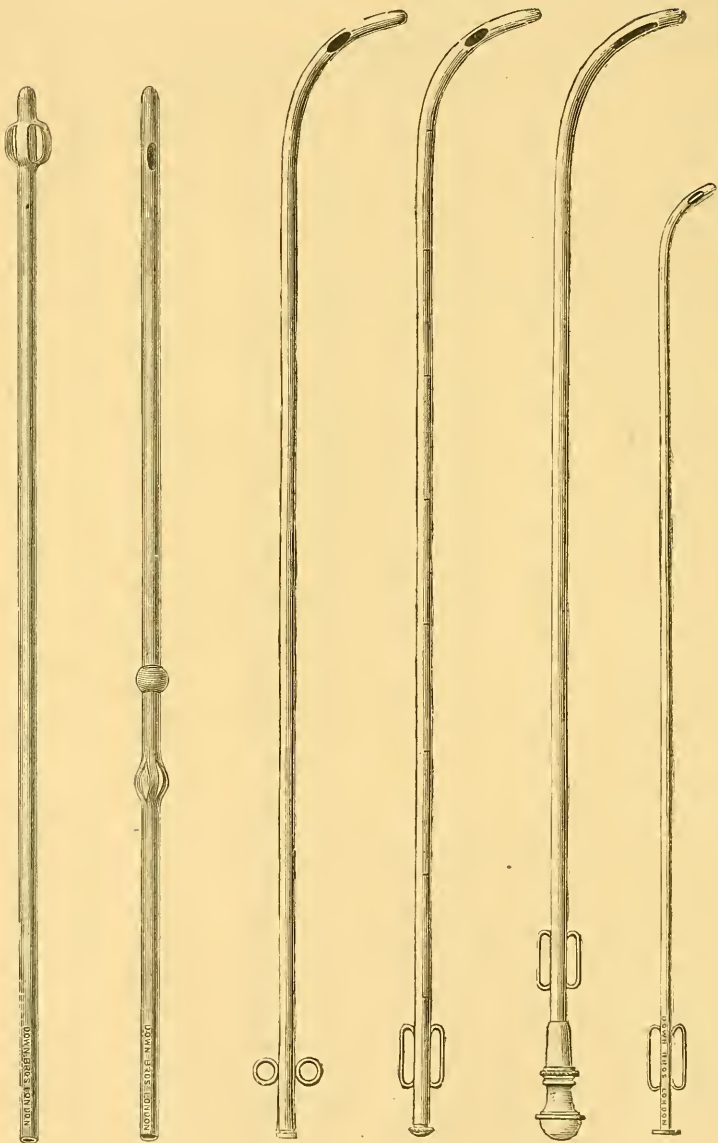


FIG. 718. FIG. 719

FIG. 720.

FIG. 721.

FIG. 722.

FIG. 723.

Bladder and Urethra Instruments, *continued.*




FIG. 724.



FIG. 727.



FIG. 725.



FIG. 726.



FIG. 728

Bladder and Urethra Instruments, *continued.*

	£	s.	d.
Cases for Catheters, Leather . . . . . each	0	3	0
Tin, japanned . . . . . „	0	2	6
Catheter Holders, for retaining Catheter in bladder „	0	1	6
Catheter Plugs, ivory . . . . . „	0	0	3
Hutchinson's, plated ( <i>Fig.</i> 727) . . . . . „	0	2	3
Catheter Walking Stick, Buckston Browne's, contain- ing space for Catheter and receptacle for oil, each	0	15	6
<b>Caustic Catheters,—</b>			
Dawson's, silver ( <i>Fig.</i> 728) . . . . . each	1	7	6
Erichsen's, silver ( <i>Fig.</i> 729), each, No. 9, 27s. 6d. ; No. 10	1	10	0
Lallemand's, silver ( <i>Fig.</i> 730), each, 27s. 6d. ; elastic, with silver end . . . . .	0	15	0
Thompson's, silver ( <i>Fig.</i> 731) . . . . . each	1	7	6

Bladder and Urethra Instruments, *continued.*

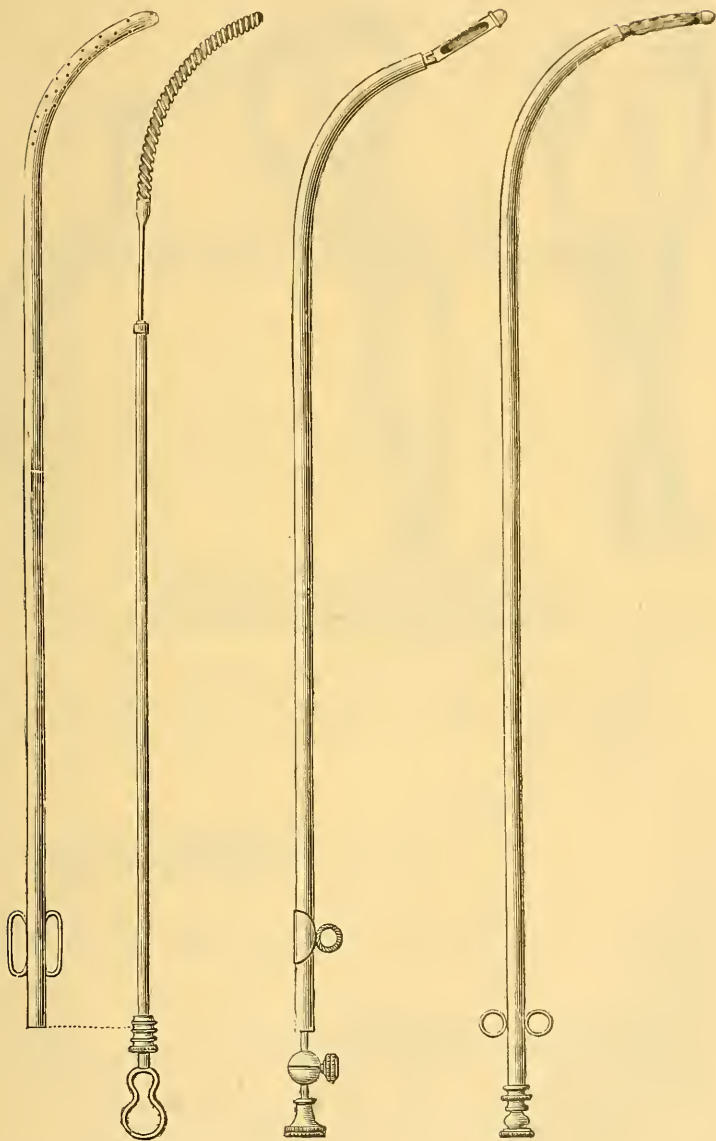


FIG. 729.

FIG. 730.

FIG. 731.

Bladder and Urethra Instruments, *continued.*

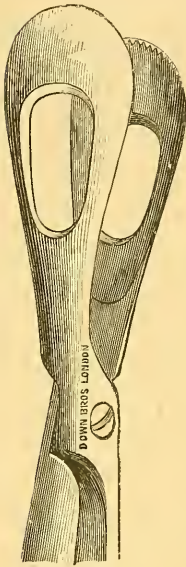


FIG. 732.

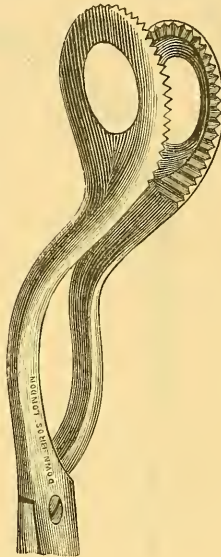


FIG. 733.

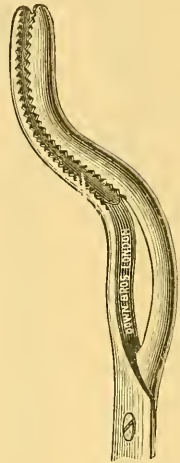


FIG. 734.

Forceps, etc., for removing growths from Bladder,—

	£	s.	d.
Thompson's ( <i>Figs. 732 and 733</i> ), nickel plated . . . . .	0	12	6
Ditto ( <i>Fig. 734</i> ), for removing growths close to the neck of the bladder . . . . .	0	10	6



FIG. 735.




FIG. 736.

Ditto, Serrated Instruments, for same purpose ( <i>Figs. 735 and 736</i> ) . . . . .	0	7	6
Gorget, Thompson's, to assist introduction of finger in digital exploration of the bladder, with grooved end ( <i>Fig. 737</i> ) . . . . .	0	8	6



Bladder and Urethra Instruments, *continued.*

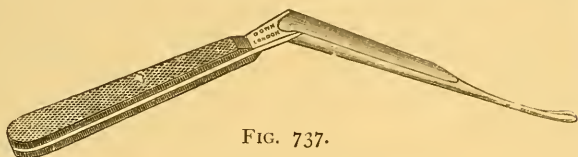


FIG. 737.

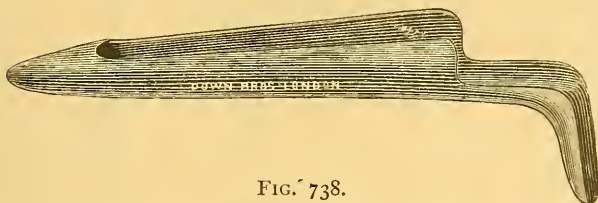


FIG. 738.

Female Urethra Dilators and Speculums,—

	£	s.	d.
Bryant's ( <i>Fig. 738</i> ), per set of 3, vulcanite,	7s.	6d.	
Reeves', plated, with plugs, 3 sizes	0	15	0
	0	10	6




FIG. 739.

Simon's, vulcanite, 7 sizes ( <i>Fig. 739</i> )	per set	1	2	6
Steel, two-bladed	each	0	7	6

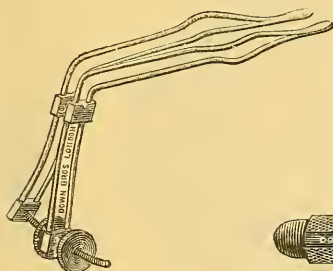


FIG. 741.




FIG. 740.

Ditto, three-bladed ( <i>Fig. 740</i> )	each	2	2	0
Walters', Mr. J. Hopkin's Speculum ( <i>Fig. 741</i> )	„	0	9	6

Bladder and Urethra Instruments, *continued.*




FIG. 742.

FIG. 743.

FIG. 744.

FIG. 745.

FIG. 747.

Insufflators, for the Urethra ( <i>Fig. 742</i> )	. . . each	£	o	5	6
<b>Perineal Section Instruments,—</b>					
Cock's Knife ( <i>Fig. 743</i> ), each, ebony handle,	4s. ; ivory	o	5	o	
Durham's, chequered ivory handle	. . . each	o	7	6	

**Bladder and Urethra Instruments, *continued.***

**Perineal Section Instruments, *continued.*—**

	£	s.	d.
Director, with large groove, to facilitate introduction of Catheter ( <i>Fig. 744</i> ) . . . . . each	0	10	6
Retractors . . . . . „	0	2	6
Syme's Sigmoid Catheter . . . . . „	0	7	6
Syme's Staff ( <i>Fig. 745</i> ) . . . . . „	0	7	6

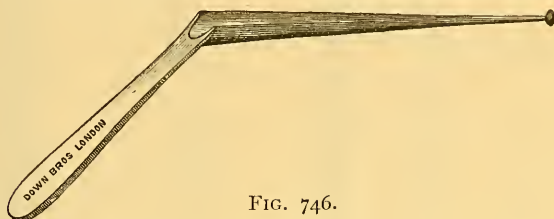


FIG. 746.

Teale's Gorget ( <i>Fig. 746</i> ) . . . . . each	0	7	6
Wheelhouse's Staff ( <i>Fig. 747</i> ) . . . . . „	0	7	6




FIG. 748.

**Phymosis Instruments,—**

Carver's Prepuce Dilator ( <i>Fig. 748</i> ) . . . . . each	0	10	6
---	---	----	---




FIG. 749.

Clover's Disc Clamp, for circumcision ( <i>Fig. 749</i> )	each	0	10	6
---	------	---	----	---

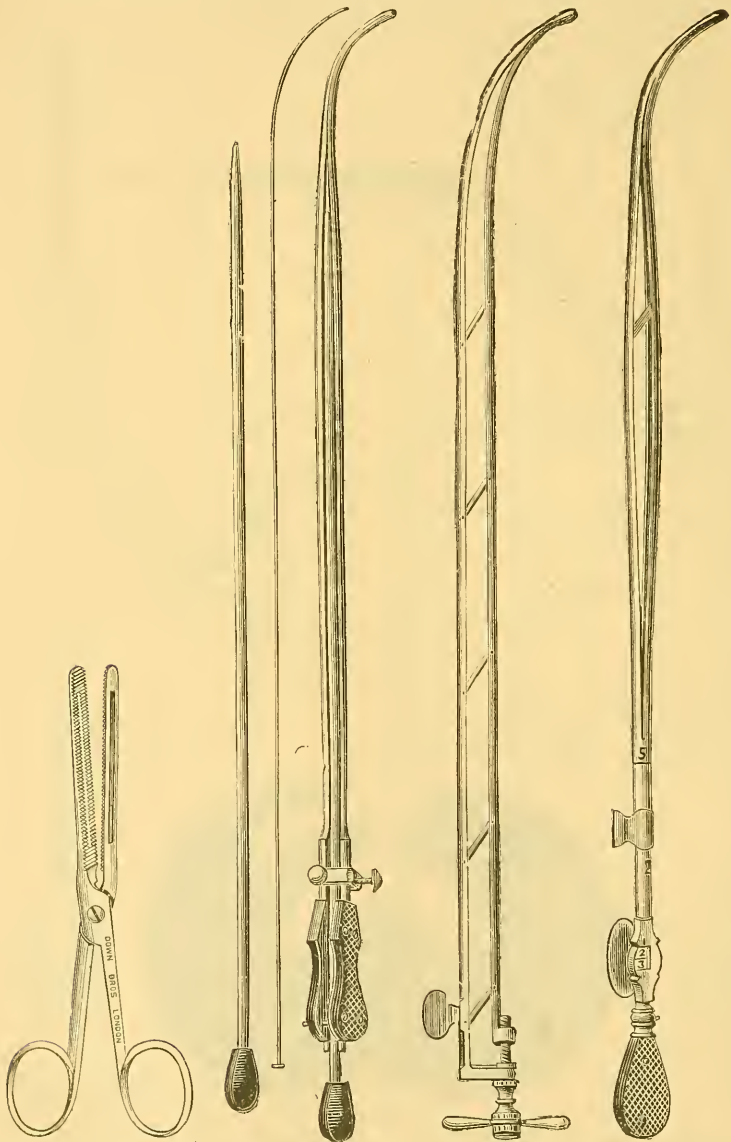
Bladder and Urethra Instruments, *continued.*

FIG. 750.

FIG. 751.

FIG. 752.

FIG. 753.

Bladder and Urethra Instruments, *continued.*

Phymosis Instruments, <i>continued</i> ,—		£	s.	d.
Ricord's Forceps ( <i>Fig.</i> 750)	. . . . . each	0	6	0
Simon's Angular Scoops, for removing growths from female bladder	. . . . . each	0	7	6
Speculums, for Female Urethra ( <i>see</i> Female Urethra Dilators).				
Speculums, for Male Urethra ( <i>see also</i> Electric Light Apparatus, <i>pages</i> 394-399).				
Picks.	. . . . . each, straight, 5s. 6d. ; curved	0	7	6
Stricture Dilators,—				
Holt's ( <i>Fig.</i> 751), with set of 3 tubes	. per set, in case	2	10	0
Lyon's ( <i>Fig.</i> 752)	. . . . . each	1	7	0
Thompson's ( <i>Fig.</i> 753)	. . . . . „	1	10	0
Wakley's	. . . . . per set, in case	4	4	0



FIG. 754.

Thompson's Conical Diagnostic Sounds, graduated for diagnosing Strictures (*Fig.* 754), 3 sizes,

each 0 5 0

Urethra Forceps (*see page* 217).

Urethra Syringes (*see pages* 337, 338).

Urethrotomes,—

Berkeley Hill's	. . . . . in case	2	10	0
Durham's	. . . . . „	3	0	0
Maissoneuve's ( <i>Fig.</i> 755)	. . . . . „	1	10	0
Otis' ( <i>Fig.</i> 756)	. . . . . each	3	0	0
Teevan's ( <i>Fig.</i> 757)	. . . . . in case	2	5	0
Thompson's, modification of Civiale's ( <i>Fig.</i> 758)	„	2	5	0
Ditto, with set of 3 Conical Diagnostic Sounds	„	3	3	0

Urethrometers, Otis' (*Fig.* 759) . . . . . each 3 0 0

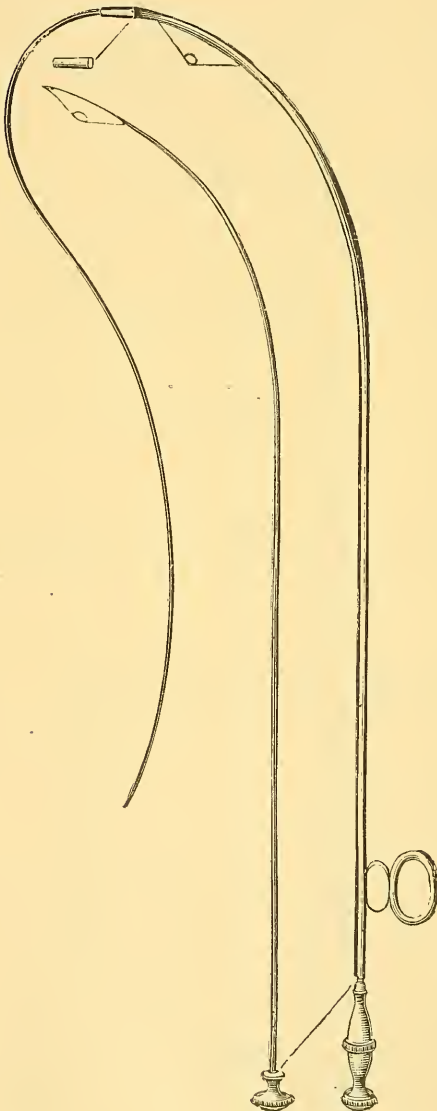
Bladder and Urethra Instruments, *continued.*

FIG. 755.




FIG. 756.

Bladder and Urethra Instruments, *continued.*

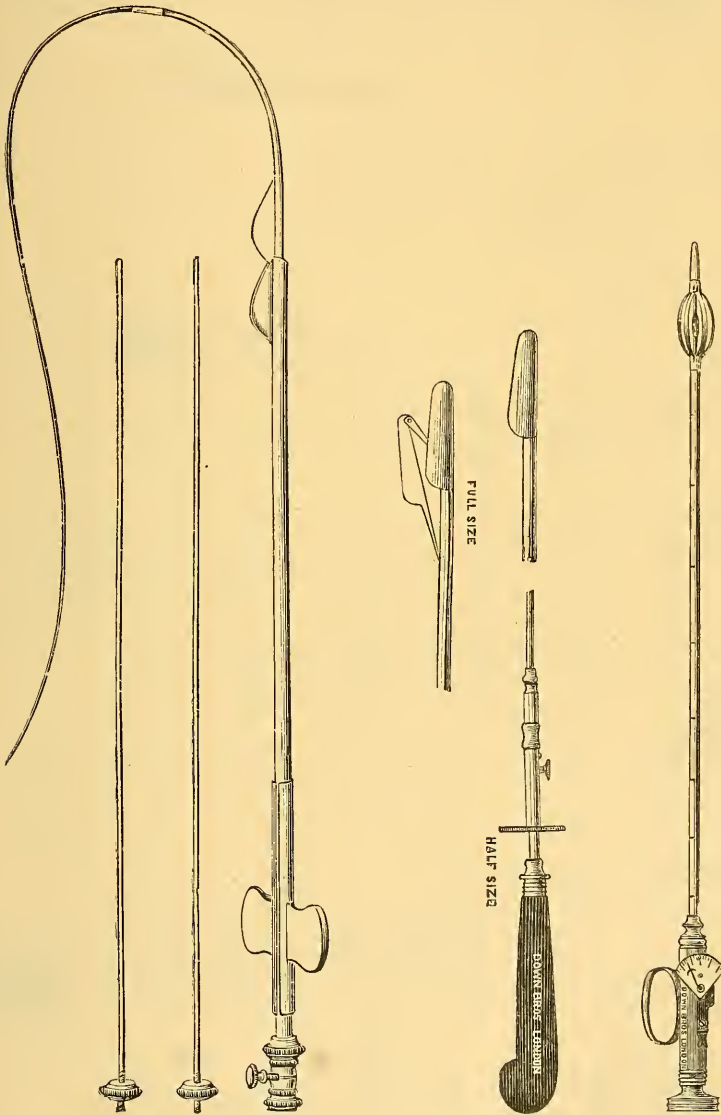


FIG. 757.

FIG. 758.

FIG. 759.

MR. CLEMENT LUCAS'S INSTRUMENTS FOR OPERATIONS ON THE KIDNEY.



FIG. 760.

Stilettoes (*Fig. 760*), straight or curved . . . each  $\begin{matrix} \text{£} & \text{s.} & \text{d.} \\ 0 & 6 & 6 \end{matrix}$

*Long, narrow, stiletto-shaped needles, set in handles, for probing the kidney, in order to determine the existence of a stone in its interior.*

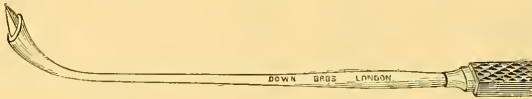


FIG. 761.

Blunted Lance (*Fig. 761*) . . . . . each 0 12 6

*A curved, blunted, lance-shaped instrument, to tear or scrape, rather than cut, into the kidney substance.*

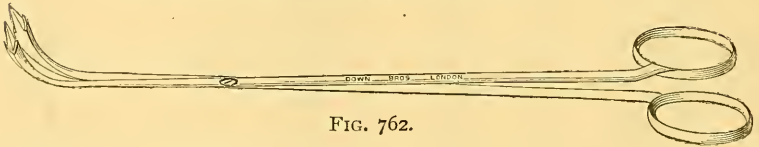


FIG. 762.

Dilating Lance Forceps, blunted (*Fig. 762*) . each 0 15 6

*To enlarge the opening by tearing.*

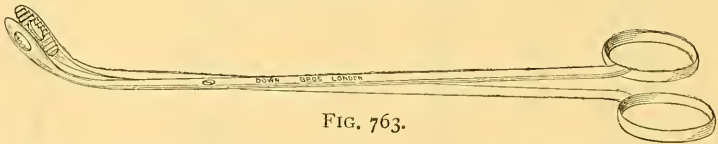


FIG. 763.

Forceps, curved (*Fig. 763*) . . . . . each 0 15 6

*For removing calculus through the opening made.*




FIG. 764.

Nephrectomy Knife (*Fig. 764*) . . . . . each 0 7 6

*A firm, blunt-pointed, curved bistoury, resembling a hernia knife, for dividing adhesions.*



Mr. Clement Lucas's Instruments, *continued.*

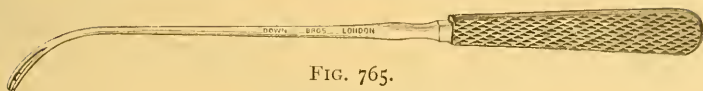


FIG. 765.

Nephrectomy Needle (*Fig. 765*) . . . . . each £ s. d.  
 0 9 6

*A long, curved, blunt-pointed needle, with large eye, for passing ligature round pedicle of the kidney.*

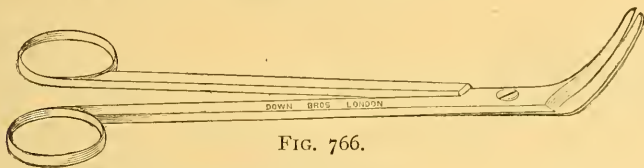


FIG. 766.

Nephrectomy Scissors (*Fig. 766*) . . . . . each 0 15 0

*Scissors, set at an angle, for dividing the pedicle.*

LITHOTOMY AND LITHOTRITY INSTRUMENTS.

Lithotomy Instruments,—

No. 1 Set, consisting of 3 pairs straight and 2 pairs curved Lithotomy Forceps, 2 Lithotomy Knives, 2 Scalpels, Fergusson's Scoop, 4 Male Staffs, 2 Female Staffs, 3 Male Sounds with barrel handles, 2 Female Sounds, Buckston Browne's Lithotomy Tube and set of Mason's Straps; in handsome mahogany or walnut case . . . . . 8 10 0

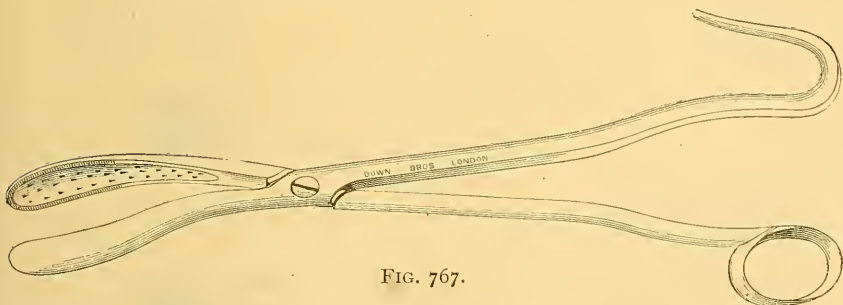


FIG. 767.

Forceps, curved (*Fig. 767*), 6 and 7-inch . . . . . each 0 6 6  
 Ditto, ditto, 9 and 10-inch . . . . . ,, 0 8 6

Lithotomy and Lithotrity Instruments, *continued.*

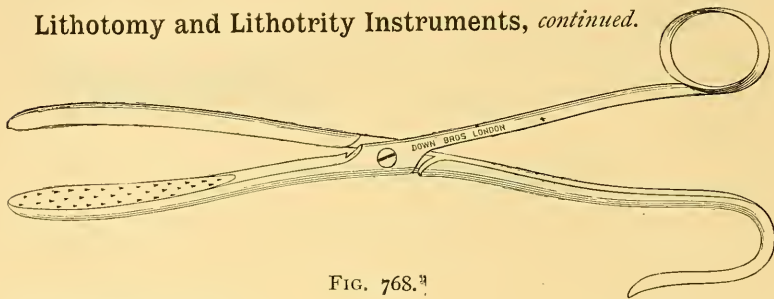


FIG. 768.<sup>3</sup>

Forceps, *continued*,—

Straight ( <i>Fig. 768</i> ), 7 and 8-inch . . . . .	each	£	s.	d.
Ditto, ditto, 9 and 10-inch . . . . .	„	0	8	6
<i>Nickel plated, 1s. each extra.</i>				

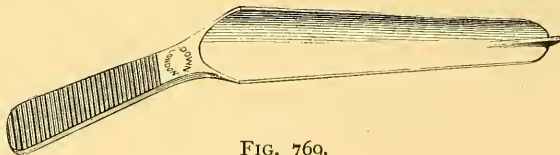


FIG. 769.

Gorgets, with blunt end ( <i>Fig. 769</i> ) . . . . .	each	0	7	6
---	------	---	---	---



FIG. 770.




FIG. 771.

Knives,—

Boyd's . . . . .	each	0	5	0
Fergusson's ( <i>Figs. 770 and 771</i> ) . . . . .	„	0	3	6




FIG. 772.

Key's ( <i>Fig. 772</i> ). . . . .	each	0	3	6
Liston's . . . . .	„	0	3	6



FIG. 773.

Lithotomy and Lithotripsy Instruments, *continued.*

Knives, <i>continued</i> ,—	£	s.	d.
Probe ended ( <i>Fig. 773</i> ) . . . . . each	0	4	6
Thompson's . . . . . „	0	3	6
Lithotome, Dupuytren's . . . . . „	3	3	0

Sounds (*see pages 221 and 222*).

Scoops ( <i>Fig. 774</i> ) . . . . . each	0	3	9
Erichsen's ( <i>Fig. 775</i> ) . . . . . „	0	5	6
Fergusson's, two sizes ( <i>Fig. 776</i> ) . . . . . „	0	7	6
With curved end, right or left . . . . . „	0	5	6

*Nickel plated, 1s. each extra.*

Staffs,—

Boyd's . . . . . each	0	12	6
Buchanan's rectangular ( <i>Fig. 777</i> ) . . . . . „	0	5	6
Female ( <i>Fig. 778</i> ) . . . . . „	0	4	6
Fergusson's, with lateral groove ( <i>Fig. 779</i> ) . . . . . „	0	4	6
Ditto, with central groove . . . . . „	0	4	6
Key's ( <i>Fig. 780</i> ) . . . . . „	0	4	6

*Nickel plated, 1s. each extra.*

Stone Crushers . . . . . each	1	18	6
Lithotrite form . . . . . „	2	10	0

Lithotomy and Lithotripsy Instruments, *continued.*



FIG. 774.



FIG. 775.

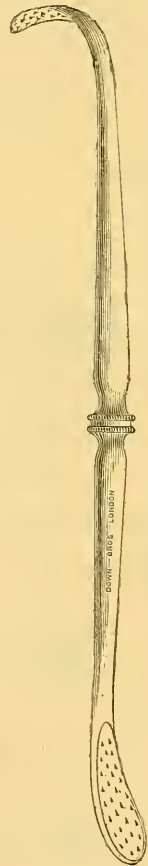


FIG. 776.

Lithotomy and Lithotripsy Instruments, *continued.*



FIG. 778.



FIG. 777.



FIG. 780.

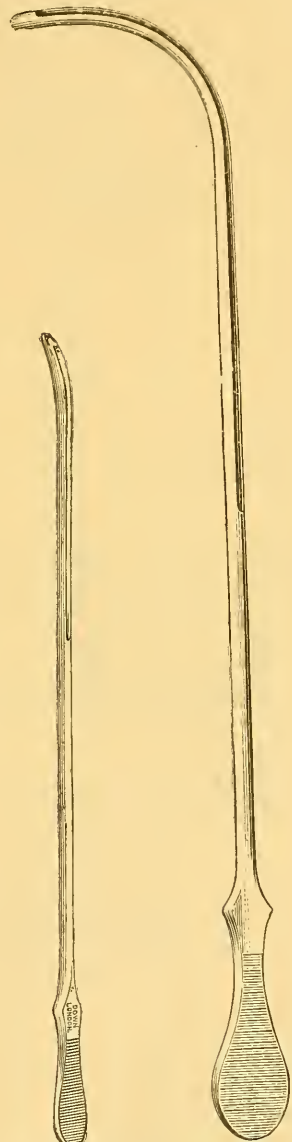


FIG. 779.

Lithotomy and Lithotrity Instruments, *continued.*

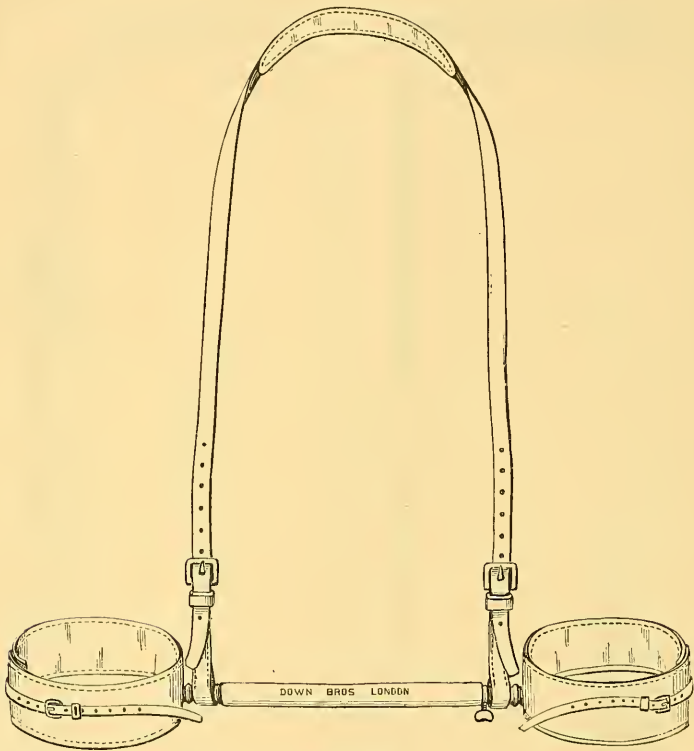


FIG. 781.

Straps,—

Clover's Crutch (*Fig. 781*) . . . . . each £ s. d.  
 1 8 0




FIG. 782.

Mason's (*Fig. 782*) : . . . . . per set 0 13 6

Lithotomy and Lithotripsy Instruments, *continued.*




FIG. 783.

Straps, *continued*,—

Pritchard's ( <i>Fig. 783</i> ).	per set	£	s.	d.
		0	19	0



FIG. 784.

Tubes, Lithotomy, silver mounted ( <i>Fig. 784</i> )	each	0	3	0
Buckston Browne's ( <i>Fig. 785</i> )	"	0	7	6

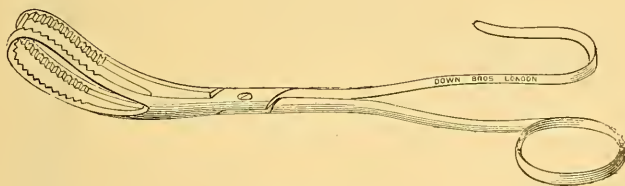


FIG. 786.

Supra-Pubic Operation Instruments,—

Jacobson's Fenestrated Forceps, for removing stone ( <i>Fig. 786</i> )	each	0	13	6
Thompson's Catheter Guide ( <i>Fig. 787</i> )	"	0	15	6
Ditto, Cystotomy Knife	each, ebony, 2s.; ivory	0	2	9
Ditto, Drainage Tube, india-rubber ( <i>Fig. 788</i> )	each	0	4	6

Lithotomy and Lithotripsy Instruments, *continued.*

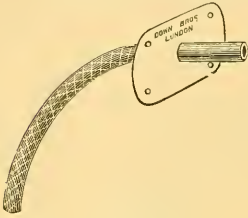


FIG. 789.

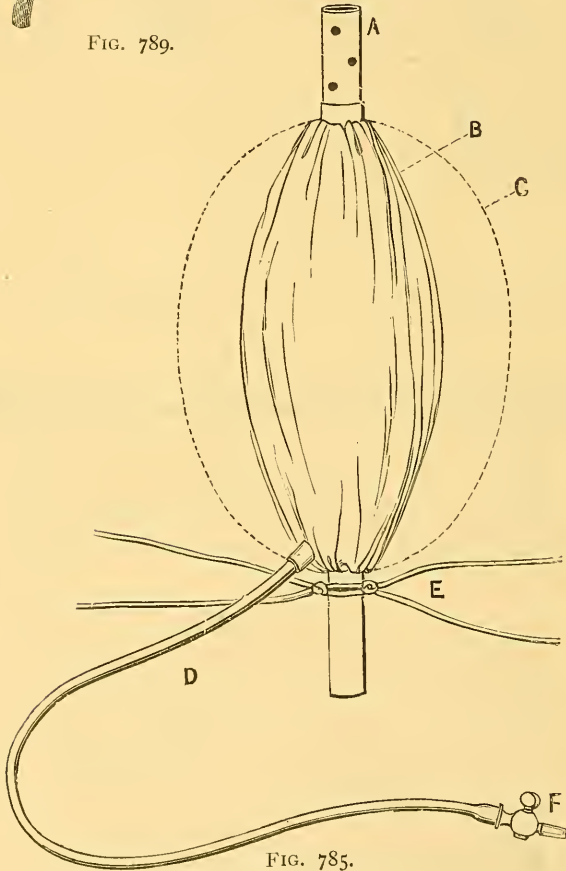


FIG. 785.

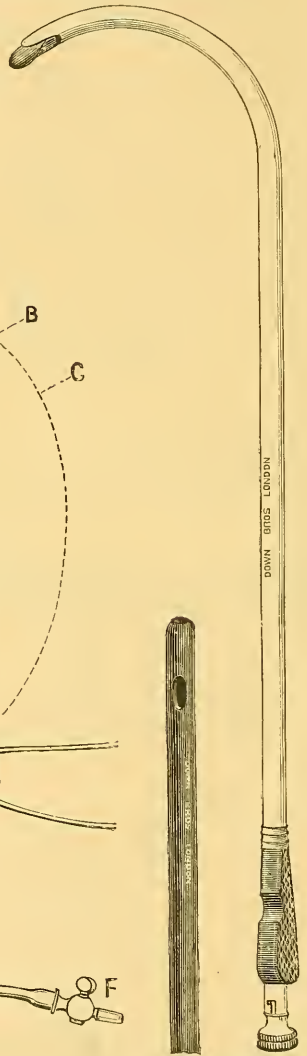


FIG. 787.

Supra-Pubic Operation Instruments, *continued.*— £ s. d.

Thompson's elastic-gum Tube (*Fig. 789*), for wear in cases of operation for prostatic disease, etc., with plated shield . . . 5s. 6d. ; with silver shield . . . 0 10 6



Lithotomy and Lithotrity Instruments, *continued.*




FIG. 790.

Supra-Pubic Operation Instruments, *continued.*—  
 Thompson's ivory Separator (*Fig.* 790) . . . each £ s. d.  
 . . . . . 0 8 6

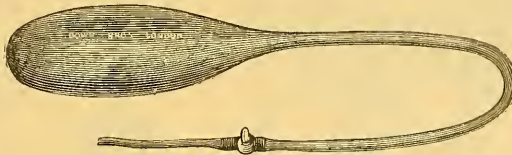


FIG. 791.

Ditto, Rectal Bags, improved shape, 3 sizes (*Fig.* 791),  
 each 0 7 6

Lithotrity Instruments,—

No. 1 Set, consisting of Thompson's Lithotrite, Thompson's Evacuation Apparatus, and set of 4 Catheters, Scalpel, and 3 Sounds with barrel handles; in handsome mahogany or walnut case 11 0 0  
 Catheters, for washing out the bladder (*see pages* 179–181).

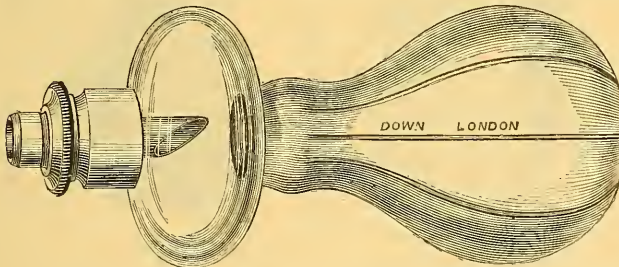


FIG. 792.

Evacuation Apparatus, for removing debris from the bladder after crushing,—

Berkeley Hill's modification of Clover's, with 4 Catheters ( <i>Fig.</i> 792) . . . . .	per set	2 12 6
Cadge's modification of Golding-Bird's ( <i>Fig.</i> 793), with set of 4 Catheters . . . . .		4 4 0
Clover's, with set of 4 Catheters ( <i>Fig.</i> 794),	per set, £1 16s. ; in case	2 4 0
Golding-Bird's ( <i>Fig.</i> 795), with set of 4 Catheters, per set		3 13 6
Morgan's, with set of 4 Catheters. . . . .	„	3 10 0

Lithotomy and Lithotrity Instruments, *continued.*

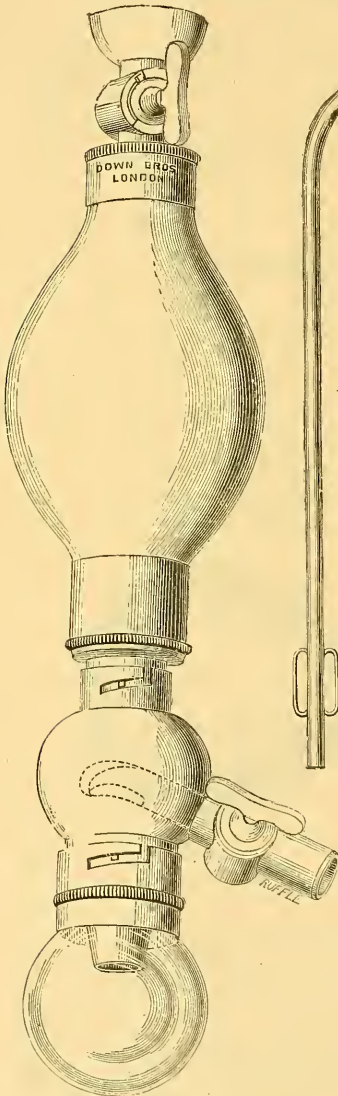


FIG. 793.

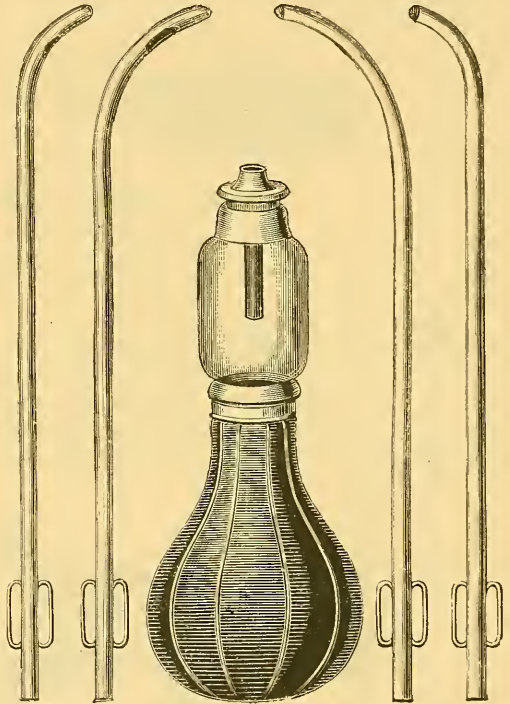


FIG. 794.

Lithotomy and Lithotripsy Instruments, *continued.*  
 Evacuation Apparatus, *continued.*—

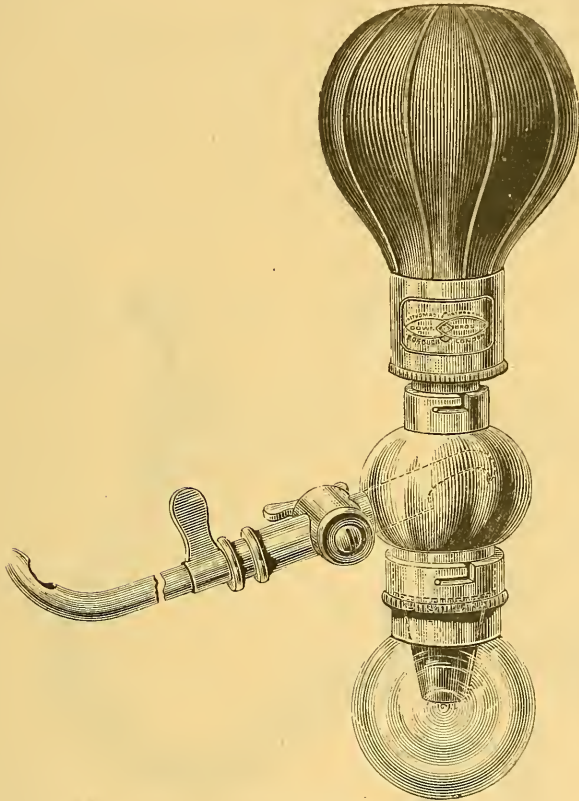


FIG. 795.

"Messrs. Down Brothers, 3, St. Thomas's Street, London, S.E., are the makers of an evacuating aspirator, made under the instructions of Mr. Golding-Bird, to the efficiency of which reference has already been made by Mr. Cadge, in his lectures "On the Surgical Treatment of Stone in the Bladder" (see *British Medical Journal*, July 3rd, 1886). The essential features of the instrument are, that the fragments of stone are brought (by the shortest possible route) from the bladder to the aspirator; that, having reached the aspirator, they are whirled round in the brass sphere, and fall into the glass receiver as the current subsides; there is no valve or perforated metal plate to become clogged with mucus or fragments; there is plenty of room for the water to circulate round the end of the tube; but from the form of the opening in the tube, the direction of the current in the brass sphere, and the fact of the

Lithotomy and Lithotripsy Instruments, *continued.*Evacuation Apparatus, *continued*,—

£ s. d.

rubber-ball being above the point of entry, there is no possibility of fragments being taken up into the ball and re-injected into the bladder. When the fragments and debris once reach the receiver, they remain undisturbed while the instrument is worked. It has been designed without any tap at the top, in order that the ball may be grasped "overhand," this allowing of a firm and quick compression, and easy relaxation of the hand with quick rebound. It is filled by simple displacement of the contained air. The tap suggested by Mr. Cadge can be easily added for those who prefer it. The sphere in the centre can be conveniently grasped by the left hand, and renders the balance of the instrument complete."—*British Medical Journal*, Nov. 13th, 1886.

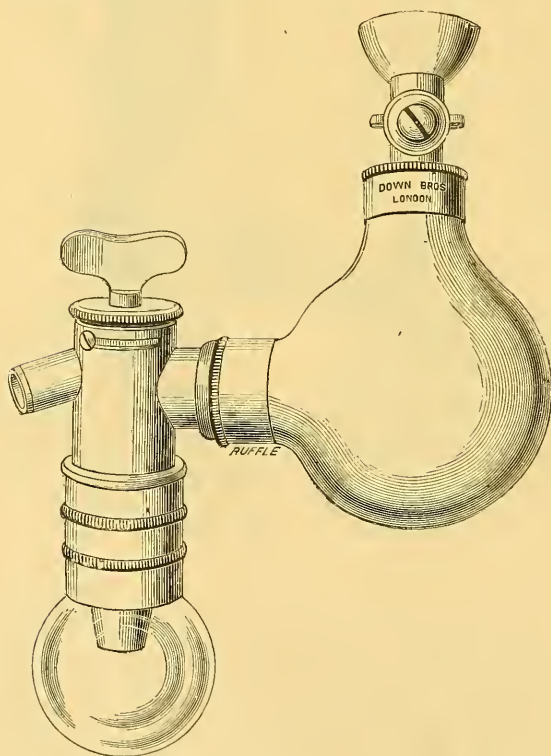


FIG. 796.

Thompson's ( <i>Fig. 796</i> ), with set of 4 Catheters,	per set	3	13	6
Ditto, with valve ( <i>Fig. 797</i> ), with set of 4 Catheters,	per set	3	15	0

Lithotomy and Lithotrity Instruments, *continued.*

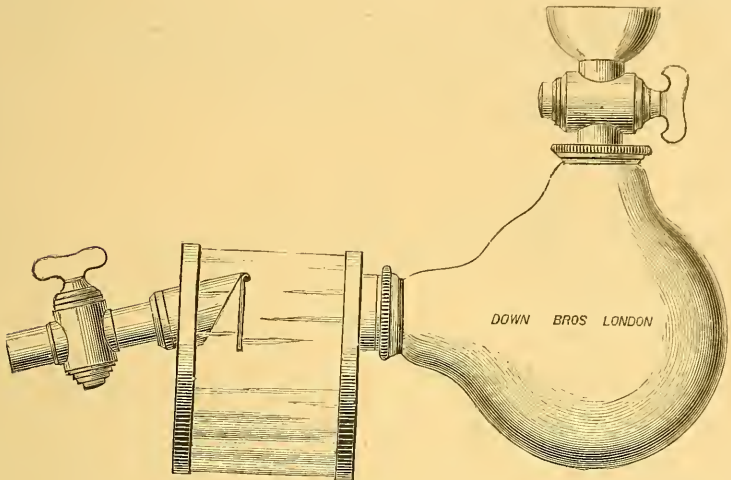


FIG. 797.

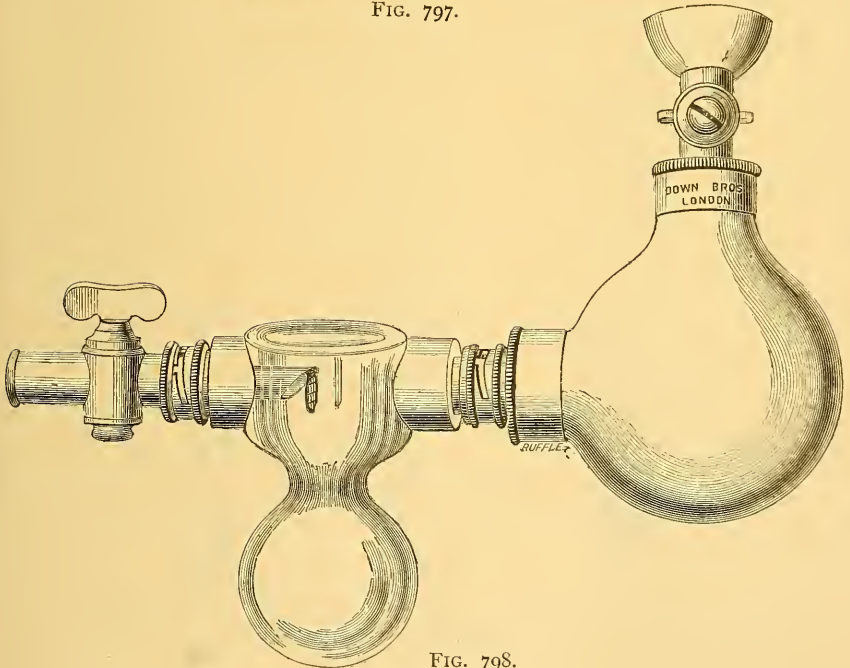


FIG. 798.

Lithotomy and Lithotrixy Instruments, *continued.*

Evacuation Apparatus, *continued*,—  
 Thompson's, with valve, latest model (*Fig. 798*), per set £ s. d.  
3 15 0

*Any of the Catheters supplied with these evacuators can be fitted with pilots, which serve to close the eye during introduction, or to dislodge a fragment fixed in the tube.*

Mahogany Cases to contain Evacuator, with set of 4  
 Catheters . . . . . each 0 12 6



FIG. 799.



FIG. 800.



FIG. 801.

Extractors, for removing small calculi or débris,—

Cooper's . . . . . each 1 10 0

Lithotomy and Lithotripsy Instruments, *continued.*Extractors, *continued*,—

		£	s.	d.
Fergusson's ( <i>Fig. 799</i> )	. . . . . each	1	17	6
Improved model ( <i>Fig. 800</i> )	. . . . . "	3	3	0
Léroy D'Etoile's ( <i>Fig. 801</i> )	. . . . . "	0	15	0

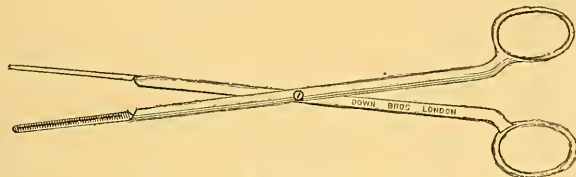


FIG. 802.

Forceps, Urethra ( <i>Fig. 802</i> )	. . . . . each	0	5	6
--------------------------------------	----------------	---	---	---

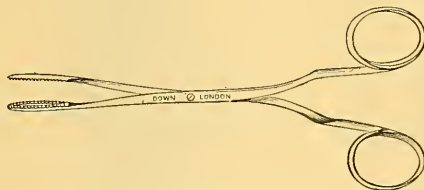


FIG. 803.

Fergusson's ( <i>Fig. 803</i> )	. . . . . each	0	6	6
---------------------------------	----------------	---	---	---

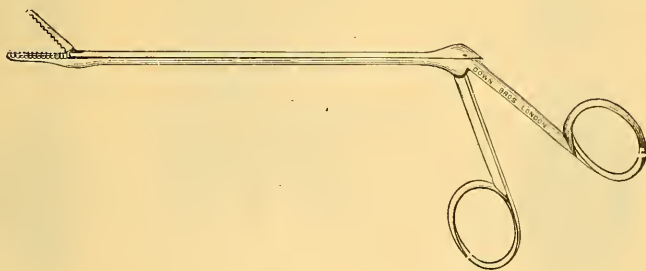


FIG. 804.

With crocodile mouth ( <i>Fig. 804</i> )	. . . . . each	0	15	0
Durham's, flexible, with 3 ends ( <i>Fig. 294, page 71</i> ),	each, £2 5s.; in case	2	10	6

Lithotomy and Lithotripsy Instruments, *continued.*



FIG. 805.

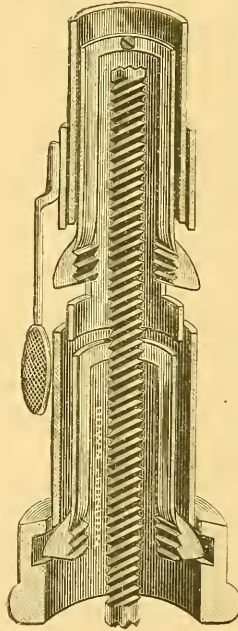



FIG. 807.



Lithotrites,—

		£	s.	d.
Bigelow's ( <i>Fig. 805</i> )	. . . . .	6	10	0
Children's Fenestrated ( <i>Fig. 806</i> )	. . . . .	5	5	0



Lithotomy and Lithotripsy Instruments, *continued.*

Lithotrites, *continued*,—

		£	s.	d.
Civiale's	. . . . .	5	0	0
* Manby's ( <i>Fig. 807</i> )	. . . . .	8	10	0
Teevan's	. . . . .	6	0	0



FIG. 806.

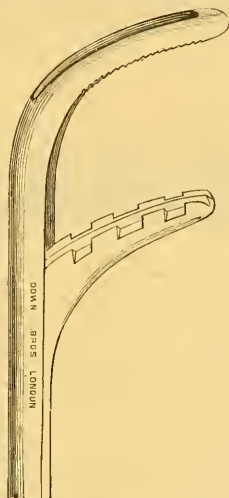


FIG. 808.

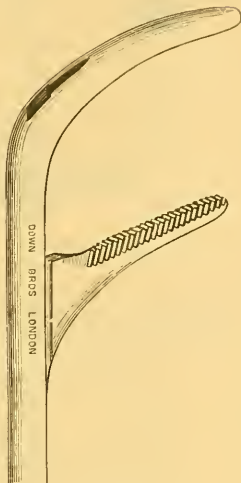


FIG. 809.

Thompson's ( <i>Figs. 808 and 809</i> )	. . . . .	5	5	0
Ditto, flat blade	. . . . .	5	5	0

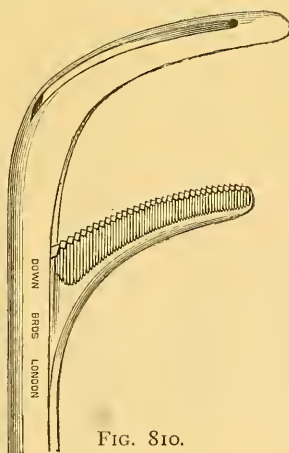


FIG. 810.

Ditto, most powerful for hard stones (*Fig. 810*). each 5 10 0

\* See footnote, next page.

Lithotomy and Lithotrixy Instruments, *continued.*

FIG. 811.



FIG. 812.

Lithotrites, *continued.*—

*Figs. 811 and 812 represent the two forms of handles fitted to Thompson's Lithotrites. Fig. 811 is the model usually supplied, unless otherwise specified.*

*"It has occurred to me, during the operation of lithotrixy, that, having with much patience seized a fragment of stone, I have again lost it in the attempt to lock the instrument, the morsel being of such size that the threads of the screw would not bite. An inspection of most old lithotrites will show that this must be no uncommon accident, as it will be seen that the edges of the male screw are burred from the force used to make it lock; and although, theoretically, it would appear impossible to remedy this defect, as a fresh catch would be necessary at every point of the screw, practically such perfection is needless, and the instrument (which has been ably made from my design by Messrs. Down Brothers, of St. Thomas's Street) answers sufficiently well. Its novelty consists in two locks, so set that whenever the crests of the female screw of the first impinge directly on the crests of the male screw, the second lock can be brought into play by moving up the catch with the thumb without altering the position of the operator's hands. By this arrangement the pitch of a screw like this of fourteen threads to the inch is reduced to one of twenty-eight, and the chance of jerking away the stone is proportionately lessened; and, although the weight and length of the handle are increased, I consider that no disadvantage, as it affords a firmer hand grasp.—ALAN REEVE MANBY, East Rudham."—Lancet, July 18th, 1886.*

Lithotomy and Lithotrity Instruments, *continued.*

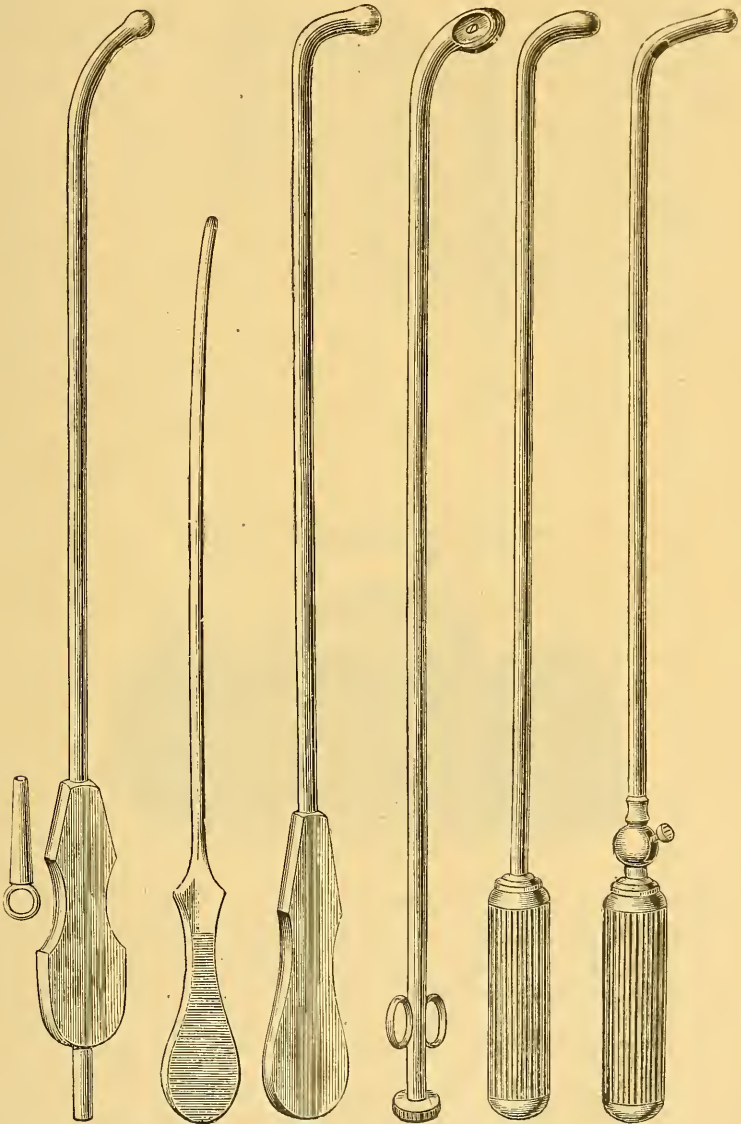


FIG. 813.

FIG. 814.

FIG. 815.

FIG. 816.

FIG. 817.

FIG. 818.



Midwifery Instruments, *continued.*

FIG. 820.

## Midwifery Bags and Pouches, fitted,—

£ s. d.

No. 1.—Pouch containing Barnes' Long Forceps,  
Craniotomy Forceps, Perforator, Blunt Hook and  
Crotchet, Elastic Gum Catheter, and Frænum  
Scissors

3 1 0

*Nickel plated, 7s. 9d. extra.*

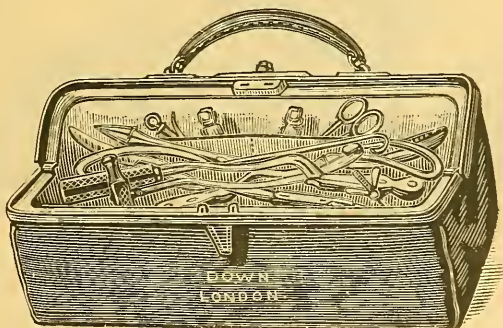


FIG. 821.

No. 2.—The "G.P.," containing Barnes' Long Forceps,  
Craniotomy Forceps, Denman's Perforator, Blunt  
Hook and Crotchet, Frænum Scissors, Elastic  
Female Catheter with silver stopcock, 3 Stopped  
Bottles, and Spring-top Drop Bottle (*Fig. 821*)

3 15 6

*Nickel plated, 7s. 9d. extra.*

No. 3.—The "G.P.," extra size, containing Barnes' Long  
Forceps, Craniotomy Forceps, Denman's Perforator,  
Blunt Hook and Crotchet, Frænum Scissors, Set  
Barnes' Improved Pattern Hydrostatic Dilators

Midwifery Instruments, *continued.*

Midwifery Bags and Pouches, Etc., *continued*,— £ s. d.  
 and Syringe for injecting perchloride of iron,  
 Skinner's Chloroform Mask and Spring-top Drop  
 Bottle, Elastic Female Catheter with silver stop-  
 cock, and 3 Stoppered Bottles . . . . . 5 4 6

*Nickel plated, 7s. 9d. extra.*

No. 4.—The "G.P.," extra size, containing Barnes' Long Forceps with Simpson's handles, Craniotomy Forceps, Denman's Perforator, Blunt Hook and Crotchet, Frænum Scissors, Set Barnes' Improved pattern Hydrostatic Dilators and Syringe for injecting perchloride of iron, Skinner's Chloroform Mask, Spring-top Drop Bottle, Elastic Female Catheter with silver stopcock, 4 Stoppered Bottles in boxwood cases, and Pot for vaseline in boxwood case . . . . . 5 15 6

*Nickel plated, 7s. 9d. extra.*

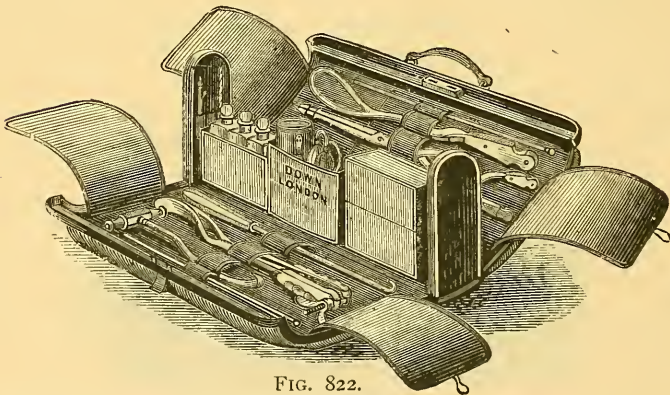


FIG. 822.

No. 5.—Barnes' Midwifery Bag, containing Barnes' Long Forceps, Barnes' Craniotomy Forceps, Blunt Hook, Crotchet, Holmes' Perforator, Quill for puncturing membrane, Set Barnes' Hydrostatic Dilators and Syringe for injecting perchloride of iron, Skinner's Chloroform Mask, Spring-top Drop Bottle, Elastic Catheter, Frænum Scissors, and 6 Stoppered Bottles (*Fig. 822*) . . . . . 8 15 0

*Nickel plated, 10s. 6d. extra.*

USEFUL ADDITIONS: Cephalotribe, Needle for Ruptured Perineum.

Midwifery Instruments, *continued.*

Pocket Midwifery Cases,—

	£	s.	d.
No. 1.—Containing 3 Corked Bottles, with ivory tops, Minim Measure, Elastic Gum Female Catheter, with silver stopcock and Frænum Scissors . . . . . each	0	12	6
No. 2.—Containing 3 Cut Stopped Bottles, Minim Measure, Elastic Female Catheter, with silver stopcock and Frænum Scissors . . . . . each	0	16	6
No. 3.—Containing 3 Cut Stopped Bottles, Minim Measure, silver Sliding Female Catheter, Blundell's silver Trachea Tube, and Frænum Scissors . . . . . each	1	3	0

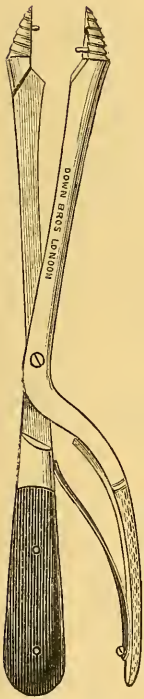


FIG. 823.

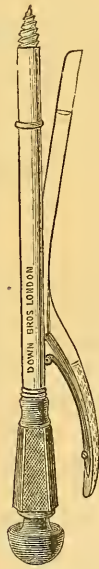


FIG. 824.

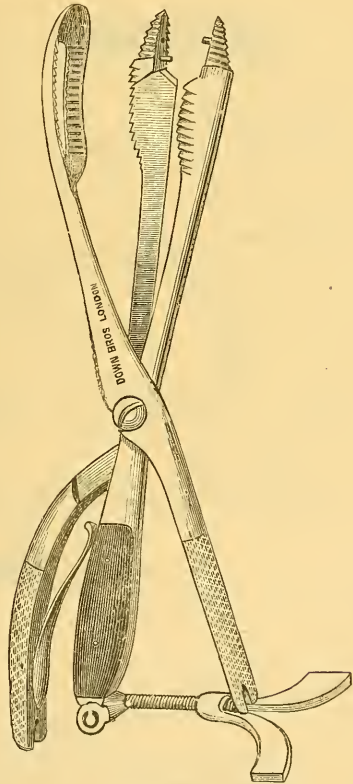


FIG. 825.

Basylst, Simpson's ( <i>Fig. 823</i> ) . . . . . each	1	10	0
Ditto, with cutting blade ( <i>Fig. 824</i> ) . . . . . „	1	10	0
<i>Nickel plated, 2s. extra.</i>			

Midwifery Instruments, *continued.*

		£	s.	d.
Basilyst, Simpson's, with Tractor ( <i>Fig. 825</i> ).	. each	3	3	0
<i>Nickel plated, 3s. extra.</i>				



FIG. 826.

Blunt Hook, with ebony handle . . . . .	. each	0	4	6
Ditto, with ebony cross handle ( <i>Fig. 826</i> ) . . . . .	„	0	7	6



FIG. 827.

Barnes' ( <i>Fig. 827</i> ) . . . . .	. each	0	4	6
Braxton Hicks', German silver, capable of being bent, as <i>Fig. 826</i> . . . . .	. each	0	8	6

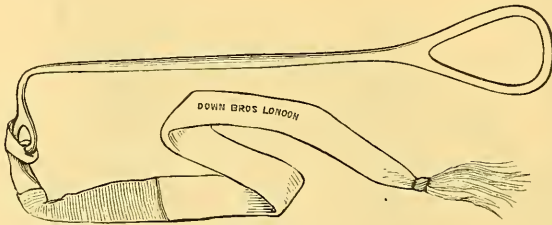


FIG. 828.

Lazerovitch's, with tape ( <i>Fig. 828</i> ) . . . . .	. each	0	6	6
--	--------	---	---	---




FIG. 829.

With crotchet ( <i>Fig. 829</i> ) . . . . .	. each	0	3	6
<i>Nickel plated, 1s. each extra.</i>				

With crotchet and cross handle . . . . .	„	0	10	0
Ditto, ditto, and extra Blunt Hook . . . . .	„	0	13	0

*Nickel plated, 2s. each extra.*

Carbolic Soap, Calvert's, for washing the hands, etc., per doz. tablets		0	1	6
--	--	---	---	---



Midwifery Instruments, *continued.*



FIG. 830.

Catheters, Female,—

		£	s.	d.
Celluloid ( <i>Fig. 830</i> )	per doz.	0	12	0
Elastic Gum, double web	„	0	7	6



FIG. 831.

Ditto, ditto, with silver stopcock ( <i>Fig. 831</i> )	each	0	4	6
--	------	---	---	---



FIG. 832.

Plated, telescopic, with stopcock ( <i>Fig. 832</i> )	each	0	3	9
Silver, plain	„	0	5	6



FIG. 833.

Ditto, telescopic ( <i>Fig. 833</i> )	each	0	6	6
Ditto, ditto, with stopcock	„	0	7	6

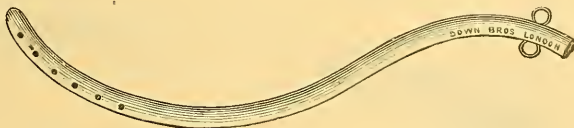


FIG. 834.

Sims' Sigmoid, silver ( <i>Fig. 834</i> )	each	0	6	6
Ditto, vulcanite	„	0	3	6

Midwifery Instruments, *continued.*

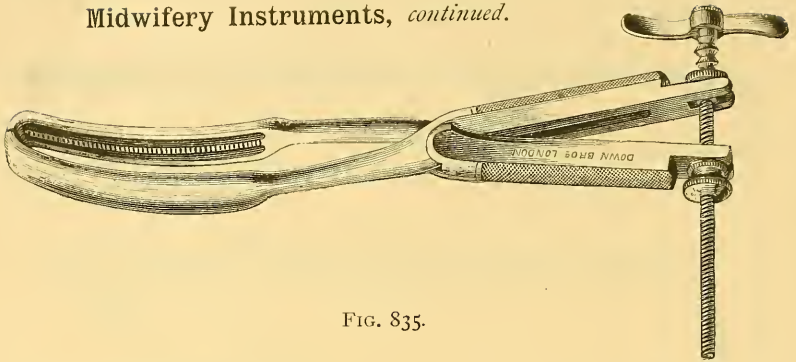


FIG. 835.

Cephalotribes,—

Braxton Hicks' (*Fig. 835*) . . . . .

£	s.	d.
2	2	0

each

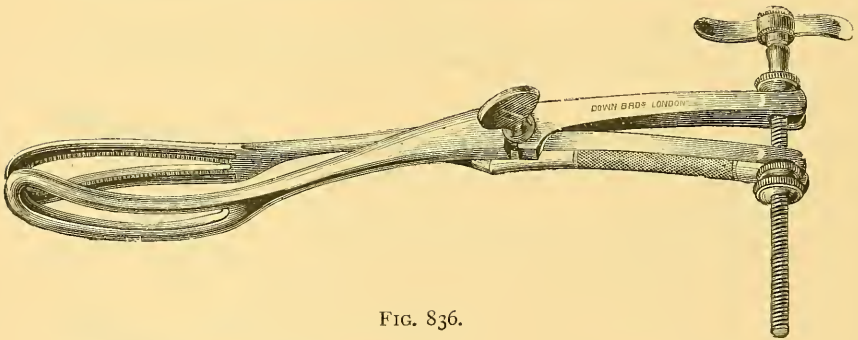


FIG. 836.

Fancourt Barnes' (*Fig. 836*) . . . . .

Kidd's . . . . .

Simpson's . . . . .

2	5	0
1	7	0
2	12	0

each

„

„

*Nickel plated, 3s. each extra.*

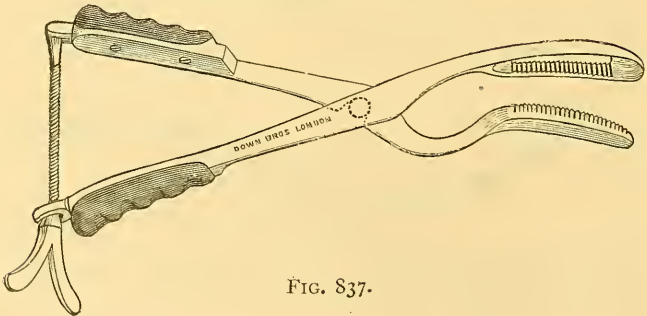


FIG. 837.

Midwifery Instruments, *continued.*

Craniotomy Forceps,—

Barnes' (*Fig. 837*) . . . . . each £ s. d.  
 1 8 0

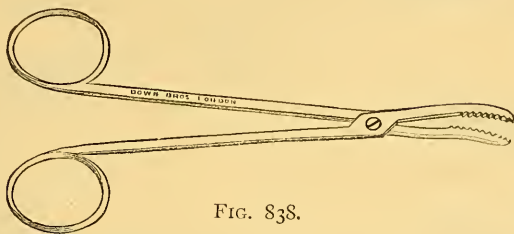


FIG. 838.

Churchill's (*Fig. 838*) . . . . . each 0 7 0  
 Conquest's . . . . . „ 1 1 0

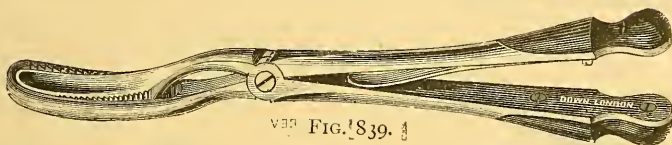


FIG. 839.

Gervis' (*Fig. 839*) . . . . . each 1 1 0  
 Godson's . . . . . „ 0 8 6

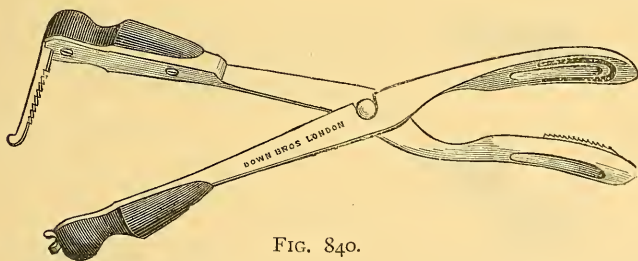


FIG. 840.

Hall Davis's (*Fig. 840*) . . . . . each 1 8 0

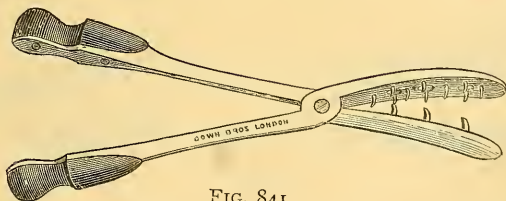


FIG. 841.

Holmes' (*Fig. 841*) . . . . . each 1 1 0

Midwifery Instruments, *continued.*

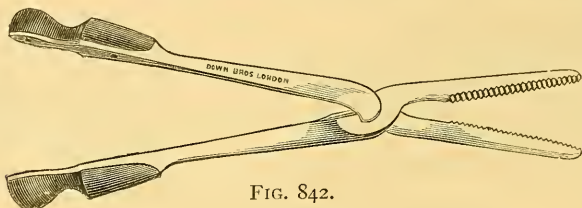


FIG. 842.

Craniotomy Forceps, *continued,*—

Lee's (*Fig. 842*) . . . . . each £ s. d.  
 0 19 0

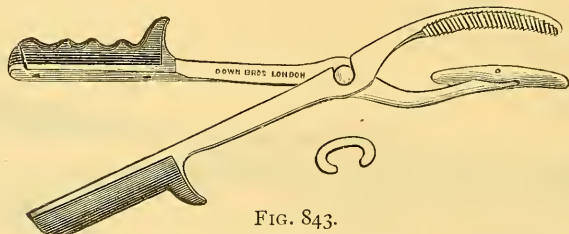


FIG. 843.

Matthews' (*Fig. 843*) . . . . . each 1 8 0

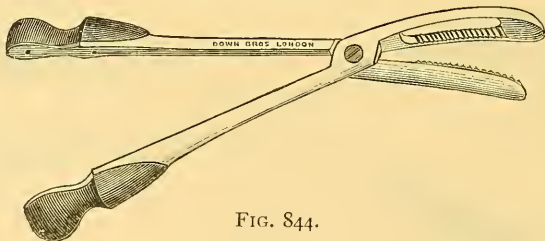


FIG. 844.

Murphy's (*Fig. 844*) . . . . . each 0 19 0  
 Priestley's . . . . . „ 1 2 0

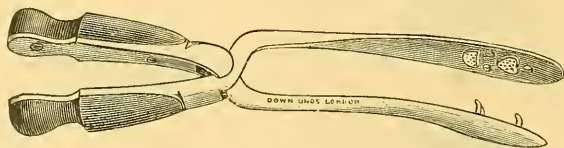


FIG. 845.

Ramsbotham's (*Fig. 845*) . . . . . each 0 19 6  
 Roper's . . . . . „ 2 5 0

Midwifery Instruments, *continued.*

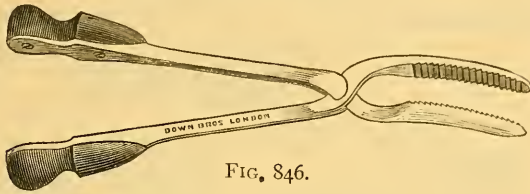


FIG. 846.

Craniotomy Forceps, *continued.*—

	£	s.	d.
Simpson's ( <i>Fig. 846</i> ) . . . . .	0	19	6

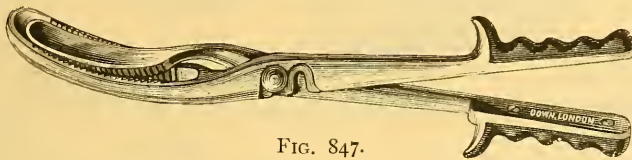


FIG. 847.

Ditto, improved ( <i>Fig. 847</i> ) . . . . .	1	1	0
Waller's . . . . .	1	1	6

*Nickel plated, 2s. each extra.*



FIG. 848.

Crotchet, ebony handle . . . . .	0	5	6
Ditto, ebony cross handle ( <i>Fig. 848</i> ) . . . . .	0	7	6

*Nickel plated, 1s. each extra.*

Davis's, guarded . . . . .	0	18	6
----------------------------	---	----	---

*Nickel plated, 2s. each extra.*




FIG. 849.

Decapitators,—

Lever's ( <i>Fig. 849</i> ) . . . . .	0	6	6
---------------------------------------	---	---	---



FIG. 850.

Ramsbotham's ( <i>Fig. 850</i> ) . . . . .	0	6	6
--	---	---	---

*Nickel plated, 1s. 6d. each extra.*

Midwifery Instruments, *continued.*

£ s. d.

Embriotomy Scissors . . . . . each 1 1 0

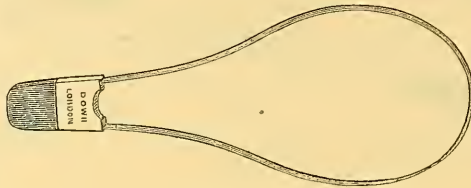


FIG. 851.

Fillets, whalebone (*Fig. 851*) . . . . . each 0 5 3

Willmott's . . . . . „ 0 7 6

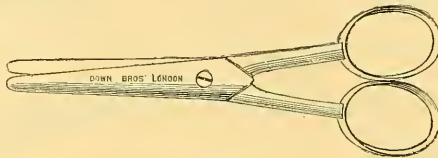


FIG. 852.

Frænum Scissors (*Fig. 852*) . . . . . each 0 1 9

Funis Instrument, Robertson's . . . . . „ 0 3 0

Martin's . . . . . „ 0 4 6

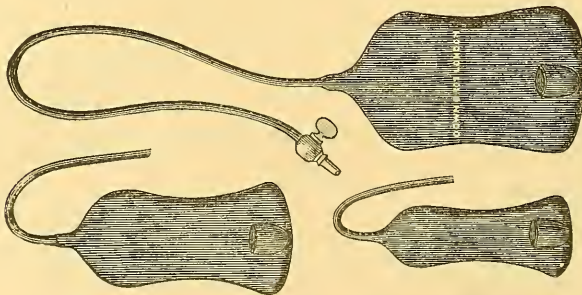


FIG. 853.

Hydrostatic Dilators,—

Barnes', the set of 3 (*Fig. 853*), with stopcocks and syringe . . . . . 0 14 6

Midwifery Instruments, *continued.*

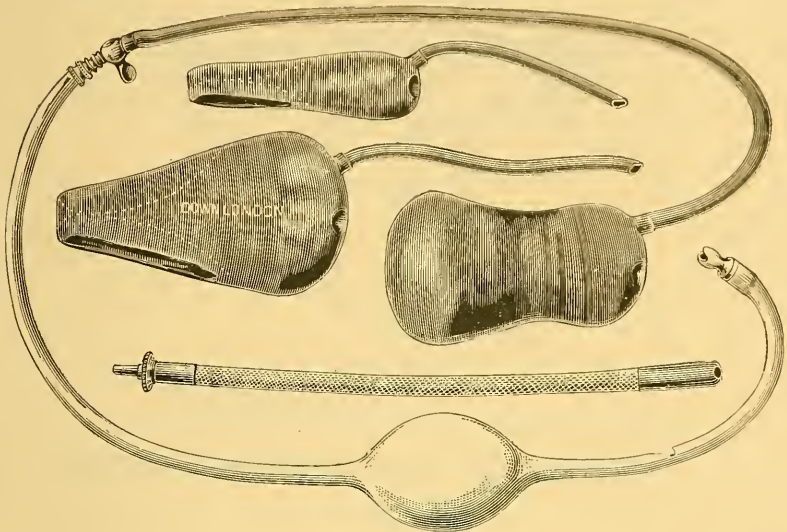


FIG. 854.

Hydrostatic Dilators, *continued,—*

	£	s.	d.
Barnes', the set of 3, with stopcocks, syringe, and bottle . . . . . in case	1	2	6
Ditto, improved, the set of 3, with stopcocks and syringe ( <i>Fig. 854</i> ) . . . . .	0	17	6
Ditto, ditto, ditto, with bottle, in case . . . . .	1	5	6




FIG. 855.

Introducer, Barnes', for use with above (*Fig. 855*), each    0    6    6



FIG. 856.

Lawson Tait's Dilators (*Figs. 856 and 857*), per set    0    6    9

Midwifery Instruments, *continued.*

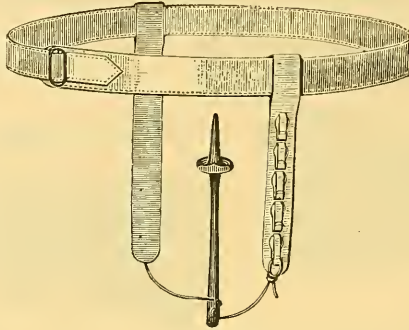


FIG. 857.



FIG. 858.

Instruments for Inducing Premature Labour,— £ s. d.

Celluloid Bougie, as recommended by Dr. Galabin  
 (Fig. 858) . . . . . each 0 2 0



FIG. 859.

Lee's Canula (Fig. 859) . . . . . each 0 13 6  
 Porcupine Quills . . . . . each, 2s. ; with silver tips 0 3 6

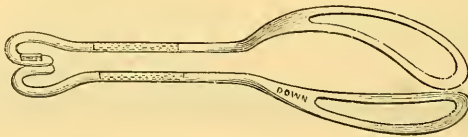


FIG. 860.

Midwifery Forceps,—

Assilini's (Fig. 860) . . . . . each 0 14 0



Midwifery Instruments, *continued.*



FIG. 861.

Midwifery Forceps, *continued.*—

	£	s.	d.
Aveling's ( <i>Fig. 861</i> ) . . . . .	1	1	0
Ditto, short . . . . .	0	14	0

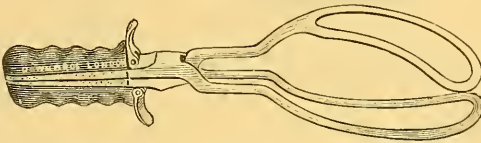


FIG. 862.

Barclay's ( <i>Fig. 862</i> ) . . . . .	1	2	0
---	---	---	---

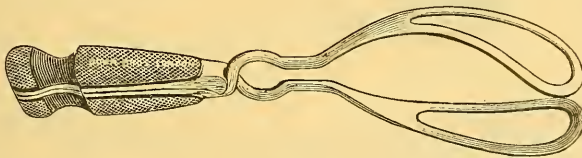


FIG. 863.

Barnes' ( <i>Fig. 863</i> ) . . . . .	0	16	0
---------------------------------------	---	----	---



FIG. 864.

Ditto, with Simpson's handles (recommended by Dr. Galabin) ( <i>Fig. 864</i> ) . . . . .	1	0	0
--	---	---	---

Midwifery Instruments, *continued.*

Midwifery Forceps, *continued.*—

	£	s.	d.
Barnes', with Simpson's handles, Dr. Cameron's, of Montreal . . . . . each	1	0	0
Ditto, ditto, extra long . . . . . „	1	0	0

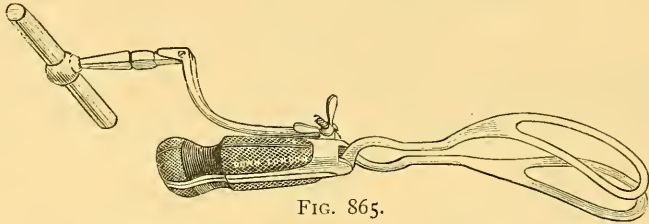


FIG. 865.

Ditto, with Neville's arrangement for Axis Traction ( <i>Fig. 865</i> ) . . . . . each	2	2	0
Braithwaite's . . . . . „	0	16	0
Braxton Hicks', long . . . . . „	0	18	0
Ditto, short . . . . . „	0	16	0

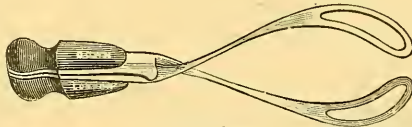


FIG. 866.

Churchill's ( <i>Fig. 866</i> ) . . . . . each	0	14	0
Ditto, improved handles . . . . . „	0	16	0
Clarke's, short . . . . . „	0	12	6

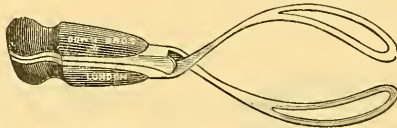


FIG. 867.

Denman's, short ( <i>Fig. 867</i> ) . . . . . each	0	13	0
--	---	----	---

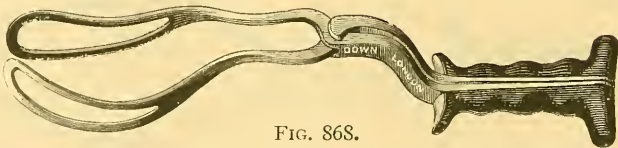


FIG. 868.

Galabin's Axis Traction ( <i>Fig. 868</i> ) . . . . . each	1	7	0
Greenhalgh's . . . . . „	0	13	6

Midwifery Instruments, *continued.*

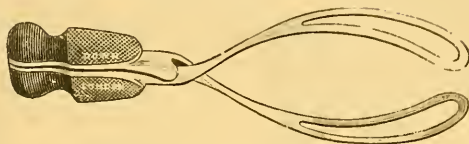


FIG. 869.

Midwifery Forceps, *continued.*—

Hewitt's ( <i>Fig. 869</i> )	. . . . .	each	£	s.	d.
			0	14	0

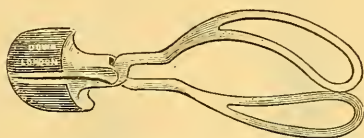


FIG. 870.

Inglis' ( <i>Fig. 870</i> )	. . . . .	each	0	19	0
Lee's . . . . .	. . . . .	„	0	15	0

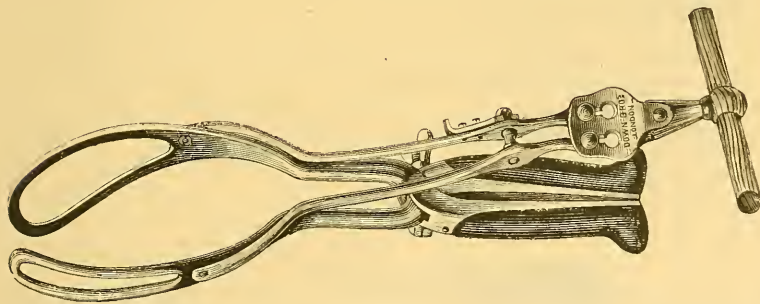


FIG. 871.

Milne Murray's Axis Traction ( <i>Fig. 871</i> )	. . . . .	each	2	7	6
--	-----------	------	---	---	---

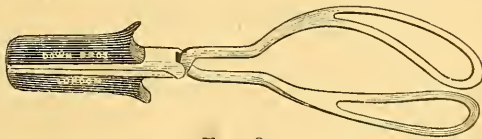


FIG. 872.

Oldham's ( <i>Fig. 872</i> )	. . . . .	each	0	19	0
Priestley's . . . . .	. . . . .	„	0	19	0

Midwifery Instruments, *continued.*

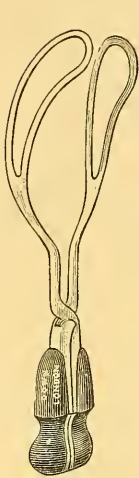


FIG. 873.

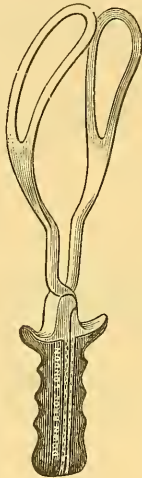


FIG. 874.



FIG. 875.



FIG. 876.

Midwifery Forceps, *continued,—*

	£	s.	d.
Ramsbotham's ( <i>Fig. 873</i> ) . . . . .	0	14	0
Simpson's, long ( <i>Fig. 874</i> ) . . . . .	0	19	0
Ditto, short ( <i>Fig. 875</i> ) . . . . .	0	13	6
Ditto, ditto, with long handles . . . . .	0	14	0
Ditto, Axis Traction . . . . .	2	2	0
Tarnier's Axis Traction, original model . . . . .	3	3	0
Ditto, ditto, latest ditto . . . . .	3	10	0
Vacher's ( <i>Fig. 876</i> ) . . . . .	1	4	0

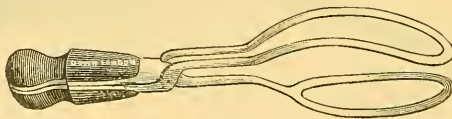


FIG. 877.

Ziegler's ( <i>Fig. 877</i> ) . . . . .	0	15	6
<i>Nickel plated, 2s. each extra.</i>			



FIG. 878.

Needles for ruptured perineum, in handle ( <i>Fig. 878</i> ) each	0	2	0
---	---	---	---

Midwifery Instruments, *continued.*




FIG. 879.

Needles, for ruptured perineum *continued*,—  
 Ditto, as used at General Lying-in Hospital (*Fig.*  
 879), 2 sizes . . . . . each £ s. d.  
 . . . . . 0 4 6




FIG. 880.

Ditto, Baldwin's (*Fig.* 880), suggested by Dr. Baldwin,  
 of Rotherham . . . . . each 0 6 6

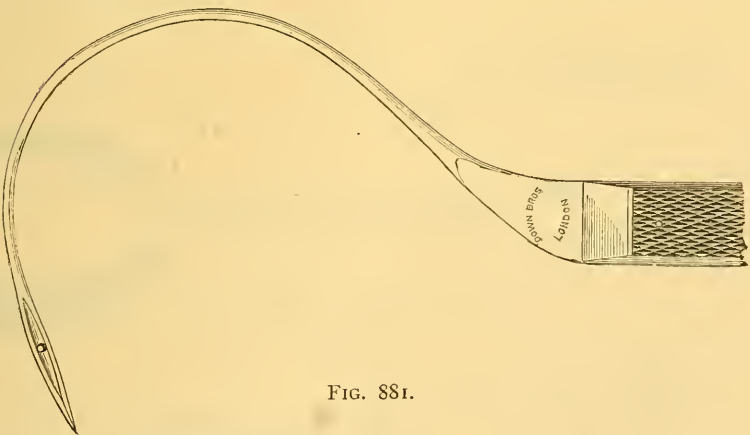


FIG. 881.

Ditto, Croft's (*Fig.* 881), 3 sizes . . . . . each 0 5 6  
 Ditto, ditto . . . . . set of 3, in case 1 2 6

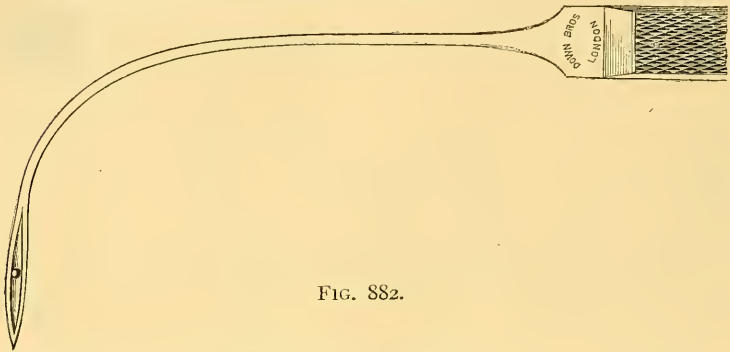
Midwifery Instruments, *continued.*

FIG. 882.

Needles for ruptured perineum, *continued.*—

	£	s.	d.
Ditto, Wyman's ( <i>Fig. 882</i> ), suggested by Dr. Wyman, of Putney . . . . . each	0	5	6
Cases to hold 1 needle . . . . . „	0	3	6
Suture Quills, ivory . . . . . „	0	1	6
Osteotomist, Davis's . . . . . „	1	1	0

*Nickel plated, 2s. extra.*

FIG. 883.

## Ovum Forceps,—

Bow handles ( <i>Fig. 883</i> ) . . . . . each	0	8	6
--	---	---	---

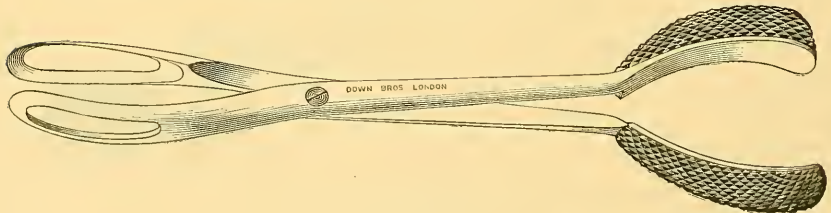


FIG. 884.

Ebony handles, strong ( <i>Fig. 884</i> ) . . . . . each	0	13	0
Galabin's ( <i>Fig. 885</i> ) . . . . . „	0	10	6
Gervis', also used for introducing Barnes' Bags ( <i>Fig. 886</i> ) . . . . . each	0	10	6
Hicks'; with solid blade . . . . . „	0	13	6

Midwifery Instruments, *continued.*

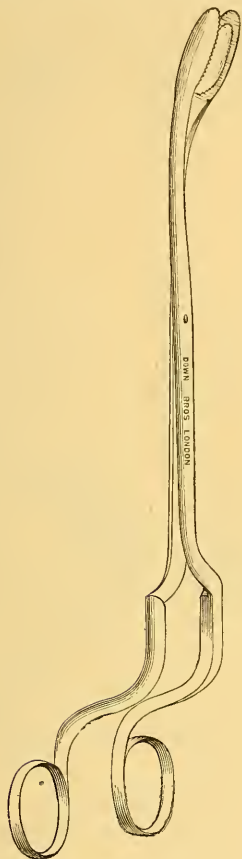


FIG. 885.

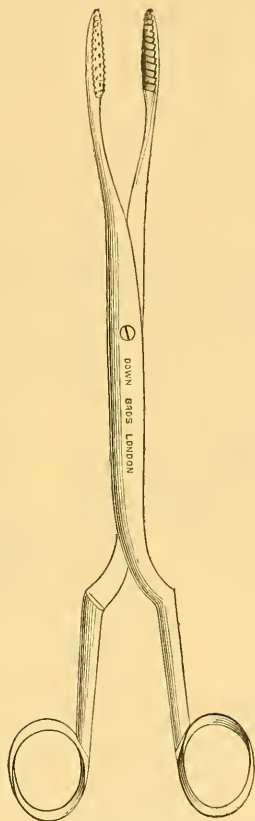


FIG. 886.

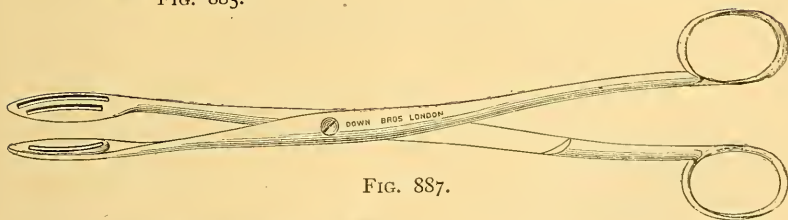


FIG. 887.

Ovum Forceps, *continued.*—

Heywood Smith's (Fig. 887) . . . . .

Lloyd Roberts', cross-action . . . . .

. . . . . each

. . . . . „

£	s.	d.
0	12	6
0	15	0
		R

Midwifery Instruments, *continued.*




FIG. 888.

Ovum Forceps, *continued.*—

		£	s.	d.
Lloyd Roberts', with lever joint ( <i>Fig. 888</i> )	. . . . . each	0	18	6
McClintock's	. . . . . „	0	13	0

*Nickel plated, 2s. each extra.*

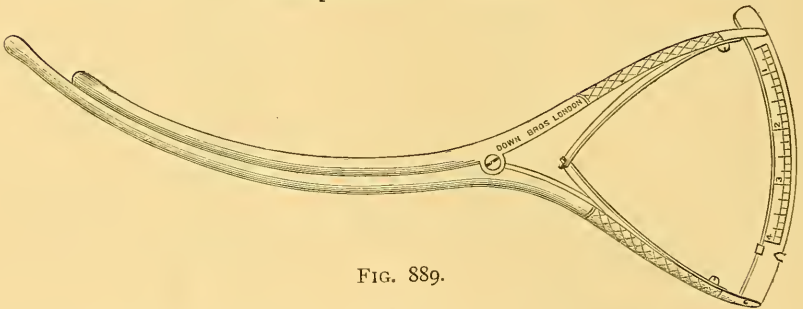


FIG. 889.

Pelvimeters, Lumley Earle's ( <i>Fig. 889</i> )	. . . . . each	0	13	0
---	----------------	---	----	---

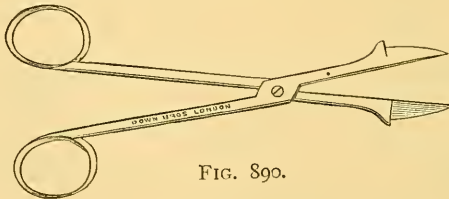


FIG. 890.

Perforators,—

Denman's ( <i>Fig. 890</i> )	. . . . . each	0	5	6
Greenhalgh's ( <i>Fig. 891</i> )	. . . . . „	1	4	0
Holmes' ( <i>Fig. 892</i> )	. . . . . „	0	17	0
Oldham's ( <i>Fig. 893</i> )	. . . . . „	0	15	0
Rigby's ( <i>Fig. 894</i> )	. . . . . „	0	10	0



Midwifery Instruments, *continued.*

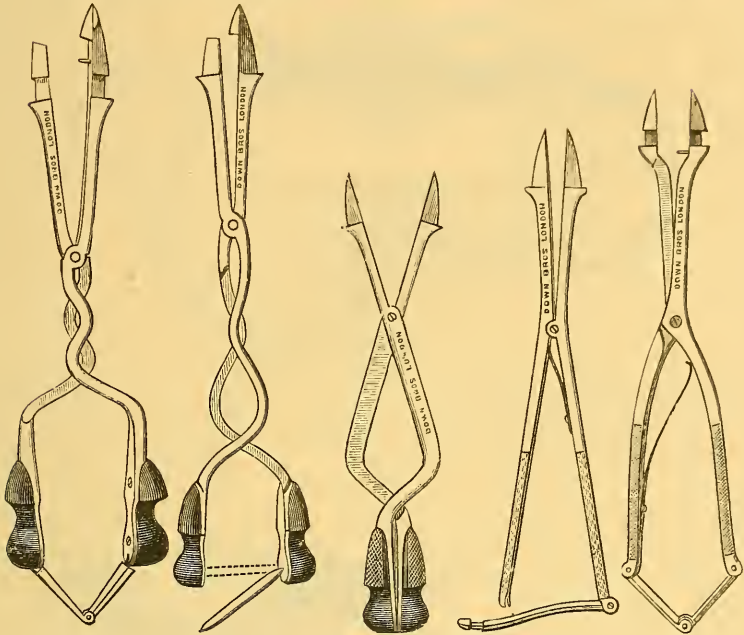


FIG. 891.

FIG. 892.

FIG. 893.

FIG. 894.

FIG. 895.

Perforators, *continued.*—

Simpson's, straight or curved points (*Fig. 895*) . each £ s. d.  
*Nickel plated, 2s. each extra.* I 0 0



FIG. 896.

Spine Hooks, Oldham's (*Fig. 896*) . . . each 0 5 6  
*Nickel plated, 1s. each extra.*

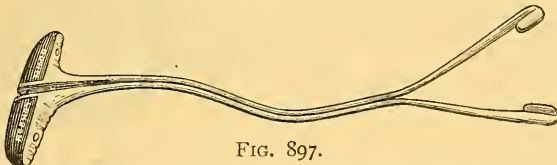


FIG. 897.

Tractors, Duke's, for use with ordinary Midwifery Forceps, to apply traction in the axis of the pelvis,

per pair 0 8 6  
 Ditto, Morgan's (*Fig. 897*) . . . " 0 12 6  
*Nickel plated, 1s. 6d. per pair extra.*

Midwifery Instruments, *continued.*

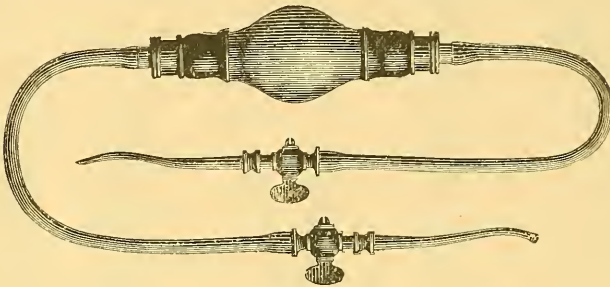


FIG. 898.

Transfusion Apparatus,—

		£	s.	d.	
Aveling's ( <i>Fig. 898</i> )	. . . . .	in case	1	12	0
Braxton Hicks'	. . . . .	„	3	0	0

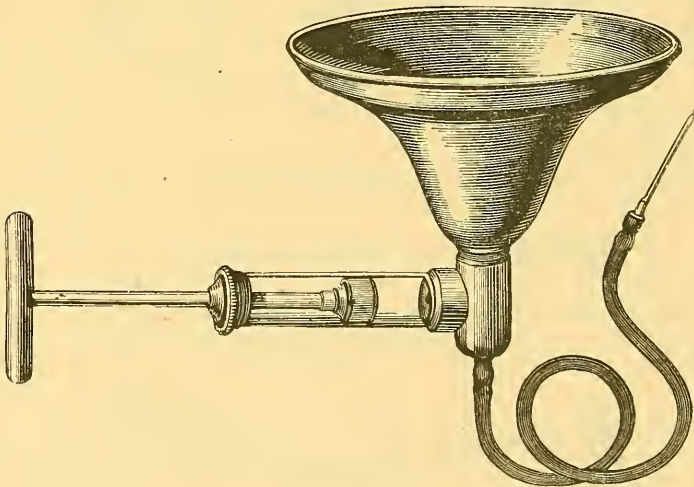


FIG. 899.

Collins' ( <i>Fig. 899</i> )	. . . . .	in case	1	10	0
------------------------------	-----------	---------	---	----	---

Midwifery Instruments, *continua*.

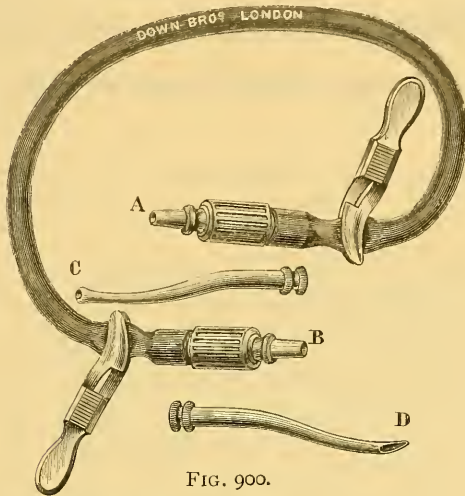


FIG. 900.

Transfusion Apparatus, *continua*,—

		£	s.	d.
Galabin's ( <i>Fig. 900</i> )	each, 18s. ; in case	1	2	6
Gervis'	„	1	15	0

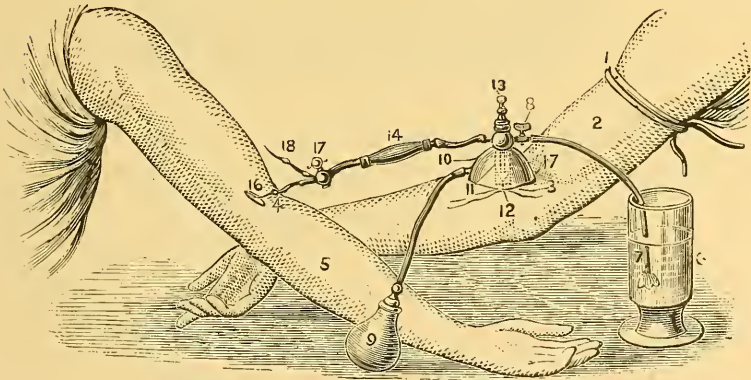


FIG. 901.

Roussell's ( <i>Fig. 901</i> )	in case	5	5	0
<b>Vectis,—</b>				
Lever's	each	0	8	0
Lownde's, folding	„	0	10	0
Symond's	„	0	7	0

*Nickel plated, 1s. 6d. each extra.*

## UTERINE AND VAGINAL INSTRUMENTS.

Gynæcological Bags, without Instruments,— £ s. a.  
 Barnes' or Greenhalgh's . . . . . each 2 14 0

Gynæcological Bags, fitted,—

No. 1.—Barnes', containing 2 Fergusson's Specula, Straight Speculum Forceps, Simpson's Uterine Sound, Barnes' Whalebone Sound, Simpson's Metrotome, Küchenmeister's Scissors, Sims' Fine Hook, Ecraseur, Barnes' Caustic Probe, Ointment Introducer, Introducer for Sulphate of Zinc Points, Scarifier, Intra-Uterine Injector, Sponge Probang, Glass Rod for Nitric Acid, Glass Brush for Acid, Skinner's Inhaler, Needles, Needle-holding Forceps, Catheter, Vaginal Syringe, Sponge and Laminaria Tents, 2 Intra-Uterine Stems, Cotton Wool, Lint, String, Silk, 3 Hodges' Pessaries, 2 Thomas's Pessaries, 1 Simpson's Galvanic, 1 Stem Pessary, 1 Air Pessary, 1 Sims' Vaginal Rest, and Barnes' Tent Introducer, complete . . . . . 13 17 6

No. 2.—Greenhalgh's, containing 2 Fergusson's Specula, Cusco's Speculum, Large and Small Uterine Sounds, 2 Scarifying Lancets, 2 Knives for Vesico-Vaginal Fistula, Priestley's Dilator, Speculum Forceps, Sponge Holder, Caustic Potass Holder, Caustic Holder with seamless silver cap, Sims' Hook, Sims' Double Screw, Sims' Curette, McClintock's Ovum Forceps, Greenhalgh's Metrotome, Curved Uterine Scissors, Bloxam's Drop Bottle, Silver Female Catheter, 4 Greenhalgh's Pessaries, 12 Sea Tangle Tents assorted, 12 Sponge Tents, Godson's Tent Introducer, 3 Greenhalgh's Perforated Vulcanite Stems and Introducer, 2 Chambers' Expanding Stems and Introducer, 4 Small Stoppered Bottles for Potassa Fusa, Argent Nit., etc., and 1 oz. Bottle for Glycerine; drawers for Cotton Wool, Medicated Pessaries, etc., complete 16 5 0

Portable Sets of Uterine Instruments,—

Bennett's, consisting of Sponge Holder, Caustic Holder, and Scarifying Knife (*Fig.* 902), in case . . . 1 5 0  
 Ditto, ditto, to unscrew in centre, in short case. . . 1 10 0

Uterine and Vaginal Instruments, *continued.*



FIG. 902.

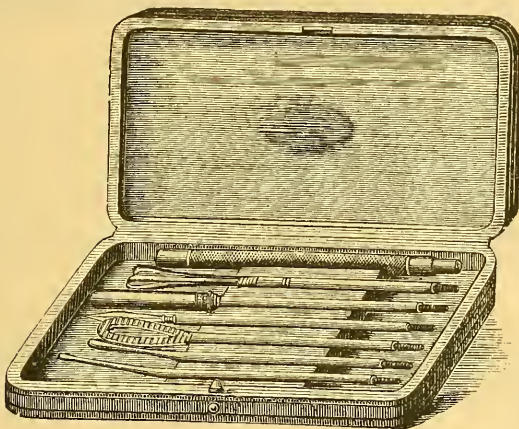


FIG. 903.

Portable Sets of Uterine Instruments, *continued.*—

New Portable Set, consisting of Uterine Sound, Sponge	£	s.	d.
Holder, Caustic Holder, Scarifying Knife, Retractor,			
and Playfair's Probe, with 2 handles ( <i>Fig. 903</i> )	.	2	2 0

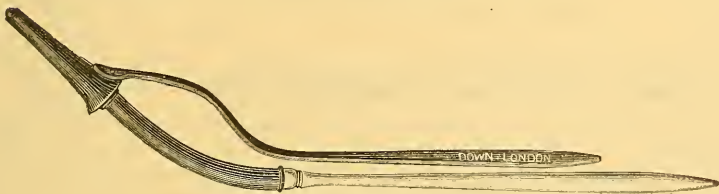


FIG. 904.

Atthill's Canula, for applying nitric acid to the Fundus,  
 platinum . . . . . each

1	10	0
0	5	6

Ditto, ditto, vulcanite (*Fig. 904*) . . . . . „

Uterine and Vaginal Instruments, *continued.*

FIG. 905.

Barnes' Caustic Probe, with platinum end (*Fig. 905*), £ s. d.  
 each 0 7 6

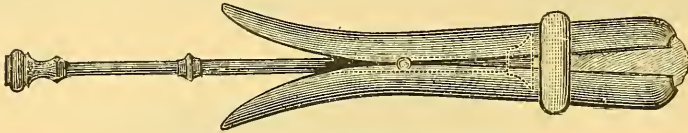


FIG. 906.

Barnes' "Glove Stretcher," for applying cotton wool  
 tampons (*Fig. 906*) . . . . . each 0 6 0  
 ,, Hydrostatic Dilators (*see pages 232 & 233*).



FIG. 907.

Barnes' Instrument for applying ointment to the Cer-  
 vical Canal (*Fig. 907*) . . . . . each 0 10 6  
 ,, ,, for introducing sulphate of zinc  
 points (*Fig. 908*) . . . . . each 0 10 6  
 ,, Tube for injecting Uterus . . . . . ,, 0 5 6



FIG. 909.

Braun's Intra - Uterine Syringe (*Fig. 909*), with  
 Hoffman's pipe in addition,  
 each, 7s. 6d.; in case 0 10 6  
 ,, Roughened Glass Probes, for applying  
 nitric acid . . . . . per set, 8s. 6d.; in case 0 12 6

Uterine and Vaginal Instruments, *continued.*

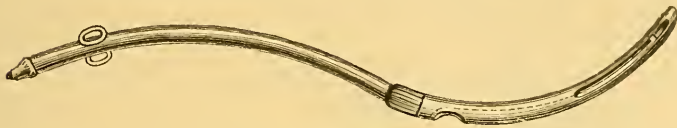


FIG. 910.

Catheters and Tubes for washing out the Uterus,—

	£	s.	d.
Bozemann's ( <i>Fig. 910</i> ) . . . . .	0	8	6

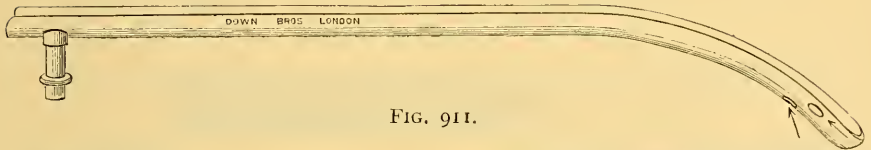


FIG. 911.

Budin's Celluloid Catheters ( <i>Fig. 911</i> ). . . . .	0	7	6
--	---	---	---

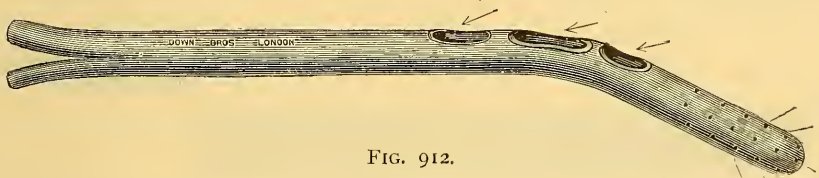


FIG. 912.

Duncan's, Dr. W. A., vulcanite, Double Channel Tube

( <i>Fig. 912</i> ) . . . . .	0	12	6
-------------------------------	---	----	---

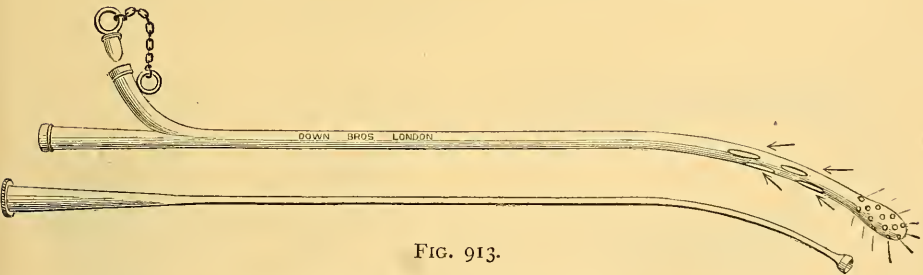


FIG. 913.

Ostlere's, silver, Double Channel Catheter (*Fig. 913*),

each	1	11	6
------	---	----	---

**Uterine and Vaginal Instruments, *continued.***

**Catheters and Tubes, *continued,***—

	£	s.	d.
Plain elastic-gum Tube . . . . . each	0	2	0

*All the above are intended to use with an ordinary Higginson's Syringe or Uterine Douche.*



FIG. 914.

**Caustic Holder, palladium quill and silver cap, long ebony handle (Fig. 914) . . . . . each**    0   10   6

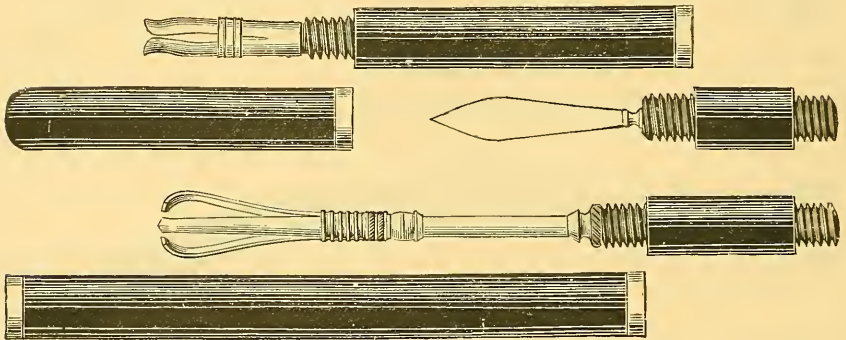


FIG. 915.

Ditto, silver gilt quill, combined with Scarifier and Sponge Holder (Fig. 915),  
each, ebony, 8s. 6d. ; ivory    0   15   6

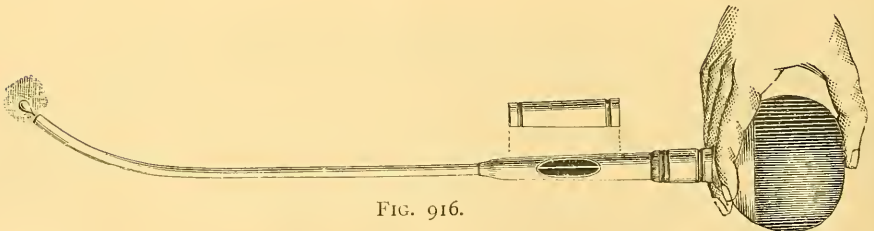


FIG. 916.

**Clay's Insufflator, electro plated (Fig. 916) . . . . . each**    1   0   0



Uterine and Vaginal Instruments, *continued.*

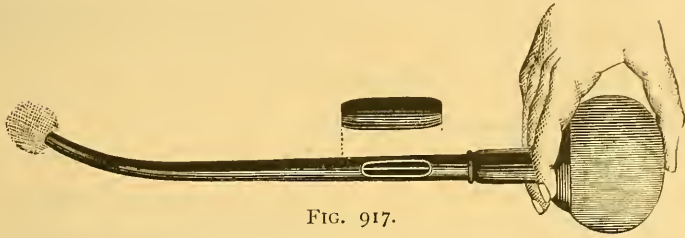


FIG. 917.

Clay's Insufflator, *continued*,—

Vulcanite (Fig. 917)	each	£	s.	d.
Kabierski's Insufflator (see page 73).		0	11	6



FIG. 918.

Corkscrew Probe, for Cotton Wool (Fig. 918) . each 0 3 9



FIG. 919.

Curettes or Scrapers,—

Gervis' Double, with large and small ends (Fig. 919),

Neale's, with virgin silver scoop	each	0	8	6
Simon's Sharp Spoons, 3 sizes	each	0	12	6
	each	0	6	6



FIG. 920.

Simpson's (Fig. 920), 2 sizes . . . . . each 0 5 6



FIG. 921.

Sims', with pliable stems (Fig. 921), 2 sizes . . . . . each 0 5 6

Uterine and Vaginal Instruments, *continued.*



FIG. 922.

Curettes or Scrapers, *continued*, —

Sims' Blunt, used also as Wire Twister (*Fig. 922*), each £ s. d.  
 0 5 6



FIG. 923.

Thomas', with pliable stem and dull edge (*Fig. 923*),

each 0 7 6



FIG. 924.

Ditto, Spoon Saw (*Fig. 924*) . . . . .

each 0 11 6



FIG. 925.

Duke's "Egg Whisk" Curette, for removing clots  
 of mucus from Cervical Canal (*Fig. 925*) . . . . .

each 0 5 0



FIG. 926.



FIG. 927

Dilators for Vaginismus, —

Sims', glass (*Fig. 926*) . . . . . each 0 1 3  
 ,, vulcanite (*Fig. 927*) . . . . . ,, 0 2 6

Uterine and Vaginal Instruments, *continued.*

Emmet's Instruments, for Lacerated Cervix,—		£	s.	d.
Needles, for use with holder ( <i>Figs. 42 and 43, page 13</i> ),	per doz.	o	2	6
Needle Holder ( <i>Fig. 1027, page 276</i> ) . . . . .	each	o	12	6
Needles in handles . . . . .	„	o	5	6

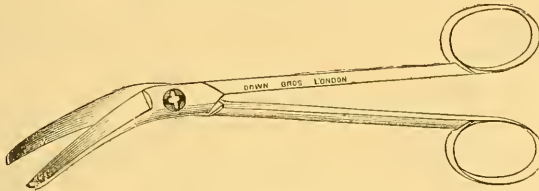


FIG. 928.

Scissors, curved on the flat to the right or left at an obtuse angle ( <i>Fig. 928</i> ) . . . . .	each	o	12	6
--	------	---	----	---

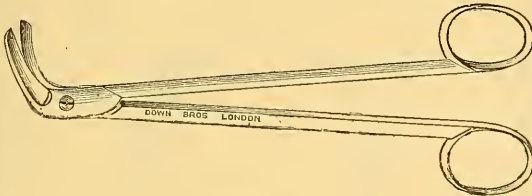


FIG. 929.

Ditto, curved on the flat to the right at a right angle ( <i>Fig. 929</i> ) . . . . .	each	o	13	6
Ditto, ditto, to the left, ditto, for use with left hand,	each	o	18	6

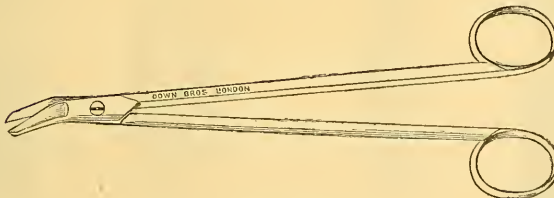


FIG. 930.

Ditto, flat angle ( <i>Fig. 930</i> ) . . . . .	each	o	12	6
Tenaculum, Double, for drawing down the Cervix ( <i>Fig. 970, page 263</i> ) . . . . .	each	o	13	6

Uterine and Vaginal Instruments, *continued.*

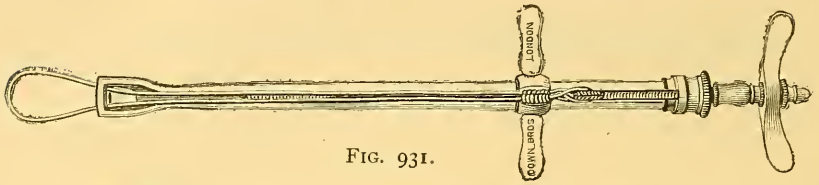


FIG. 931.

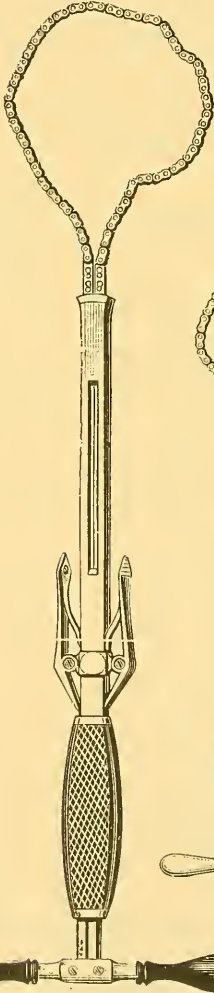


FIG. 932.

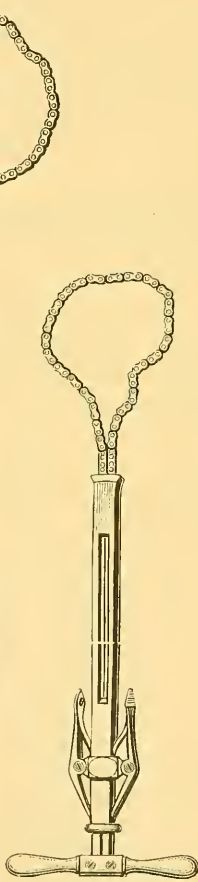


FIG. 934.

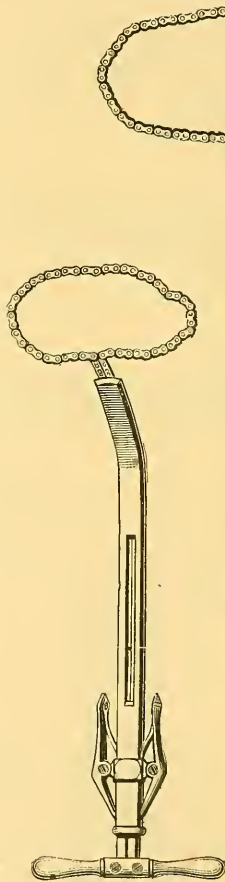


FIG. 935.

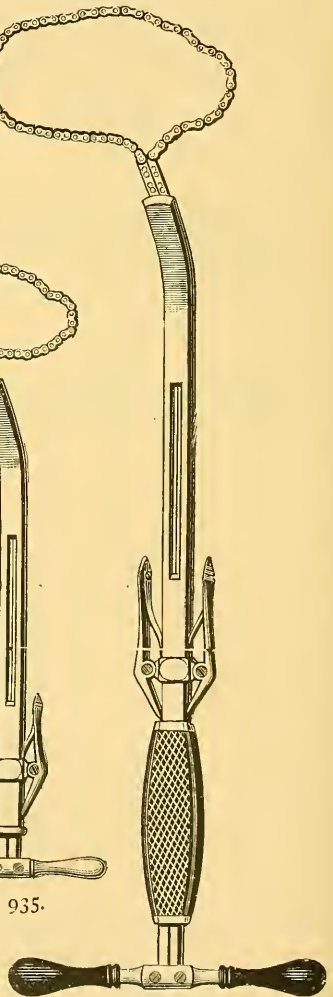


FIG. 933.

Uterine and Vaginal Instruments, *continued.*

Ecraseurs, Etc.,—

	£	s.	d.
Aveling's Polyprite . . . . .	1	10	0
Barnes' Ecraseur ( <i>Fig.</i> 931) . . . . .	2	12	6
Chassaignac's, straight or curved ( <i>Figs.</i> 932 and 933), each	2	12	6
Ditto, ditto, small size ( <i>Figs.</i> 934 and 935) . . . . .	1	15	0
Elder's ( <i>see page</i> 309).			




FIG. 936.

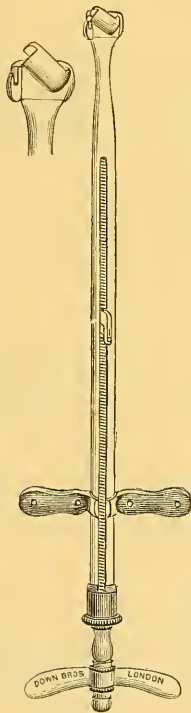


FIG. 937.

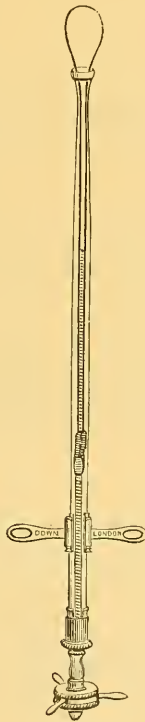


FIG. 938.

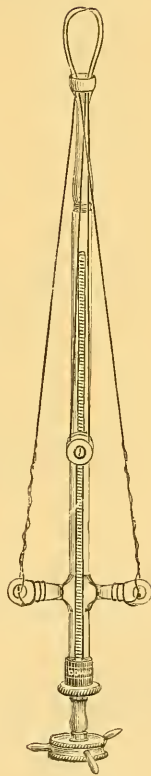


FIG. 939.

Galabin's, with 3 ends ( <i>Fig.</i> 936) . . . . .	2	12	6
Gooch's Canulas . . . . . each, 10s. 6d. ; with rack	0	18	6
Heywood Smith's ( <i>Fig.</i> 937) . . . . .	2	2	0
Ditto, with 2 ends . . . . .	2	10	0

**Uterine and Vaginal Instruments, *continued.***

**Ecraseurs, Etc., *continued.***—

£ s. d.

Hicks', light pattern, for wire or wire rope ( <i>Fig. 938</i> ),	each	1	17	6
Ditto, strong model ( <i>Fig. 939</i> ), fitted with 3 ends, of different sizes . . . . .	each	2	12	6

*This may be used either for plain wire, wire rope, or double wire rope, as shown.*

Koerberlé's (*see page 309*).

Lawson Tait's (*see page 309*).

Meadow's . . . . . each 1 17 6

Sims' . . . . . „ 4 10 0

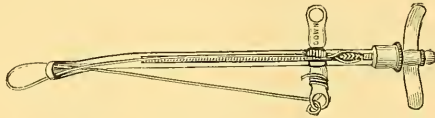


FIG. 940.

Short pattern (*Fig. 940*), as used by Mr. Bryant . each 1 7 6  
*(This model is too short for Uterine use.)*

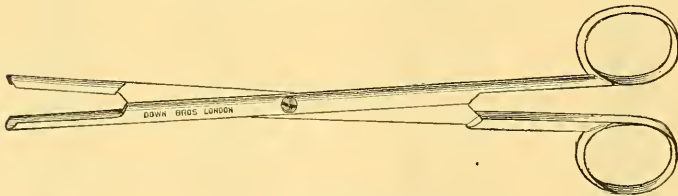


FIG. 941.

**Forceps, Uterine,—**

For holding caustic potass (*Fig. 941*) . . . . . each 0 5 6

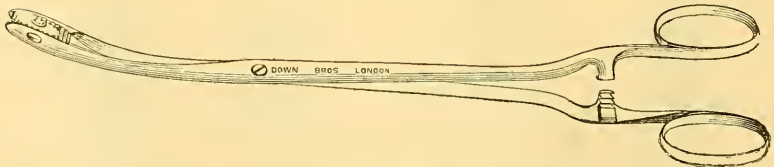


FIG. 942.

Curved on flat, with rack (*Fig. 942*) . . . . . each 0 9 6

Straight (*Fig. 943*) . . . . . „ 0 6 6

Uterine and Vaginal Instruments, *continued.*

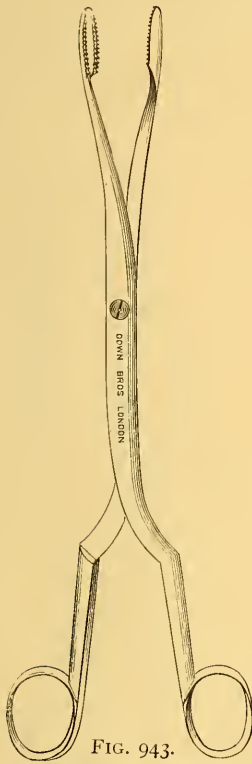


FIG. 943.

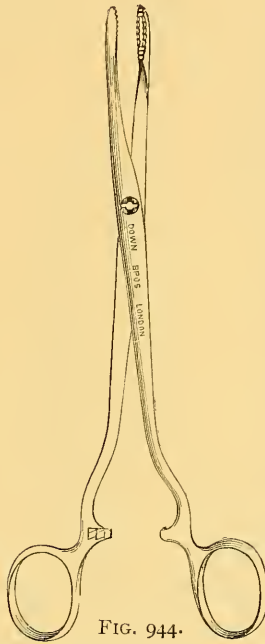


FIG. 944.

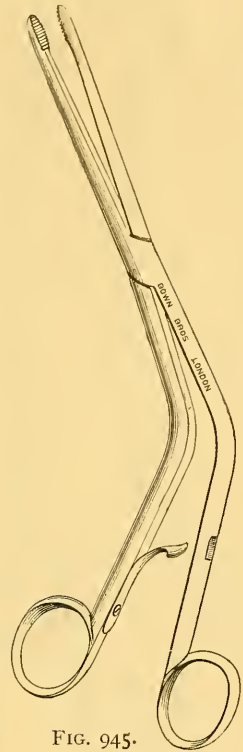


FIG. 945.

Forceps, Uterine, *continued.*—

		£	s.	d.
With rack and take-off joint ( <i>Fig. 944</i> )	. . . . .	0	11	6
Curved shanks, Whitehead's	. . . . .	0	6	6
Ditto, and catch, blunt ends ( <i>Fig. 945</i> )	. . . . .	0	7	6

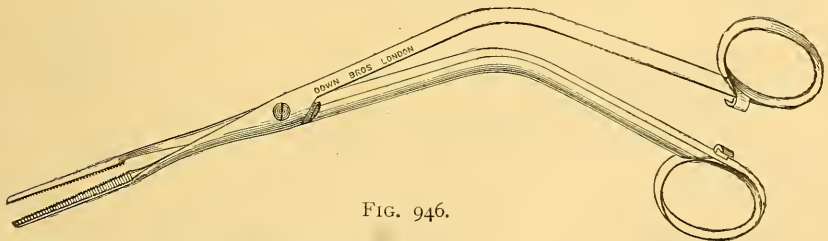


FIG. 946.

Ditto, ditto, fine points ( <i>Fig. 946</i> )	. . . . .	0	9	6
Trowel shanks	. . . . .	0	7	6

s

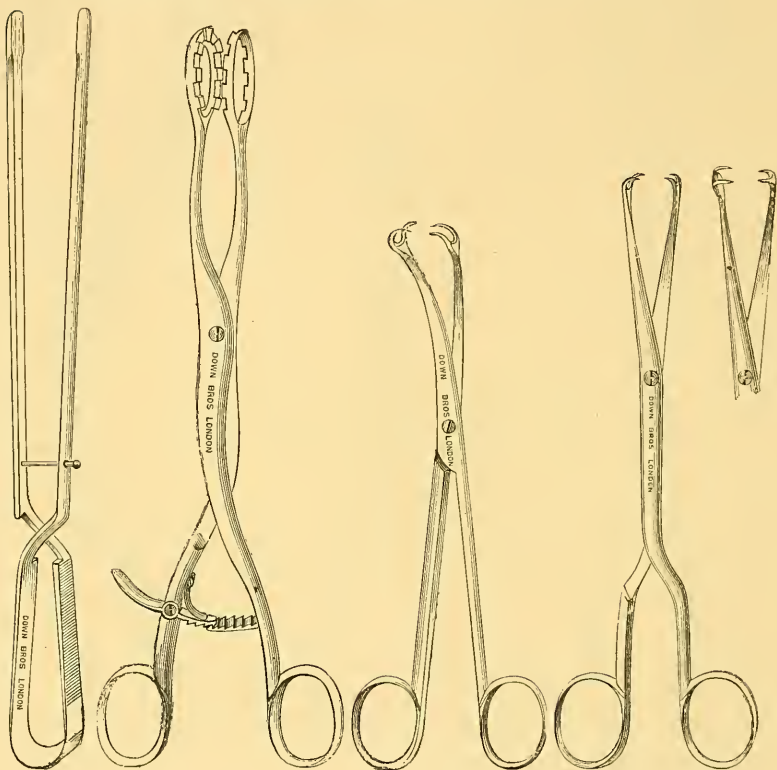
Uterine and Vaginal Instruments, *continued*

FIG. 947.

FIG. 948.

FIG. 949.

FIG. 950.

**Forceps, Uterine, *continued*,—**

	£	s.	d.
Duke's Spring, sponge-holding ( <i>Fig. 947</i> ), nickel plated,			
each	o	6	6
Godson's Tumour ( <i>Fig. 948</i> ) . . . . .	o	18	6
Heywood Smith's ditto, large . . . . .	o	13	6
Ditto, ditto, small . . . . .	o	11	6
Spring, serrated ends ( <i>Fig. 236, page 59</i> ),			
each, 4s. 6d. ; with catch	o	5	6
Ditto, tenaculum points ( <i>Fig. 237, page 59</i> ),			
each, 4s. 6d. ; with catch	o	5	6
<b>Vulsellums, curved, curved on flat, or straight (<i>Fig. 949</i>)</b> . . . . .	o	6	6
Cross-action, straight, or with side-teeth ( <i>Fig. 950</i> ), each	o	7	6



Uterine and Vaginal Instruments, *continued.*

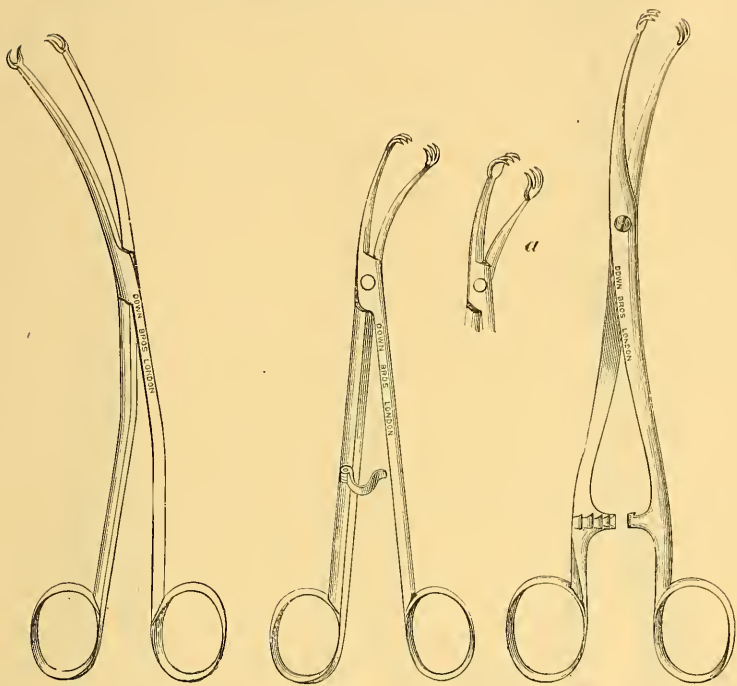


FIG. 951.

FIG. 952.

FIG. 953.

Vulsellums, *continued,*—

	£	s.	d.
Curved, to fit the finger ( <i>Fig. 951</i> ) . . . . . each	0	6	6
Ditto, with hinge catch, Russell Simpson's, large or small jaws ( <i>Fig. 952</i> ) . . . . . each	0	8	6
Ditto, with rack, Teale's ( <i>Fig. 953</i> ) . . . . . „	0	9	6

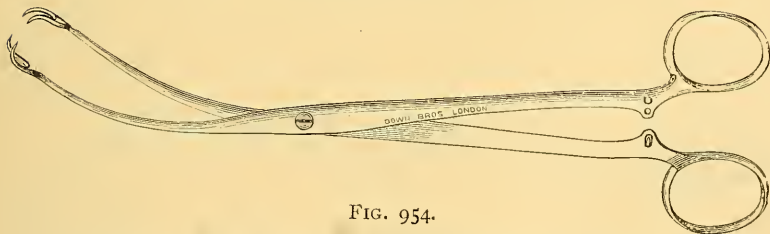


FIG. 954.

Curved, curved on flat, or straight, with pin catch ( <i>Fig. 954</i> ) . . . . . each	0	9	6
--	---	---	---

Uterine and Vaginal Instruments, *continued.*

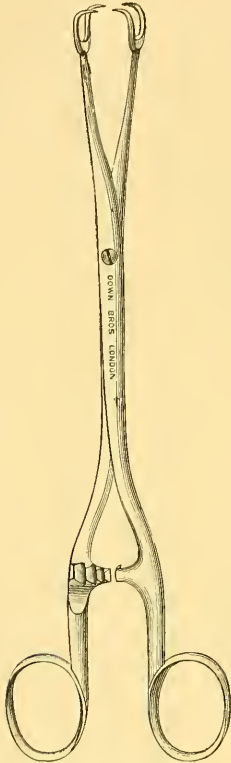


FIG. 955.




FIG. 956.

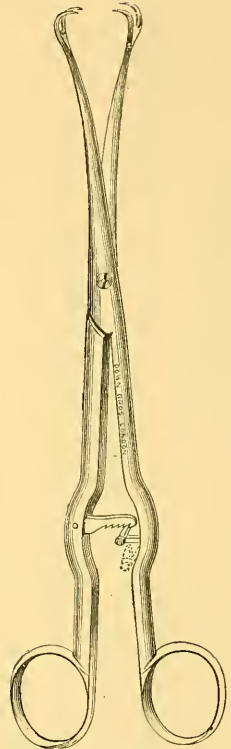


FIG. 957.

Vulsellums, *continued.*—

		£	s.	d.
Straight, with rack ( <i>Fig. 955</i> )	. each	0	9	6
Ditto, ditto, and side teeth ( <i>Fig. 956</i> )	. „	0	9	6
Ditto, with rack between bows ( <i>Fig. 957</i> )	. „	0	13	0

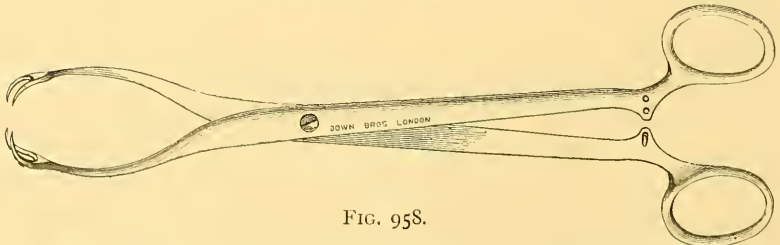


FIG. 958.

Straight, wide mouth, with pin catch (*Fig.*), 958 each 0 9 6

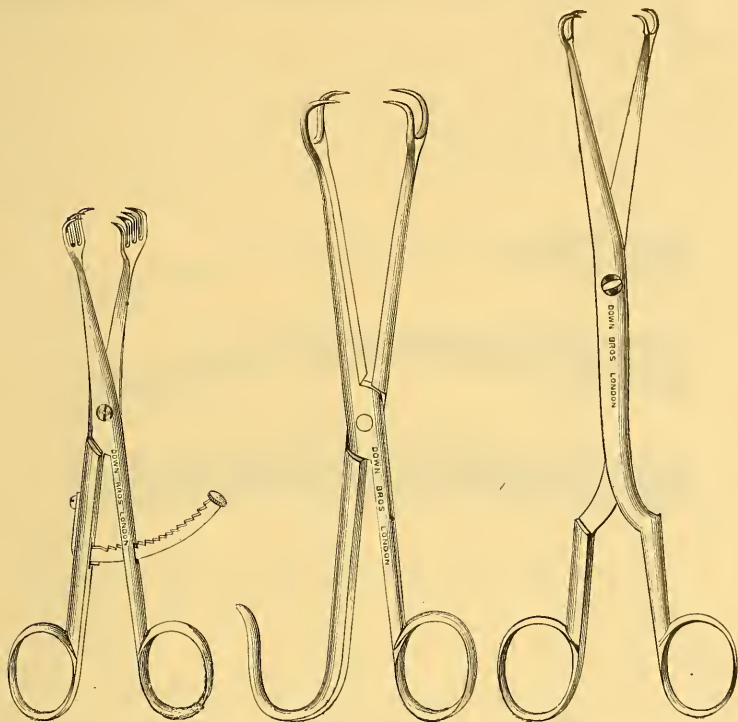
Uterine and Vaginal Instruments, *continued.*

FIG. 959.

FIG. 960.

FIG. 961.

**Vulsellums, *continued.***—

	£	s.	d.
Straight, strong, with rack, Curling's ( <i>Fig. 959</i> ) . . . . .	0	11	6
Ditto, ditto, Kidd's ( <i>Fig. 960</i> ) . . . . .	0	7	6
Ditto, with blades to separate, Matthews Duncan's ,, . . . . .	0	13	6
Ditto, with take-off joint ( <i>Fig. 961</i> ) . . . . .	0	8	6

*Nickel plated, 1s. each extra.*

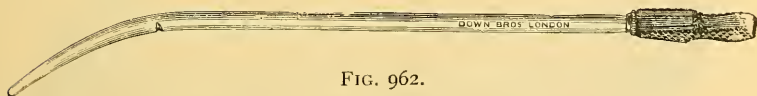


FIG. 962.

**Instruments for Dilating the Cervix,—**

Galabin's conical Steel Sounds ( <i>Fig. 962</i> ) . . . . .	each	0	4	6
Ditto, ditto, the set of 3 . . . . .	in case	0	17	6

Uterine and Vaginal Instruments, *continued.*

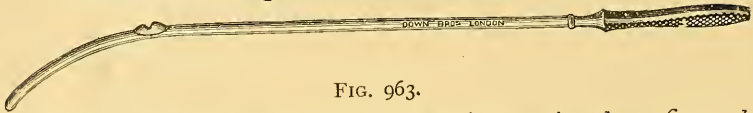


FIG. 963.

Instruments for Dilating the Cervix, *continued.*—

	£	s.	d.
Gervis' Hollow Sounds, cylindrical ( <i>Fig.</i> 963) . . . each	0	8	0
Ditto, ditto, the set of 8 . . . . . in case	3	12	6
Godson's, cylindrical Sounds, the set of 13, fitting one handle . . . . . in case	3	3	0

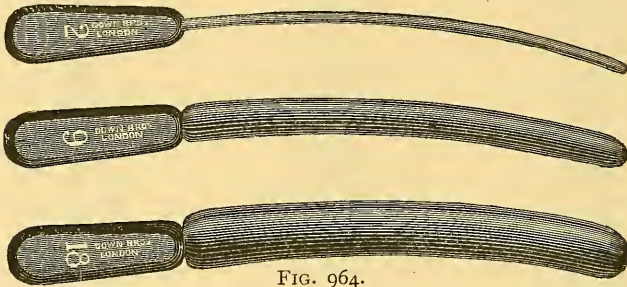


FIG. 964.

Hegar's Dilators (*Fig.* 964), per set of 25 . . . in case 2 10 0

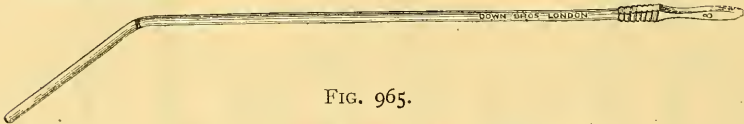


FIG. 965.

Heywood Smith's cylindrical Steel Sounds (*Fig.* 965), each 0 4 6




FIG. 966.

Matthews Duncan's (*Fig.* 966), capable of being bent, per set of 12 . . . . . in case 2 12 6

Uterine and Vaginal Instruments, *continued.*



FIG. 967.

Instruments for Dilating the Cervix, *continued*,— £ s. d.  
 Priestley's Dilator (*Fig. 967*) . . . . . each 1 10 0

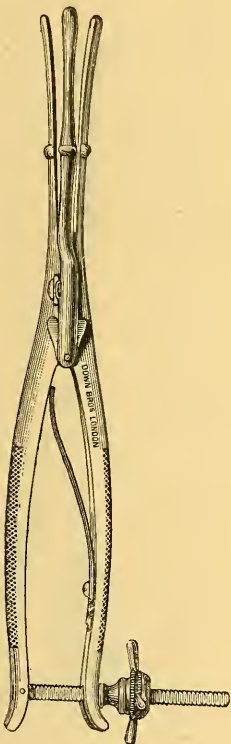


FIG. 968.



FIG. 969.

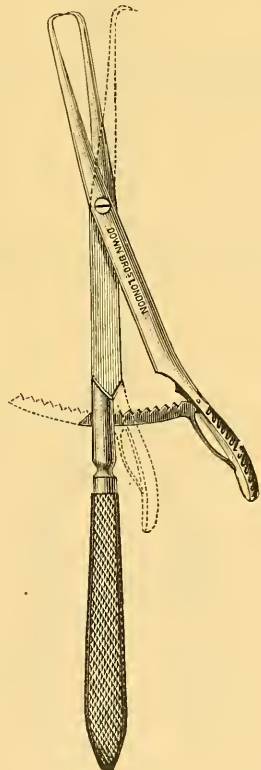


FIG. 970.

Sims' three-blade Dilator (*Fig. 968*) . . . . . each 1 17 6  
**Instruments for Drawing Down the Cervix**  
 (*see also Vulsellums*),—  
 Chambers' Guarded Tenaculum (*Fig. 969*) . . . . . each 1 5 0  
 Emmet's Double ditto (*Fig. 970*) . . . . . „ 0 13 6

Uterine and Vaginal Instruments, *continued.*

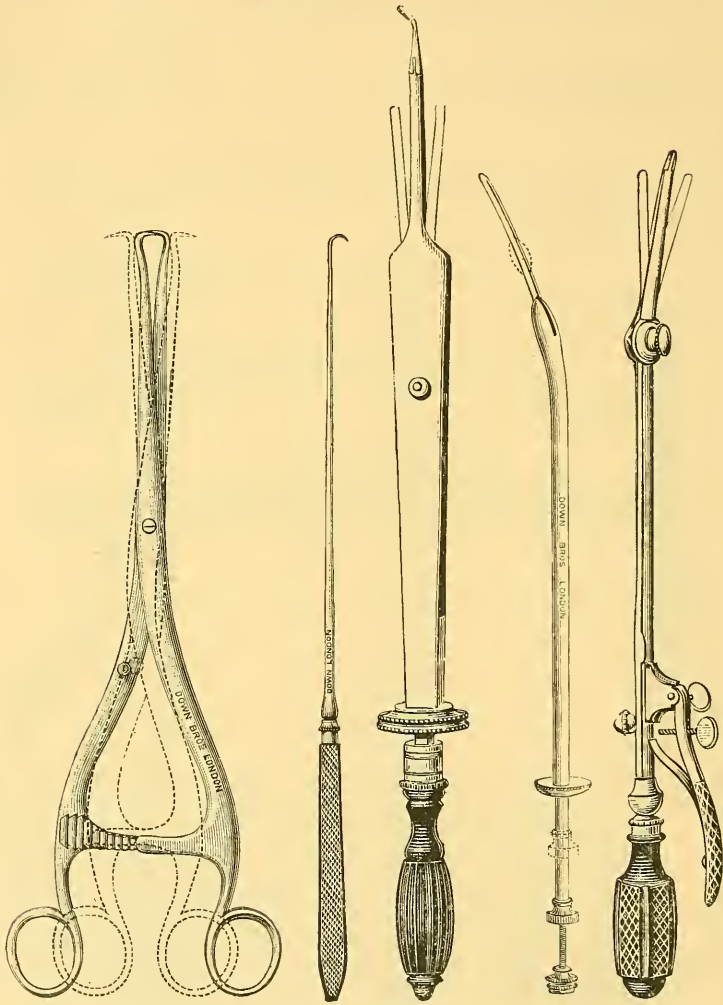


FIG. 971.

FIG. 972. FIG. 973.

FIG. 974. FIG. 975.

Instruments for Drawing Down the Cervix, *continued,*—

		£	s.	d.
Galabin's Forceps ( <i>Fig. 971</i> )	. . . . .	0	13	6
Sims' ditto . . . . .	. . . . .	0	9	6
Ditto, Fine Hook ( <i>Fig. 972</i> )	. . . . .	0	4	6
Ditto, Double ditto . . . . .	. . . . .	0	5	6

**Uterine and Vaginal Instruments, *continued.*** £ s. d.

Leech Cages, for application to the Os Uteri . . . . .	each	0	11	6
<b>Metrotomes,—</b>				
Aveling's, the blade moves with a sawing action by means of three joints . . . . .	each	1	10	0
Greenhalgh's ( <i>Fig. 973</i> ) . . . . .	"	3	3	0
Peaslee's Improved Model ( <i>Fig. 974</i> ) . . . . .	"	1	15	0
Routh's ( <i>Fig. 975</i> ) . . . . .	"	2	5	0
Savage's . . . . .	"	1	10	0




FIG. 976.

Simpson's, blade guarded on both sides ( <i>Fig. 976</i> ), each	1	10	0
Ditto, blade guarded on one side only, as suggested by Dr. Barnes . . . . .	1	10	0



FIG. 977.

Playfair's Probes, for applying nitric acid ( <i>Fig. 977</i> ), aluminium . . . . .	each	0	3	6
--	------	---	---	---



FIG. 978.

Ditto, ditto, Gervis' pattern ( <i>Fig. 978</i> ), aluminium, each	0	3	6
--	---	---	---

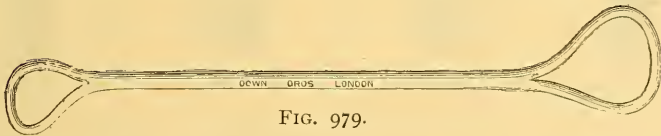


FIG. 979.

Retractor, Gervis' Wire Loop . . . . .	each	0	5	6
Scarifying Knife, Buttles' . . . . .	"	0	4	0
Ditto, protected with Metal Cap . . . . .	"	0	7	6



FIG. 980.

Simpson's Porte Caustique ( <i>Fig. 980</i> ) . . . . .	each	0	10	6
---	------	---	----	---

Uterine and Vaginal Instruments, *continued.*



FIG. 981.



FIG. 982.



FIG. 983.



FIG. 984.

	£	s.	d.
Sims' Double-Guarded Tumour Hook ( <i>Fig. 981</i> ),			
each	1	1	0
Sims' Enucleators, 2 patterns ( <i>Figs. 982 and 983</i> ),			
each	0	7	6
Sims' Knife, for the Cervix ( <i>Fig. 984</i> ), to fix at any			
angle . . . . . each	0	12	6
Ditto, with set of blades . . . . . in case	1	17	6
Scissors,—			
Angular ( <i>Fig. 985</i> ) . . . . . each	0	9	6
Bozemann's, double curved ( <i>Fig. 986</i> ) . . . . . „	0	10	6



Uterine and Vaginal Instruments, *continued.*

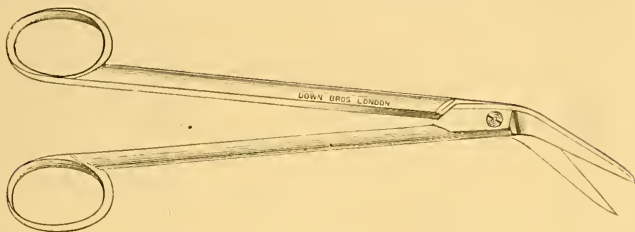


FIG. 985.

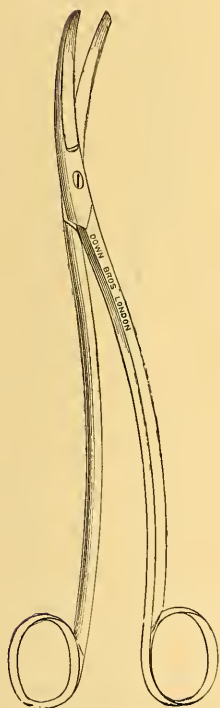


FIG. 986.

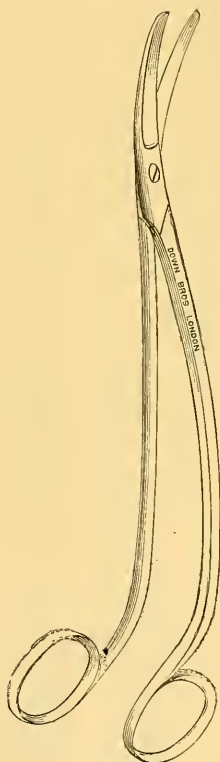


FIG. 987.

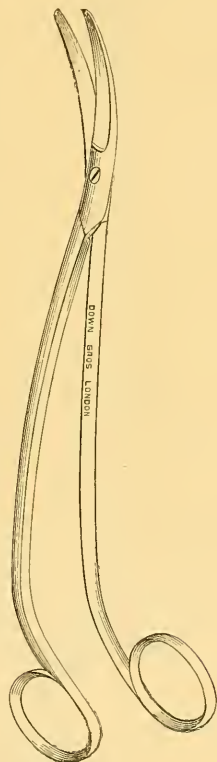


FIG. 988.

Scissors, *continued*,—

Bozemann's, double curved, shanks curved left and right (*Figs. 987 and 988*) . . . . each

£ s. d.

o 12 o

Uterine and Vaginal Instruments, *continued.*



FIG. 989.

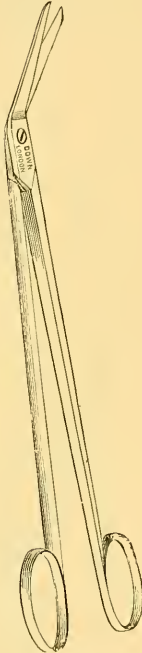


FIG. 990.

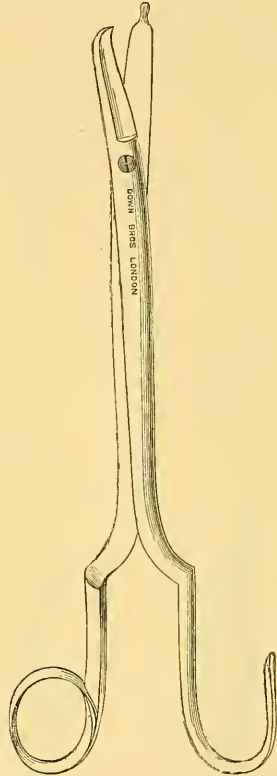


FIG. 991.

Scissors, *continued.*—

	£	s.	d.
Curved on flat ( <i>Fig.</i> 989) . . . . .	0	10	6
Curved on flat, cross-action shanks . . . . .	0	10	6
Curved flat angle ( <i>Fig.</i> 990) . . . . .	0	10	6
Emmet's ( <i>see page</i> 253). . . . .			

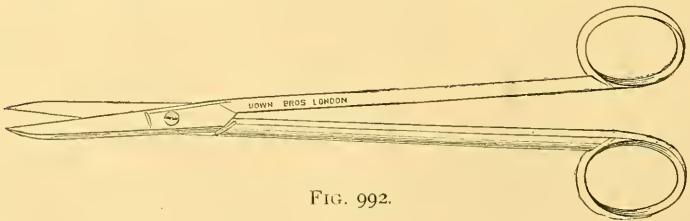


FIG. 992.

**Uterine and Vaginal Instruments, *continued.***

**Scissors, *continued*—**

	£	s.	d.
Heywood Smith's, curved . . . . . each	2	2	0
Ditto, straight . . . . . ”	1	17	6
Küchenmeister's, for dividing the Cervix ( <i>Fig.</i> 991) ”	0	15	0
Straight ( <i>Fig.</i> 992) . . . . . ”	0	7	6

**Scoops (*see* Curettes).**

**Scrapers (*see* Curettes).**

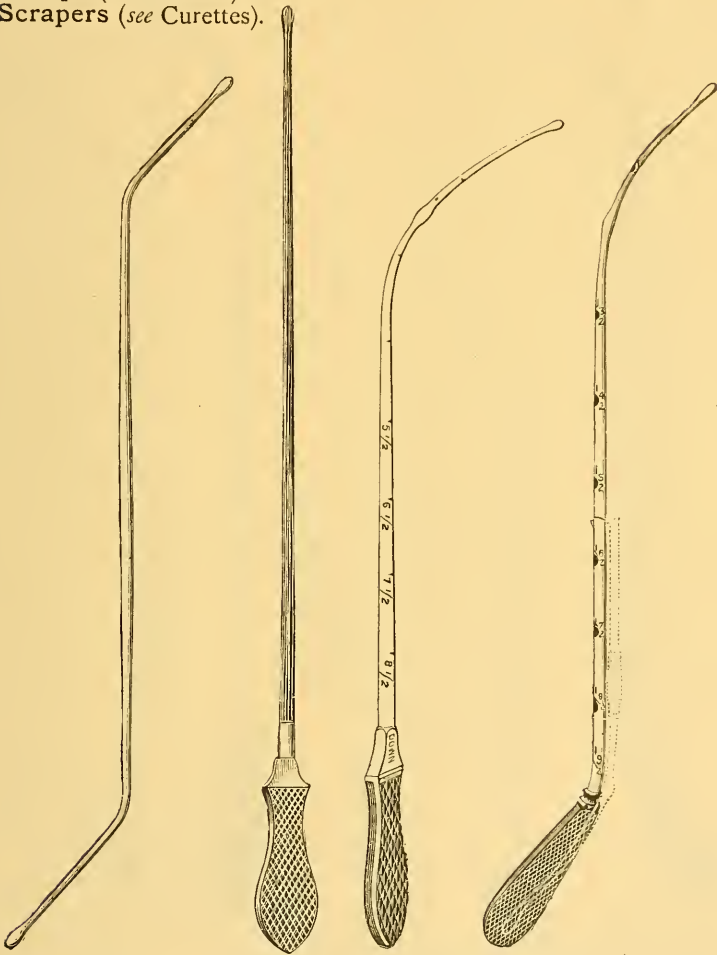


FIG. 993.

FIG. 994.

FIG. 995.

FIG. 996.

**Sounds, Uterine,—**

Aveling's ( <i>Fig.</i> 993) . . . . . each	0	5	0
---	---	---	---

Uterine and Vaginal Instruments, *continued.*

Sounds, Uterine, *continued.*—

		£	s.	d.
Barnes' Whalebone ( <i>Fig. 994</i> )	. . . . .	each	0	4 0
Galabin's Improved, latest model ( <i>Fig. 995</i> )	. . . . .	"	0	5 6
Heywood Smith's ( <i>Fig. 996</i> )	. . . . .	"	0	6 6

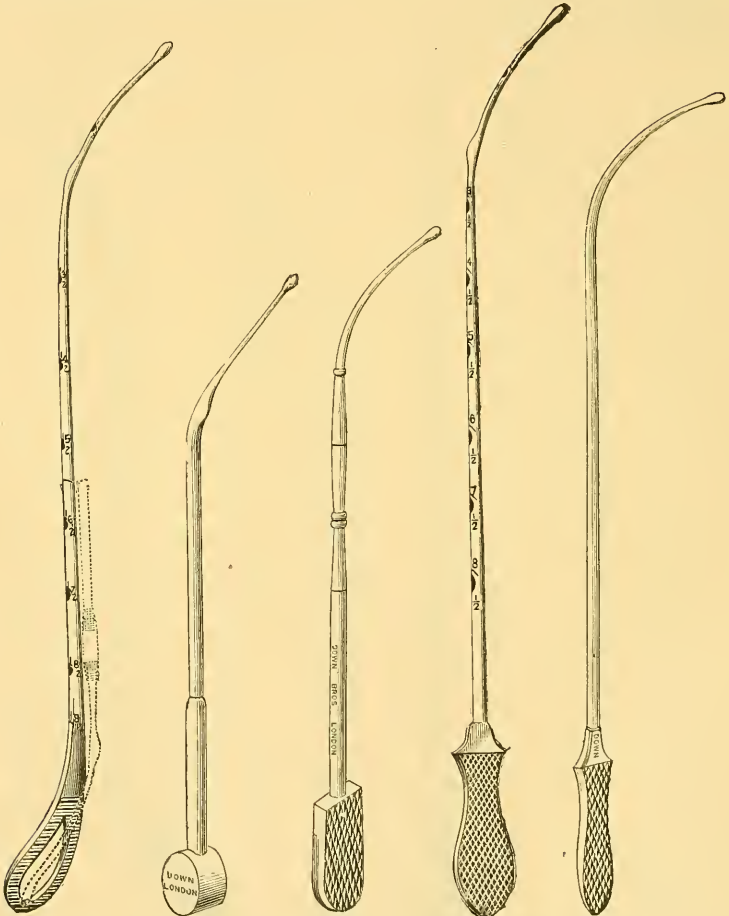


FIG. 997.                      FIG. 998.                      FIG. 999.                      FIG. 1000.                      FIG. 1001.

Heywood Smith's, with Retractor ( <i>Fig. 997</i> )	. . . . .	each	0	6 6
Matthews Duncan's ( <i>Fig. 998</i> )	. . . . .	"	0	5 6
Russell Simpson's ( <i>Fig. 999</i> )	. . . . .	"	0	6 0
Simpson's ( <i>Fig. 1000</i> )	. . . . .	"	0	5 0

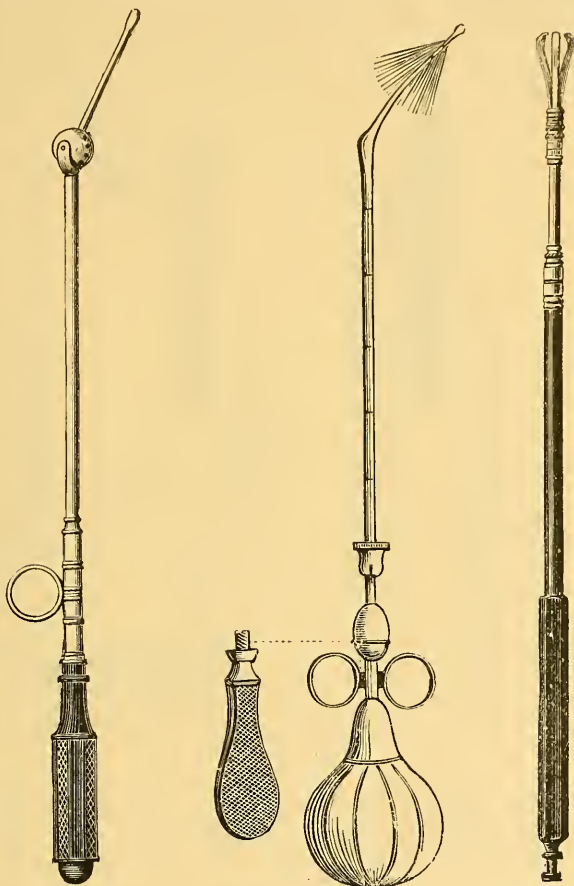
Uterine and Vaginal Instruments, *continued.*

FIG. 1002.

FIG. 1003.

FIG. 1004.

**Sounds, Uterine, *continued,*—**

		£	s.	d.
Sims' ( <i>Fig. 1001</i> )	. . . . .	0	5	0
Ditto, Redressor or Elevator ( <i>Fig. 1002</i> )	. . . . .	1	1	0
Sound and Syringe combined ( <i>Fig. 1003</i> )	. . . . .	1	0	0
<b>Sponge Holders (<i>see also</i> FORCEPS),—</b>				
Two-prong, nickel, curved or straight	. . . . .	0	2	6
Ditto, ditto, and nickel handles	. . . . .	0	2	6
Three-prong ( <i>Fig. 1004</i> )	. . . . .	0	3	6
Sulphate of Zinc Points.	. . . . .	0	1	6
Barnes' Introducer for same ( <i>Fig. 908</i> )	. . . . .	0	10	6

Uterine and Vaginal Instruments, *continued.*

Syringe, Thomas's, for removing clots from Cervical Canal . . . . . each £ s. d.  
 . . . . . each 0 7 6



FIG. 1005.



FIG. 1006.

Tents,—

Laminaria (*Figs. 1005 and 1006*), solid, assorted sizes, per doz. 0 2 9  
 Ditto, ditto, hollow, ditto . . . . . " 0 4 0  
 Ditto, 4 in. long per doz., solid, 7s. 6d.; hollow 0 12 0



FIG. 1007.

Sponge (*Fig. 1007*), assorted sizes . . . . . per doz. 0 3 0  
 Ditto, extra large . . . . . " 0 7 6  
 Tupelo, assorted sizes, per doz., solid, 6s. 9d.; hollow 0 10 6

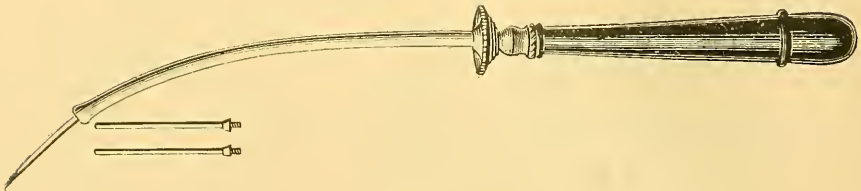


FIG. 1008.

Tent Introducers, Barnes' (*Fig. 1008*) . . . . . each 0 9 0  
 Godson's . . . . . " 0 16 6

**Uterine and Vaginal Instruments, *continued.***

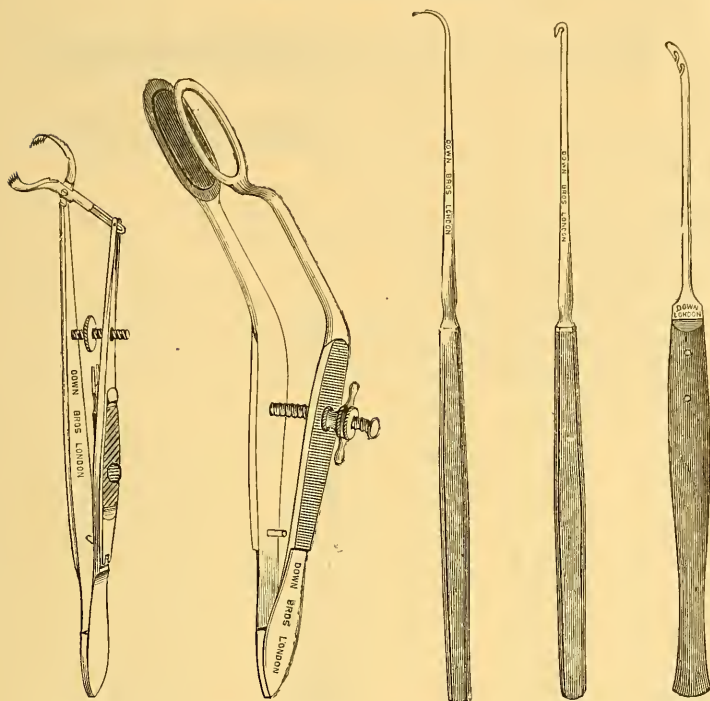


FIG. 1009.

FIG. 1010.

FIG. 1011.

FIG. 1012.

FIG. 1013.

**Vaginal Fistula Instruments,—**

	£	s.	d.
Bryant's Vesico-Vaginal Fistula Forks . . . . .	2	5	0
Forceps, Durham's Vesico-Vaginal Fistula ( <i>Fig. 1009</i> ), each	0	15	6
Ditto, ditto, for wire twisting . . . . .	0	10	6
Ditto, Tillaux', for Recto-Vaginal Fistula ( <i>Fig. 1010</i> ), each	0	18	6
Hook, fine ( <i>Fig. 1011</i> ) . . . . .	0	4	0
Ditto, "Crotchet," for wire adjusting ( <i>Fig. 1012</i> ) . . . . .	0	4	0
Ditto, with double slot ( <i>Fig. 1013</i> ) . . . . .	0	4	6



FIG. 1014.

Knives, for paring the edges, straight (*Fig. 1014*) . each 0 4 6

Uterine and Vaginal Instruments, *continued.*



FIG. 1015.




FIG. 1016.

Vaginal Fistula Instruments, *continued.*—

- Knives, for paring the edges, curved (*Figs. 1015 and 1016*) . . . . . each
- Ditto, ditto, set of 5 in case . . . . . per set
- Ditto, Sims', with screw at end of handle for fixing blade at any angle (*Fig. 984, page 266*) . . . each
- Ditto, ditto, improved, with set of knives . . . in case

£ s. d.

o	5	o
1	10	o
o	12	o
1	17	6



FIG. 1017.



FIG. 1018.

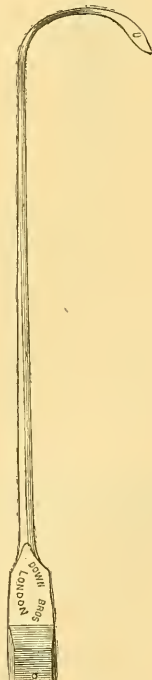


FIG. 1019.

Needles, in handles (*Fig. 1017*) . . . . . each

Ditto, ditto, curved right and left (*Figs. 1018, 1019*) ,,

o	5	o
o	5	6



Uterine and Vaginal Instruments, *continued.*



FIG. 1020.




FIG. 1021.



FIG. 1022.

Vaginal Fistula Instruments, *continued.*—

	£	s.	d.
Needles, in handles, Bryant's (Figs. 1020, 1021, and 1022) . . . . .	0	6	6
Ditto, ditto, tubular, curved right and left, and straight . . . . .	0	6	0
Ditto, Smith's, with set of 12 tubular Needles (see Fig. 252, page 63) . . . . .	2	15	0
Ditto, for use with Needle-holder (see page 14).			

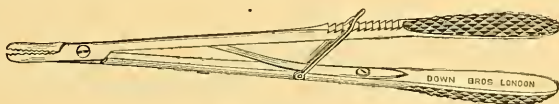


FIG. 1023.

Needle Holders,—

American pattern, Ring Catch (Fig. 1023) . . . . .	0	9	6
--	---	---	---

Uterine and Vaginal Instruments, *continued.*

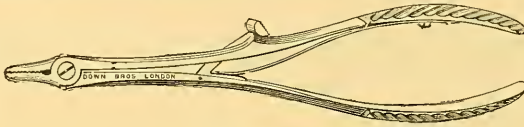


FIG. 1024.

Needle Holders, *continued*,—

Automatic Spring Catch (*Fig. 1024*) . . . each £ s. d.  
 0 13 6

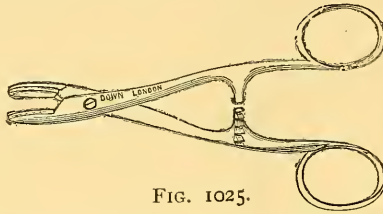


FIG. 1025.

Bow Handles and Rack Catch (*Fig. 1025*), 5-in. . each 0 7 6




FIG. 1026.

Durham's (*Fig. 1026*) . . . . . each 0 15 6

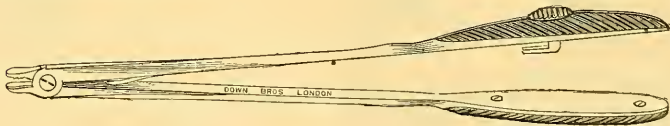


FIG. 1027.

Emmet's (*Fig. 1027*) . . . . . each 0 12 6

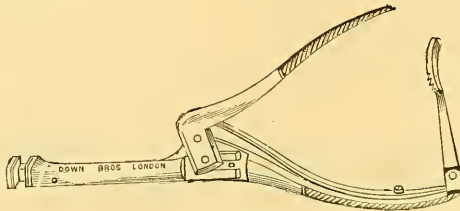


FIG. 1028.

Hagedorn's (*Fig. 1028*) . . . . . each 0 15 0  
 Sims', Bow Handles, 7-in. . . . . " 0 6 6

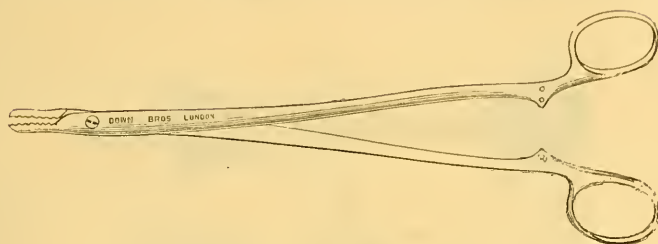
Uterine and Vaginal Instruments, *continued.*

FIG. 1029.

Needle Holders, *continued.*—

	£	s.	d.
Sims', Bow Handles, 7-in., and Catch ( <i>Fig. 1029</i> ), each	0	7	6
Spencer Wells', Bow Handles, 5-in. . . . . „	0	5	6

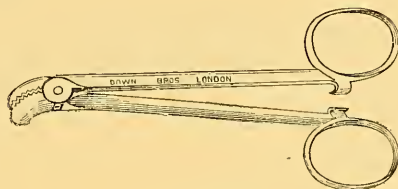


FIG. 1030.

Ditto, ditto, and Catch ( <i>Fig. 1030</i> ) . . . . . each	0	6	6
Ward Cousins' . . . . . „	0	18	6

*Nickel plated, 1s. each extra.*

Shot, Perforated . . . . . per doz.	0	0	6
Shot Perforators . . . . . each	0	10	6

Silkworm Gut, etc. (*see page 12*).

## Suture Adjusters,—

Curette, Sims' Blunt, or Wire Twister ( <i>Fig. 922</i> , <i>page 252</i> ) . . . . . each	0	5	6
Disc pattern ( <i>Fig. 265, page 64</i> ) . . . . . „	0	4	0
Forked ditto ( <i>Fig. 266, page 64</i> ) . . . . . „	0	5	0
Fulcrum ditto ( <i>Fig. 267, page 64</i> ) . . . . . „	0	5	6
Wire Twisters, S Shape ( <i>Fig. 268, page 65</i> ) . . . . . „	0	5	0

## Vaginal Specula,—

Allingham's Four-blade Speculum . . . . . each	2	12	6
--	---	----	---

*This is a modification of Meadows' 3-blade Speculum, and being very small when closed, is also useful as a Rectum Speculum.*

Uterine and Vaginal Instruments, *continued.*

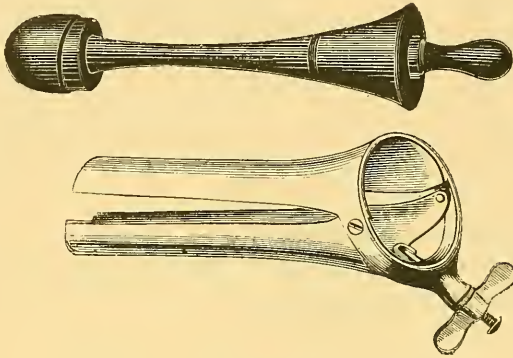


FIG. 1031.

Vaginal Specula, *continued,—*

	£	s.	d.
Barnes' Speculum ( <i>Fig. 1031</i> ) . . . . . each	1	4	0

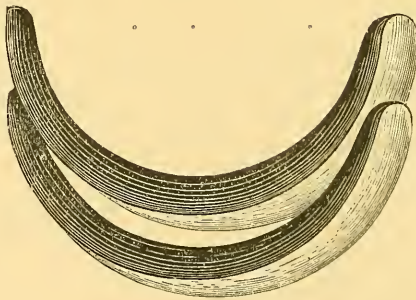


FIG. 1032.

Barnes', modification of Neugabauer's ( <i>Fig. 1032</i> ), each	1	1	0
Bennett's, each, German silver, 16s. 6d. ; electro-plated and gilt	1	4	0

Uterine and Vaginal Instruments, *continued.*

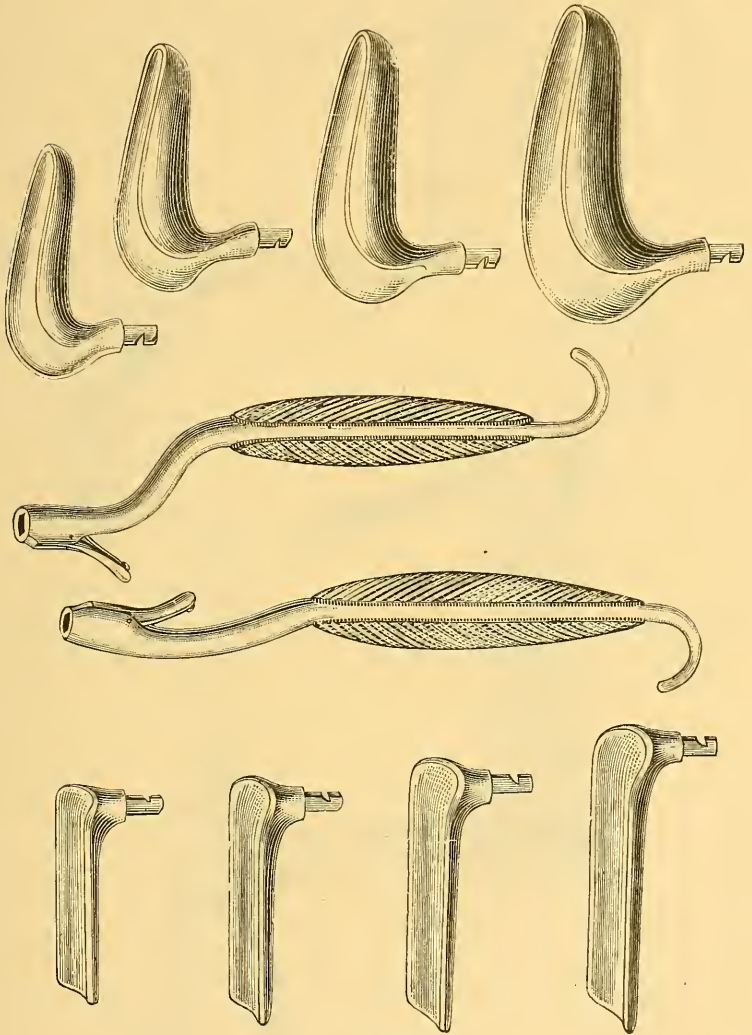


FIG. 1033.

Vaginal Specula, *continued.* —

	£	s.	d.
Bozemann's, consisting of 2 handles and 8 blades			
(Fig. 1033) . . . . .	2	10	0

Uterine and Vaginal Instruments, *continued.*

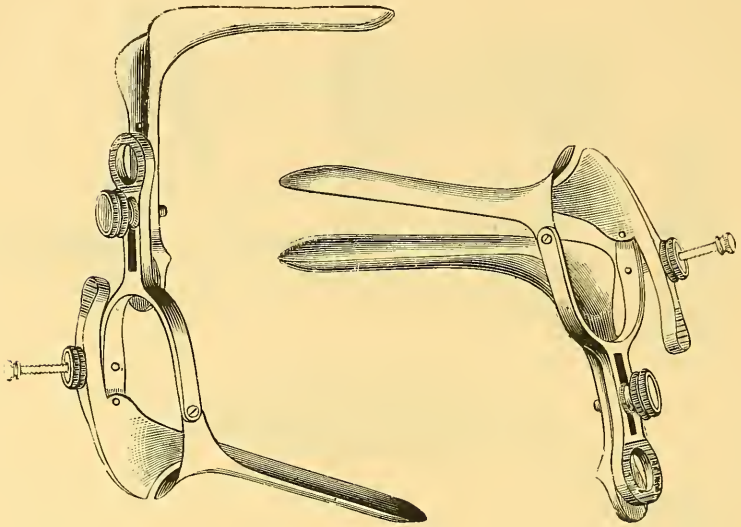


FIG. 1034.

Vaginal Specula, *continued*,—

Brewer's Compound (*Fig. 1034*) . . . . .

£ s. d.

each 1 10 0

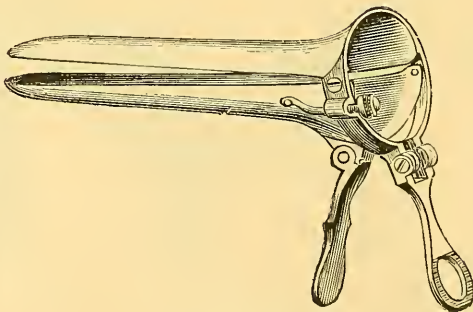


FIG. 1035.

Cusco's (*Fig. 1035*) . . . . .

each 0 15 0

Uterine and Vaginal Instruments, *continued.*

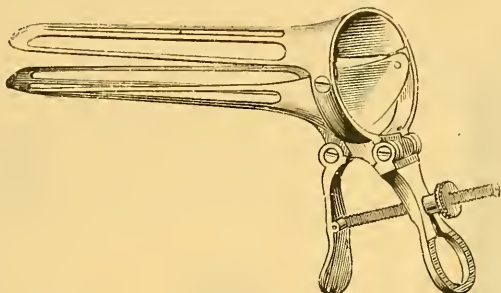


FIG. 1036.

Vaginal Specula, *continued.*—

Fenestrated (*Fig. 1036*) . . . . .

each £ s. d.  
1 1 0



FIG. 1037.




FIG. 1038.

Fergusson's, glass, plain ( <i>Fig. 1037</i> ), in three sizes	each	0	2	0
Ditto, ditto, covered elastic gum ( <i>Fig. 1038</i> ), in three sizes	each	0	3	0
Ditto, ditto, ditto, Aveling's modification, the edges left uncovered and ground off smooth		0	3	6
Ditto, ditto, covered web and elastic gum, in three sizes	each	0	4	0
Ditto, plated, in three sizes.	„	0	7	0

Uterine and Vaginal Instruments, *continued.*




FIG. 1039.

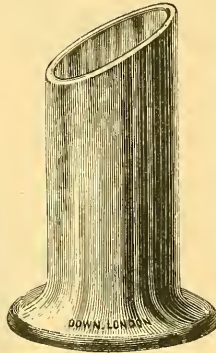


FIG. 1040.




FIG. 1041.

Vaginal Specula, *continued.*—

	£	s.	d.
Fergusson's, celluloid, opaque white, in four sizes ( <i>Fig. 1039</i> ), each, 3s. 9d. ; the set with cover	0	18	6
Ditto, vulcanite, in 3 sizes . . . . . each	0	3	0
Galabin's short, web covered, to allow of digital examination of the Os ( <i>Fig. 1040</i> ) . . . . . each	0	4	6
Hall Davis's plated ( <i>Fig. 1041</i> ), in three sizes . . . . . each	0	10	6

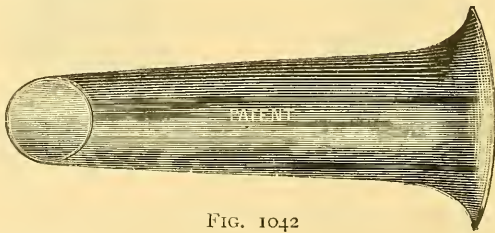


FIG. 1042

Ditto, celluloid, opaque white ( <i>Fig. 1042</i> ), three sizes, 4s. 6d. each ; the set with cover . . . . .	0	17	6
Hewitt's . . . . . each	1	1	0



Uterine and Vaginal Instruments, *continued.*

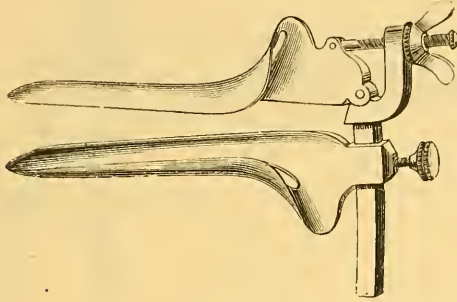


FIG. 1043.

Vaginal Specula, *continued*,—

Jackson's (*Fig. 1043*) . . . . . each £ s. d. 1 5 0

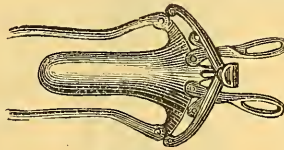


FIG. 1044.

Meadows', 3 blades (*Fig. 1044*) . . . . . each 2 2 0

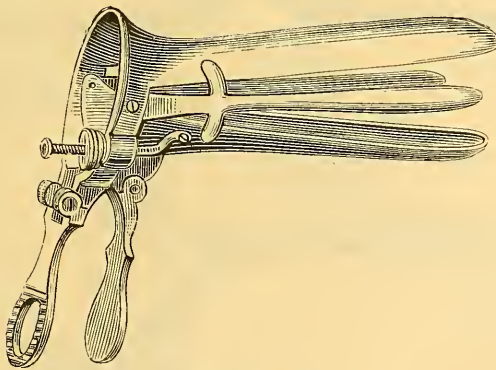


FIG. 1045.

Ditto, 4 blades (*Fig. 1045*) . . . . . each 1 10 0

Uterine and Vaginal Instruments, *continued.*

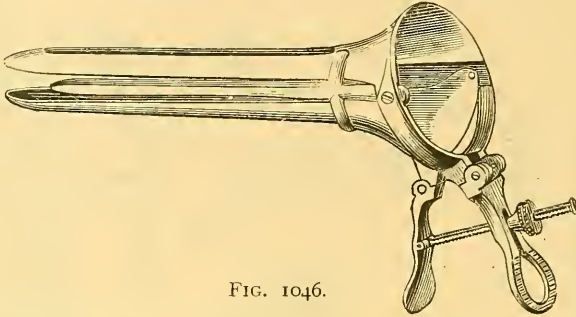


FIG. 1046.

Vaginal Specula, *continued.*—

Meadows', 4 blades, fenestrated (*Fig. 1046*). . each £ s. d.

1 10 0

*Figs. 1045 and 1046 can be supplied with the upper blades shorter than the lower, if desired.*

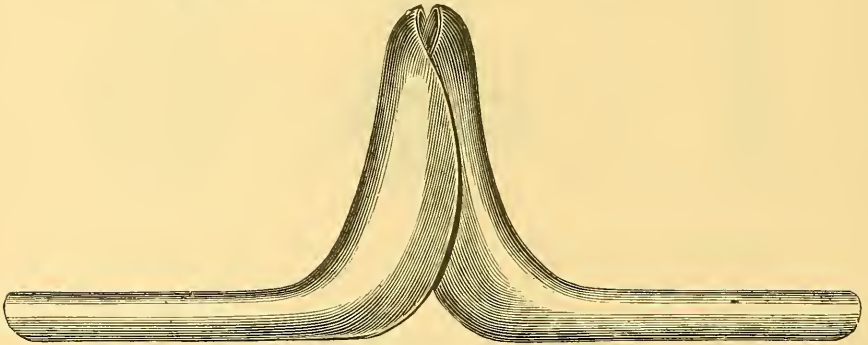


FIG. 1047.

Neugabauer's (*Fig. 1047*), the set of three pairs, per set 1 15 0

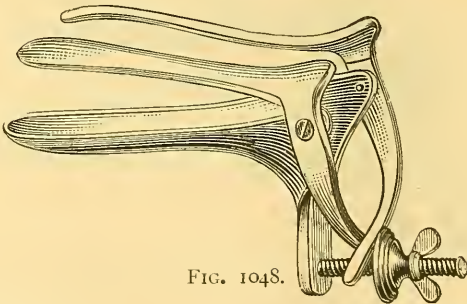


FIG. 1048.

Nott's (*Fig. 1048*) . . . . . each, 15s. and 1 2 6

Uterine and Vaginal Instruments, *continued.*

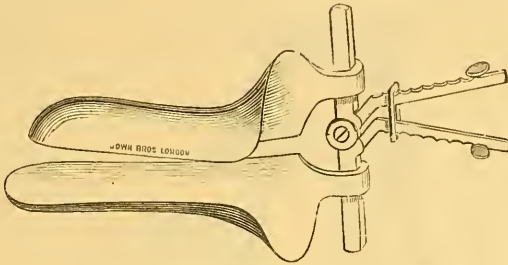


FIG. 1049.

Vaginal Specula, *continued*,—

Reid's ( <i>Fig. 1049</i> ) . . . . .	each	£	s.	d.
		1	5	0

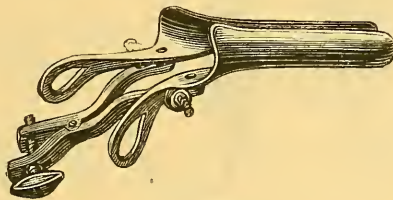


FIG. 1050.

Reeves' ( <i>Fig. 1050</i> ) . . . . .	each	1	12	0
--	------	---	----	---

*This is also suitable for use as a Rectum Speculum.*

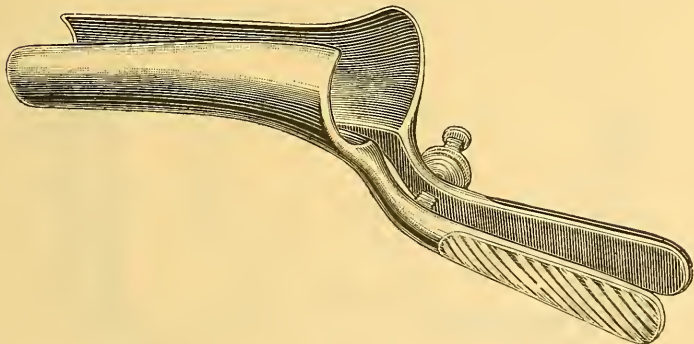


FIG. 1051.

Ricord's ( <i>Fig. 1051</i> ) . . . . .	each	0	12	0
Roper's modification of Neugabauer's . . . . .	„	1	4	0

Uterine and Vaginal Instruments, *continued.*

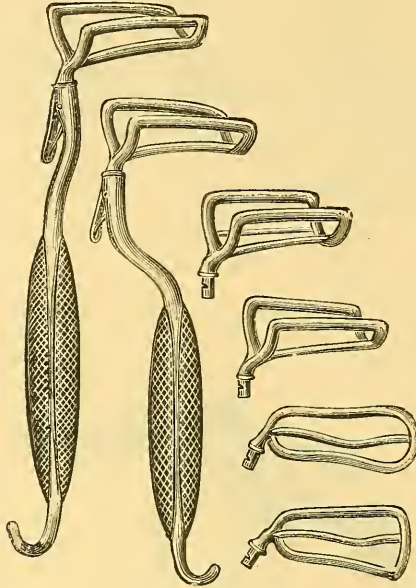


FIG. 1052.

Vaginal Specula, *continued.*—

£ s. d.

Simons', consisting of 2 handles and 6 fenestrated blades ( <i>Fig. 1052</i> ) . . . . .	per set	2	10	0
Ditto, improved, consisting of 2 handles and 8 solid blades ( <i>Fig. 1053</i> ) . . . . .	per set	2	10	0



FIG. 1054.

Sims' Duckbill ( <i>Fig. 1054</i> ) . . . . .	each	0	12	6
---	------	---	----	---

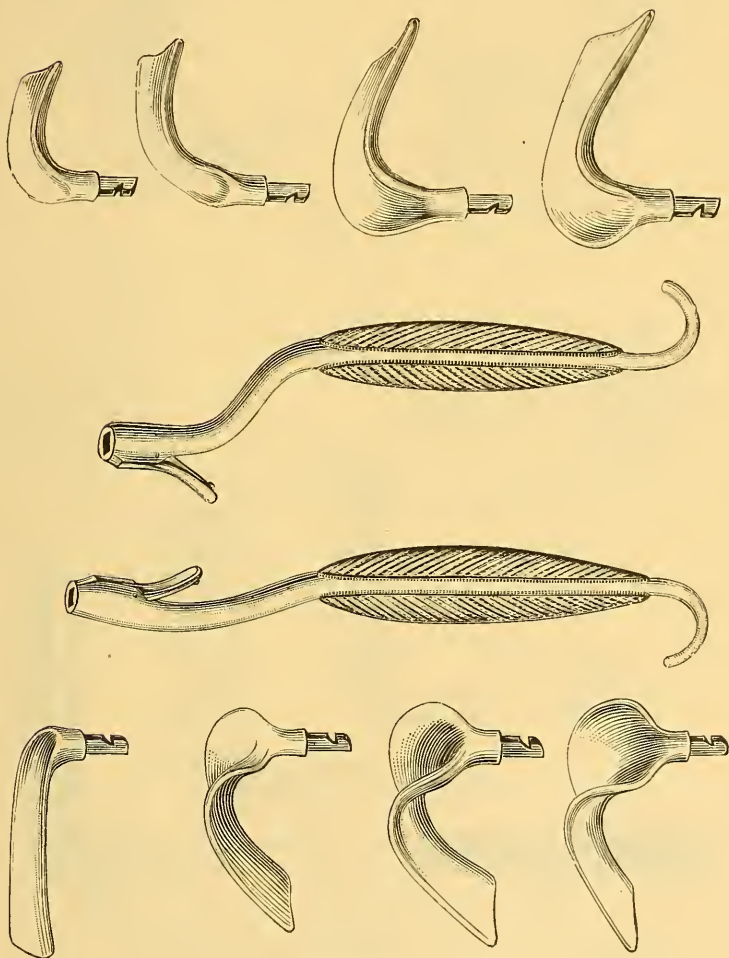
Uterine and Vaginal Instruments, *continued.*

FIG. 1053.

**Uterine and Vaginal Instruments, *continued.***

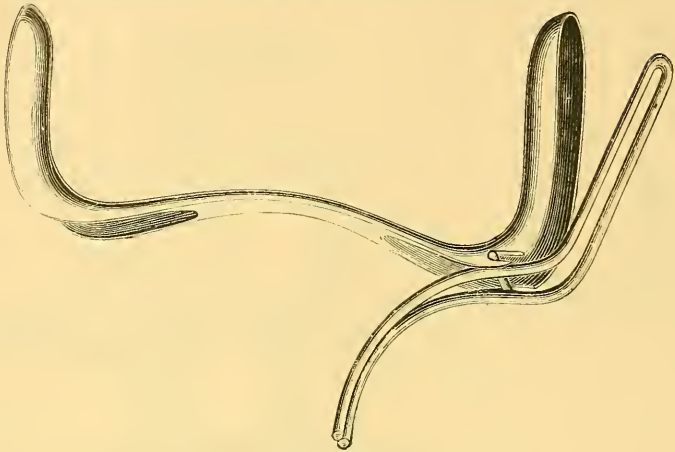


FIG. 1055.

**Vaginal Specula, *continued.***—

	each	£	s.	d.
Sims' Duckbill, extra large size . . . . .	.	0	16	0
Ditto, ditto, with lifting blade ( <i>Fig.</i> 1055) . . . . .	"	0	18	0

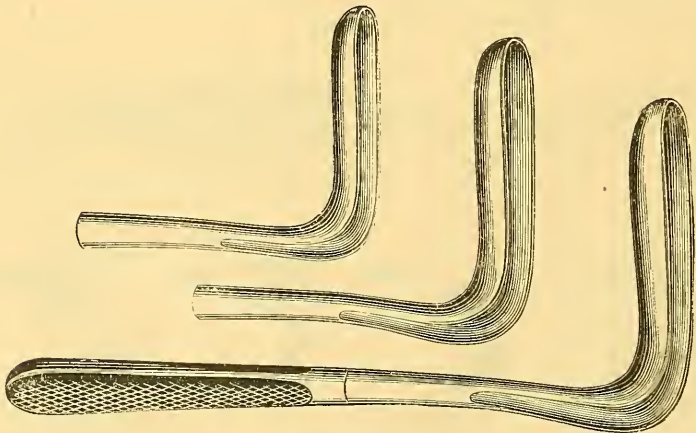


FIG. 1056.

Ditto, ditto, set of three, fitting one handle ( <i>Fig.</i> 1056)	per set	1	12	0
Ditto, ditto, Galabin's, with dilating blade and short blade, to allow of digital examination of the Os ( <i>Fig.</i> 1057) . . . . .	each	1	2	0

Uterine and Vaginal Instruments, *continued.*

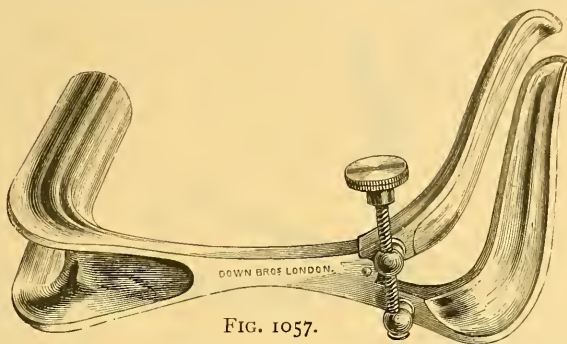


FIG. 1057.



FIG. 1058.

Vaginal Specula, *continued.*—

Sims' Duckbill, jointed, to use also as a Neugabauer's  
(*Fig.* 1058) . . . . . each

£ s. d.  
o 17 6

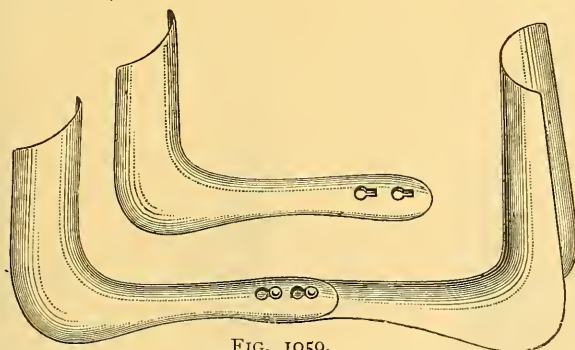


FIG. 1059.

Ditto, ditto, ditto, Heywood Smith's, with extra short  
blade (*Fig.* 1059). . . . . each  
Three-bladed . . . . . „  
Ditto, steel . . . . . „

I 5 0  
I 7 0  
2 0 0  
U

PESSARIES AND INTRA-UTERINE STEMS.

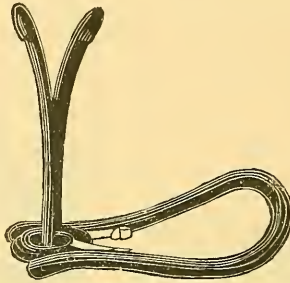


FIG. 1061.

Intra-Uterine Stems,—  
Bantock's, gilt, with Introducer (Fig. 1060).

	£	s.	d.
. each	0	8	6

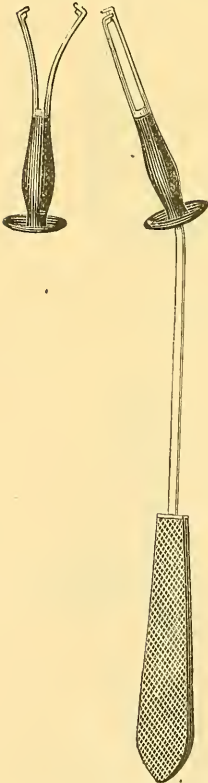


FIG. 1060.




FIG. 1062.

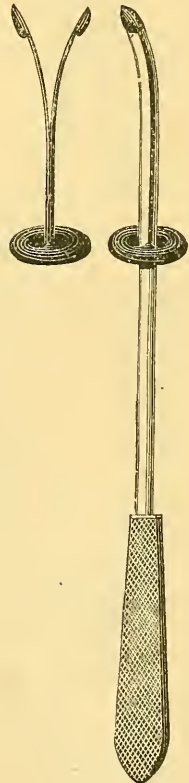


FIG 1063.



Pessaries and Intra-Uterine Stems, *continued.*

Intra-Uterine Stems, <i>continued.</i> —		£	s.	d.
Blake's modification of Meadows', with support ( <i>Fig.</i>		0	7	6
1061) . . . . .	each			
Boulton's plated metal, with Introducer ( <i>Fig.</i> 1062) „		0	8	6
Chambers', vulcanite expanding, and Introducer				
( <i>Fig.</i> 1063) . . . . .	each	0	8	6
Spare Stems for same . . . . .	„	0	4	6



FIG. 1064.




FIG. 1065.




FIG. 1066.




FIG. 1067.

Galvanic, Barnes' ( <i>Fig.</i> 1064) . . . . .	each	0	5	0
Ditto, Greenhalgh's ( <i>Fig.</i> 1065) . . . . .	„	0	5	6
Ditto, Peaslee's ( <i>Fig.</i> 1066) . . . . .	„	0	6	6
Ditto, Simpson's ( <i>Fig.</i> 1067) . . . . .	„	0	3	6



FIG. 1068.

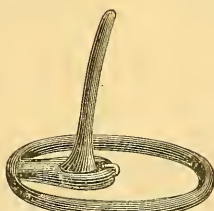


FIG. 1069.



FIG. 1070.

Greenhalgh's, perforated vulcanite ( <i>Fig.</i> 1068) . . . . .	each	0	2	6
Ditto, silver . . . . .	„	0	7	6
Hewitt's ( <i>Fig.</i> 1069) . . . . .	„	0	5	6
Meadows', glass ( <i>Fig.</i> 1070). . . . .	„	0	3	0

Pessaries and Intra-Uterine Stems, *continued.*

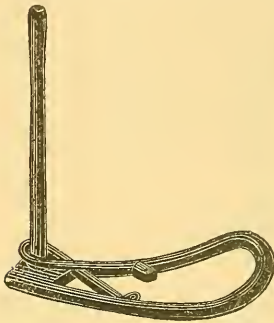


FIG. 1071.

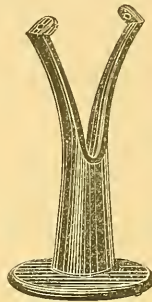


FIG. 1072.

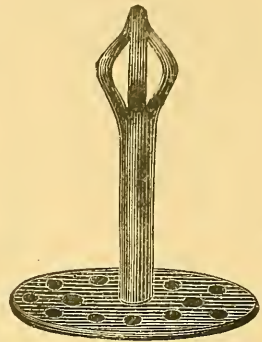


FIG. 1073.

Intra-Uterine Stems, *continued.*—

		£	s.	d.
Meadows', vulcanite, with support ( <i>Fig. 1071</i> )	. each	0	5	0
Routh's ( <i>Fig. 1072</i> )	. . . . .	0	5	0
Squarey's, india-rubber ( <i>Fig. 1073</i> )	. . . . .	0	3	6



FIG. 1074.



FIG. 1075.



FIG. 1076.

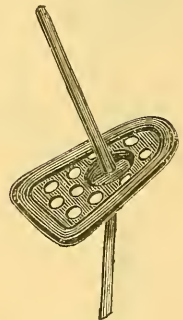


FIG. 1078.

Vulcanite expanding ( <i>Fig. 1074</i> ), with Introducer, each	0	5	6
Spare Stems for same	0	3	0
Vulcanite plain, curved ( <i>Fig. 1075</i> )	0	2	0
Ditto, ditto, straight ( <i>Fig. 1076</i> )	0	2	0




FIG. 1077.

Pessaries and Intra-Uterine Stems, *continued.*

Intra-Uterine Stems, <i>continued.</i> —		£	s.	d.
Wright's, steel, with Introducer ( <i>Fig. 1077</i> ) . . . . .	each	0	10	6
Spare steel Stems for same . . . . .	„	0	5	6
Wyn Williams' ( <i>Fig. 1078</i> ), in 3 sizes . . . . .	„	0	3	0
Ditto, with Introducer . . . . .	„	0	5	6



FIG. 1079.

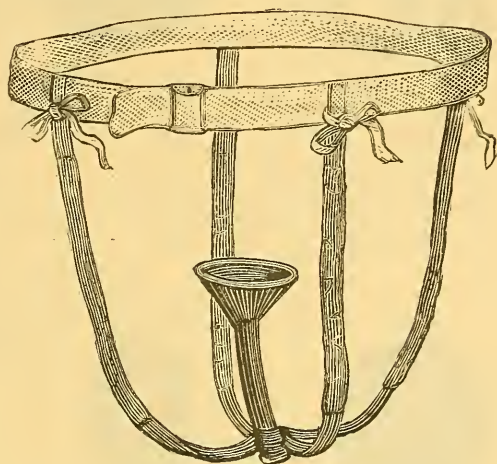


FIG. 1080.

## Pessaries,—

Aitken's porcelain Stem ( <i>Fig. 1079</i> ), with bands complete . . . . .	each	0	4	6
Barnes' gutta percha Stem, with bands complete ( <i>Fig. 1080</i> ) . . . . .	each	0	5	0
Barnes' vulcanite Stem, with bands complete ( <i>Fig. 1080</i> ) . . . . .	each	0	5	6
Barnes' metal Pessaries (as <i>Fig. 1103</i> ) . . . . .	per doz.	0	15	0

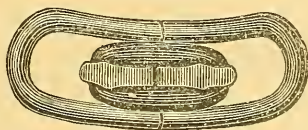


FIG. 1081.

Barr's, vulcanite ( <i>Fig. 1081</i> ) . . . . .	each	0	2	6
--	------	---	---	---

Pessaries and Intra-Uterine Stems, *continued.*

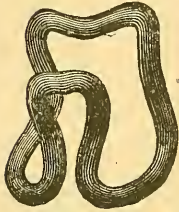


FIG. 1082.



FIG. 1083.



FIG. 1084.

Pessaries, *continued.*—

	£	s.	d.
Blackbee's ( <i>Fig. 1082</i> ) . . . . . each	0	3	0
Boxwood, flat circular ( <i>Fig. 1083</i> ) . . . per doz.	0	3	6
Ditto, flat oval ( <i>Fig. 1084</i> ) . . . . . „	0	6	6

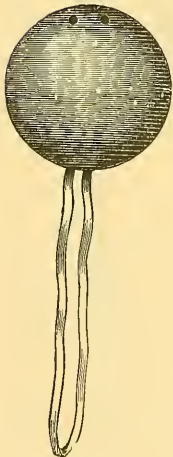


FIG. 1085.



FIG. 1086.

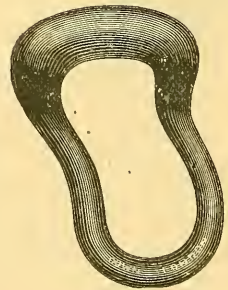


FIG. 1087.

Boxwood, globular ( <i>Fig. 1085</i> ) . . . . . per doz.	0	10	0
Ditto, oviform ( <i>Fig. 1086</i> ) . . . . . „	0	10	0
Braxton Hicks', pliable wire, with solid india-rubber pads ( <i>Fig. 1087</i> ) . . . . . per doz.	1	4	0
Coghill's . . . . . each	0	3	0

Pessaries and Intra-Uterine Stems, *continued.*

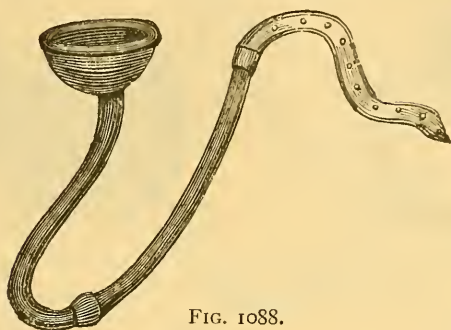


FIG. 1088.

Pessaries, *continued*,—

Cutter's Cup, for Prolapsus, with bands complete ( <i>Fig.</i>	£	s.	d.
1088) . . . . . each	0	7	6

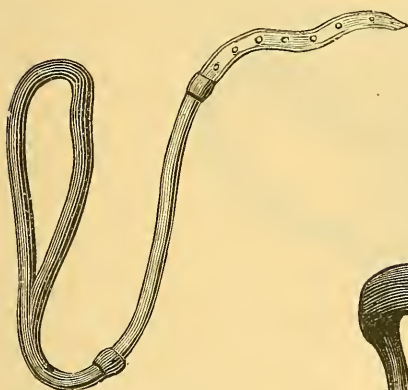


FIG. 1089.



FIG. 1090.

Cutter's Loop, for Anteversion ( <i>Fig.</i> 1089), ditto . each	0	7	6
Ditto Loop, for Retroversion ( <i>Fig.</i> 1090), ditto . „	0	7	6
Ditto, ditto, Thomas's modification, ditto . . „	0	7	6

Pessaries and Intra-Uterine Stems, *continued.*

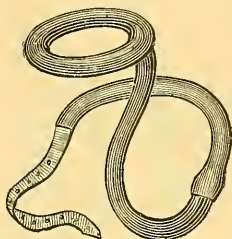


FIG. 1091.

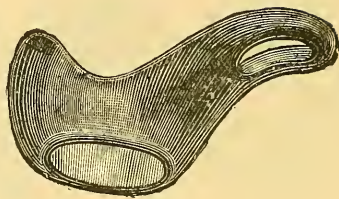


FIG. 1092.

Pessaries, *continued.*—

	£	s.	d.
Cutter's Ring, for Prolapsus ( <i>Fig.</i> 1091), with bands complete . . . . .	0	7	6
Ditto, T Stem, ditto. . . . .	0	7	6
Duffin's boxwood Stem Pessary . . . . .	0	6	0
Elastic gum, flat oval, flat circular, globular, and ovi-form ( <i>Figs.</i> 1083-6) . . . . .	0	12	0
Fowler's, vulcanite ( <i>Fig.</i> 1092), in three sizes . . . . .	1	10	0

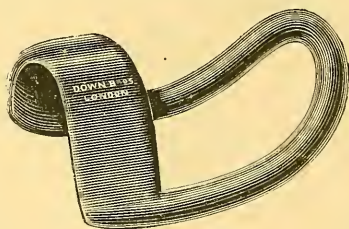


FIG. 1093.

Galabin's Cradle, for Anteversion (*Fig.* 1093) per doz. 0 18 0




FIG. 1094.

Galabin's Prolapsus (*Fig.* 1094) . . . . . per doz. 0 15 0

Pessaries and Intra-Uterine Stems, *continued.*

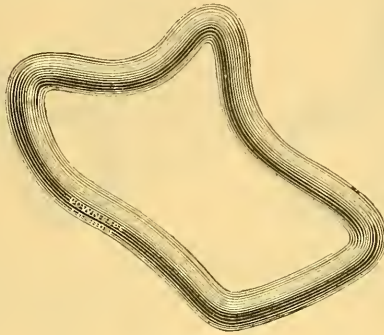


FIG. 1095.

Pessaries, *continued*,—

Gervis' Retroversion (*Fig.* 1095), per doz., vulcanite,  
15s. ; celluloid

£ s. d.

o 18 o

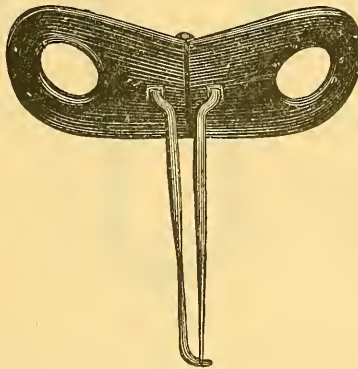


FIG. 1096.

Godson's (*Fig.* 1096)

each o 3 6




FIG. 1097.

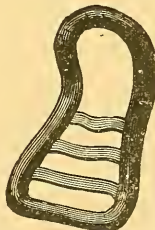


FIG. 1098.



FIG. 1099.

Greenhalgh's (*Fig.* 1097), 6 sizes . . . . .

per doz. o 13 6

Ditto, with india-rubber bands (*Fig.* 1098)

„ o 15 o

Ditto, with air pads (*Fig.* 1099) { . . . . .

„ 1 4 o

Pessaries and Intra-Uterine Stems, *continued.*

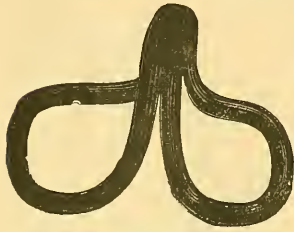


FIG. 1100.




FIG. 1101.

Pessaries, *continued*,—

	£	s.	d.
Hewitt's Cradle, for Anteversion ( <i>Figs.</i> 1100 and 1101)			
per doz.	1	4	0



FIG. 1102.



FIG. 1103.




FIG. 1104.

Hewitt's Oval Ring, vulcanite . . . . .	per doz.	0	10	0
Ditto, Ring, for bending into any form ( <i>Fig.</i> 1102)				
per doz., celluloid, 15s. ; india-rubber, 12s. ; gutta percha		0	10	0
Ditto, Stem . . . . .	each	0	3	6
Hodge's, celluloid ( <i>Fig.</i> 1103) . . . . .	per doz.	0	18	0
Ditto, ditto, flexible . . . . .	"	0	18	0
Ditto, india-rubber covered, 12 sizes. . . . .	"	0	12	0
Ditto, metal (Barnes') . . . . .	"	0	15	0
Ditto, vulcanite, moulded . . . . .	"	0	8	0
Ditto, ditto, hand-made . . . . .	"	0	14	0
Ditto, ditto, with bars ( <i>Fig.</i> 1104) . . . . .	"	0	12	0
Hurd's, vulcanite . . . . .	each	0	3	6
India-rubber, to inflate, flat circular, or oval, with stop-cock ( <i>Fig.</i> 1105) . . . . .	each	0	2	9
Ditto, ditto, globular or pear-shape, with stopcock	"	0	2	9



Pessaries and Intra-Uterine Stems, *continued.*

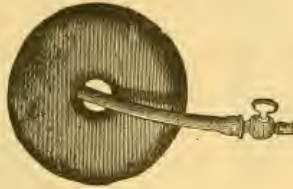


FIG. 1105.

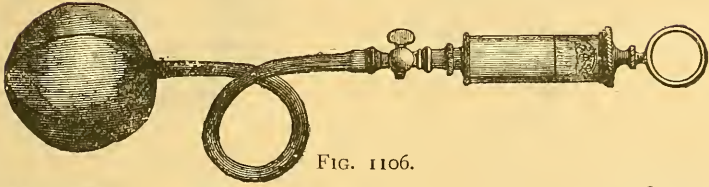
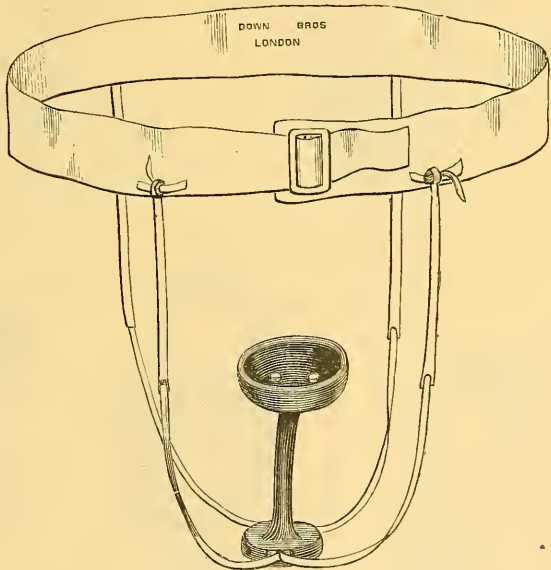


FIG. 1106.

Pessaries, *continued*,—

India-rubber, to inflate, with brass Syringe complete  
(*Fig. 1106*) . . . . . each

£ s. d.  
o 5 6



DOWN BROS  
LONDON

FIG. 1108.



FIG. 1107.

Locock's oviform, stuffed with Moc Main (*Fig. 1107*)  
per doz.

o 18 o

Macintosh's vulcanite Stem, with bands complete  
(*Fig. 1108*) . . . . . each

o 6 o

Pessaries and Intra-Uterine Stems, *continued.*

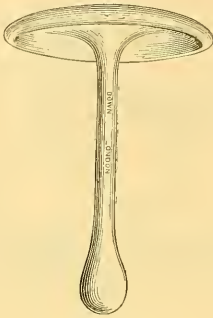


FIG. 1109.




FIG. 1110.

Pessaries, *continued,*—

Matthews Duncan's Disc and Stem, for Prolapsus (*Fig.*  
1109) . . . . . each  
Meyer's solid india-rubber Ring (*Fig.* 1110). . . . . per doz.  
Ditto, white india-rubber, for Hospitals . . . . . „

£	s.	d.
0	1	6
1	4	0
0	9	0

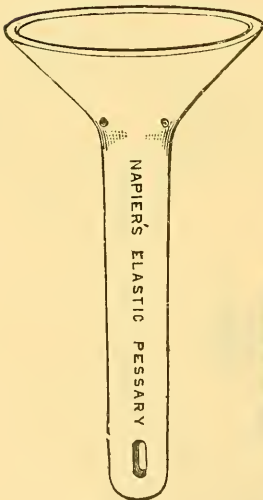


FIG. 1111.

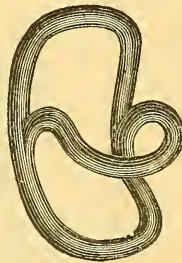


FIG. 1112.



FIG. 1113.

Napier's india-rubber Stem (*Fig.* 1111), with bands  
complete . . . . . each  
Playfair's Anteversion (*Fig.* 1112). . . . . per doz.  
Schofield's vulcanite Stem, with bands complete . . . . . each  
Simpson's vulcanite Shelf Pessary (*Fig.* 1113) per doz.

0	6	0
1	7	0
0	5	6
1	7	0

Pessaries and Intra-Uterine Stems, *continued.*



FIG. 1114.



FIG. 1114A.

Pessaries, *continued*,—

Thomas's Anteversion, vulcanite (*Figs.* 1114 and 1114A),  
per doz.

£ s. d.  
1 10 0

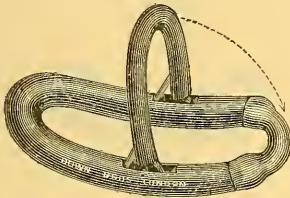


FIG. 1115.

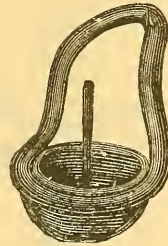


FIG. 1116.

Ditto, with india-rubber Spring (*Fig.* 1115) per doz.

1 16 0

Ditto, covered in india-rubber . . . . .

1 7 0

Ditto, ditto, Pessary, with Cup and Stem (*Fig.* 1116)

each 0 3 0

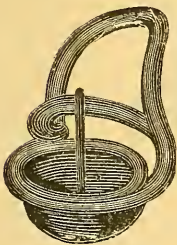


FIG. 1117.



FIG. 1118.

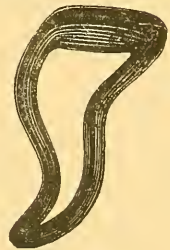


FIG. 1119.

Ditto, ditto, with lever Cup and Stem (*Fig.* 1117), each

0 4 0

Ditto, Retroflexion (*Figs.* 1118 and 1119) per doz.

1 10 0

Vulcanite, flat circular, in 7 sizes . . . . .

0 10 0

Pessaries and Intra-Uterine Stems, *continued.*




FIG. 1120.

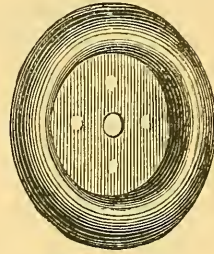


FIG. 1121.

Pessaries, *continued.*—

		£	s.	d.
Watch Spring ( <i>Fig. 1120</i> ), 12 sizes	. . . per doz.	1	0	0
Ditto, ditto, with diaphragm ( <i>Fig. 1121</i> )	. . . „	1	4	0
Zwanke's gutta-percha Pessary	. . . each	0	2	6
Ditto, metal ditto	. . . „	0	7	6

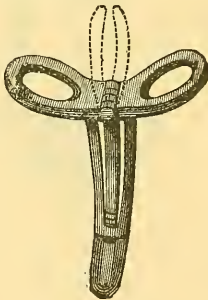


FIG. 1122.

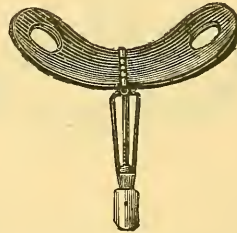


FIG. 1123.

Zwanke's vulcanite Pessary ( <i>Fig. 1122</i> )	. . . each	0	3	0
Ditto, ditto, ditto, and metal screws ( <i>Fig. 1123</i> )	„	0	3	6

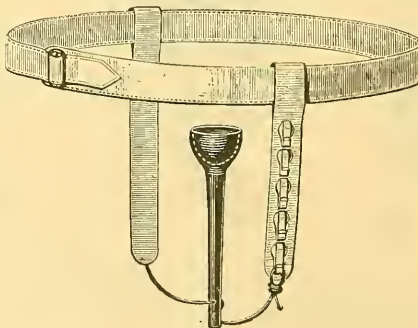


FIG. 1124.

Pessaries and Intra-Uterine Stems, *continued.*

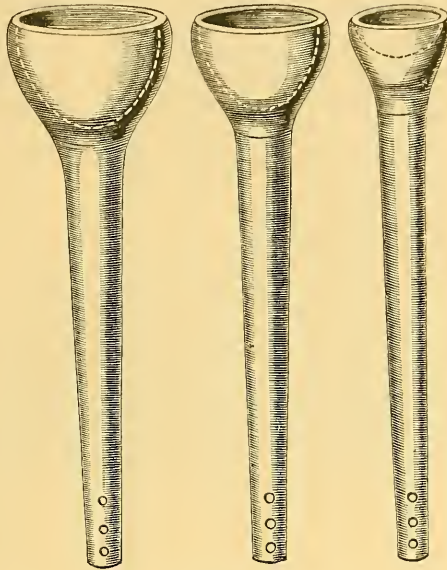


FIG. 1125.

	£	s.	d.
Repositors, for replacing inverted Uterus, Aveling's, with set of 3 ends . . . . .	0	10	6
Lawson Tait's, set of 3, with straps complete ( <i>Figs.</i> 1124 and 1125) . . . . .	0	18	6

## OVARIOTOMY AND HYSTERECTOMY INSTRUMENTS.

		£	s.	d.
Acupressure Pins ( <i>Fig. 35, page 13</i> ) . . .	per doz.	0	3	0
Ascites Tubes, Spencer Wells' . . . . .	each	0	10	6




FIG. 1126.

Lawson Tait's Tubes, for washing out (*Fig. 1126*),  
2 sizes,  $\frac{7}{16}$ ths and  $\frac{7}{8}$ ths inch. diam., each 12s. 6d.  
and 15s.

*The smaller size is used for washing out Cysts, the larger  
size for washing out the peritoneal cavity.*

## Cauteries,—

Cautery Irons (*see pages 318 and 319*).

Ovariotomy, etc., Instruments, *continued.*


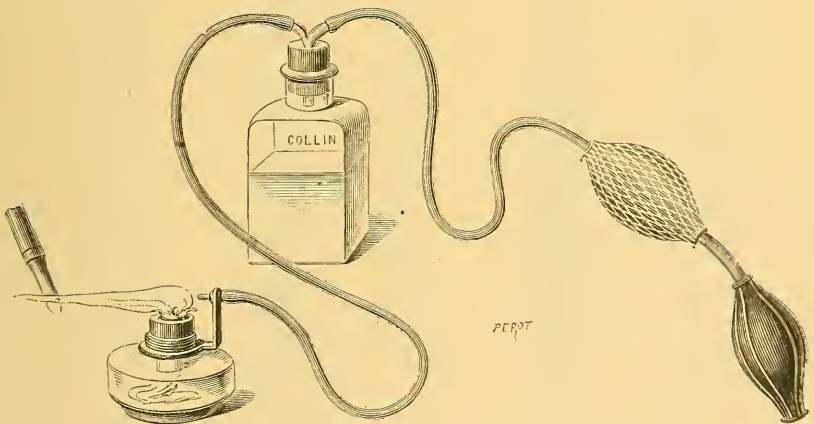


FIG. 1127.



METHOD OF USING.

Cauteries, *continued.*—

Paquelin's Thermo-Cautery, with blunt and cutting points (*Fig. 1127*) . . . . .

£ s. d.  
5 10 6  
x

Ovariotomy, etc., Instruments, *continued.*

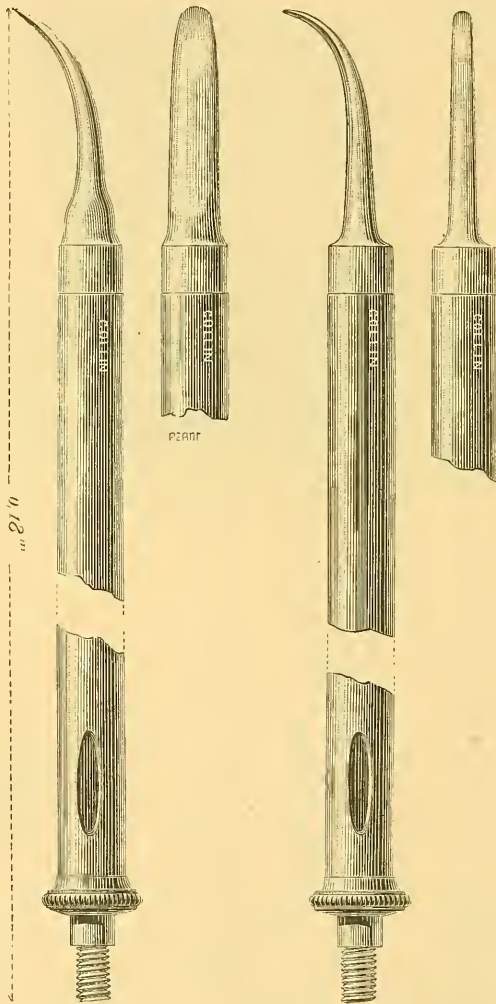


FIG. 1128.

FIG. 1129.

Cauteries, *continued.*—

ACCESSORIES,—

	£	s.	d.
Curved point, with broad, transverse diameter for excising Neck of Uterus ( <i>Fig. 1128</i> ) . . . each	1	17	6
Ditto, with narrow ditto ( <i>Fig. 1129</i> ) . . . „	1	17	6



Ovariotomy, etc., Instruments, *continued.*

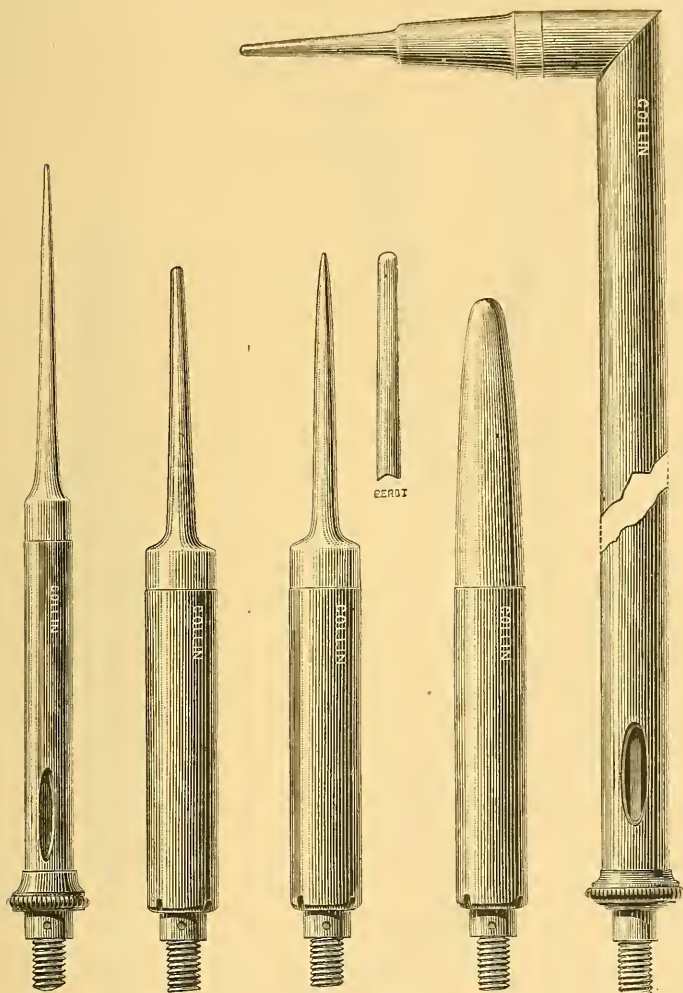


FIG. 1130.      FIG. 1131.      FIG. 1132.      FIG. 1133.      FIG. 1134.

ACCESSORIES, *continued.*—

	£	s.	d.
Cylindrical point ( <i>Fig. 1133</i> ) . . . . .	1	10	0
Extra fine point ( <i>Fig. 1136</i> ) curved or straight for Eye, etc. . . . .	1	5	0
Fine and long point, for Nævi, etc. ( <i>Fig. 1130</i> ). „	1	10	0
Fine point ( <i>Fig. 1131</i> ) . . . . . „	1	10	0

Ovariotomy, etc., Instruments, *continued.*

ACCESSORIES, *continued*,—

	£	s.	d
Narrow knife ( <i>Fig. 1132</i> ). . . . .	1	10	0
Rectangular conical point ( <i>Fig. 1134</i> ) . . . . .	1	17	6

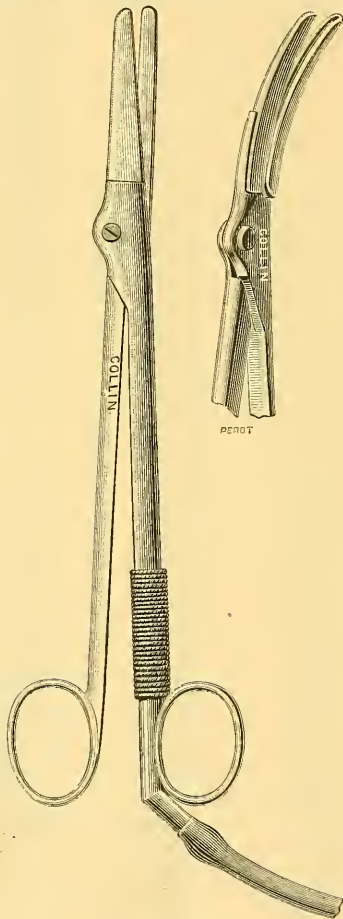


FIG. 1135.



FIG. 1136.

Scissors, curved or straight (*Fig. 1135*) . . . . . each 2 17 6

Clamps for Pedicle,—

Elder's "endless wire" for Hysterectomy ( <i>Fig. 1137</i> )	each	1	12	0
Guarded Pins for use with same, 4 and 5 inch, per pair		0	6	0
Hutchinson's . . . . .	each	1	0	0

Ovariotomy, etc., Instruments, *continued.*

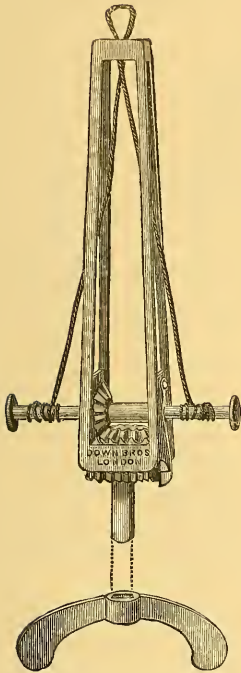


FIG. 1137.



FIG. 1138.

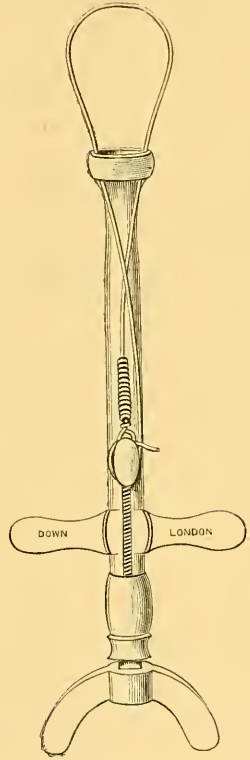


FIG. 1139.

Clamps for Pedicle, *continued.*—

	£	s.	d.
Koeberlé's Serré-Nœud ( <i>Fig.</i> 1139) . . . . . each	1	1	0
Guarded Pins for use with same ( <i>Fig.</i> 1138) 4 and 5 inch			
per pair	0	6	0
Nippers for cutting the wire . . . . . each	0	5	6
Lawson Tait's Improved Circular, with spare wire „	1	12	0
Ditto Rope Ecraseur, or temporary clamp, for Hysterectomy . . . . . each	1	15	0

Ovariectomy, etc., Instruments, *continued.*

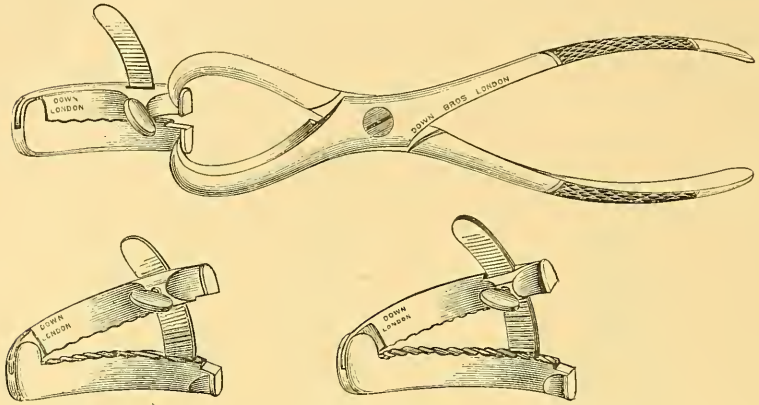


FIG. 1140.

Clamps for Pedicle, *continued.*—

	£	s.	d.
Spencer Wells', consisting of Forceps and 3 Clamps (Fig. 1140) . . . . .	2	5	0
Ditto Original . . . . .	1	5	0
<i>Nickel plated, 2s. each extra.</i>			

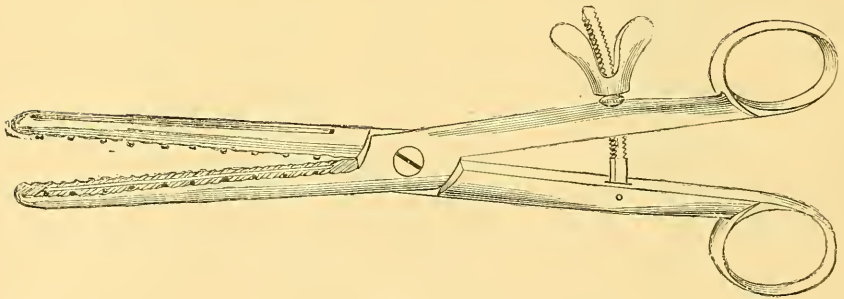


FIG. 1141.

Clamp Forceps, for Omentum,—

Spencer Wells' (Fig. 1141) . . . . .	each, small, 12s. ; large	1	2	0
<i>Nickel plated, 1s. each extra.</i>				

Compressorium Forceps, for Pedicle,—

Spencer Wells', curved (Fig. 1142) . . . . .	each	0	10	0
Ditto, rectangular . . . . .	"	0	12	0
Ditto, straight . . . . .	"	0	9	0
<i>Nickel plated, 1s. each extra.</i>				

Ovariectomy, etc., Instruments, *continued.*

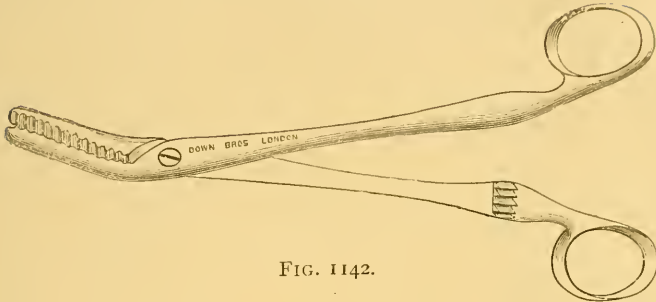


FIG. 1142.

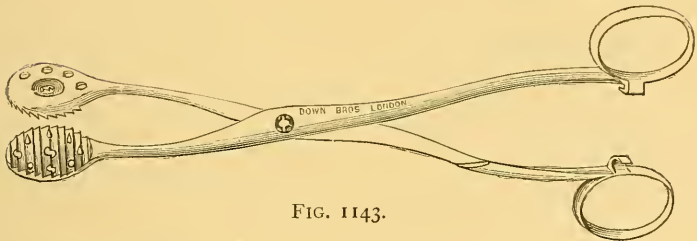


FIG. 1143.

Cyst Forceps, Nélaton's (1143) . . . . . each  $\begin{matrix} \text{£} & \text{s.} & \text{d.} \\ 0 & 13 & 0 \end{matrix}$

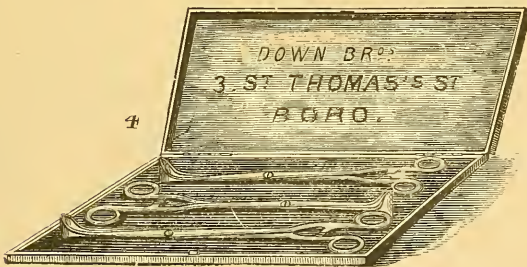


FIG. 1144.

Sydney Jones's (Fig. 1144) . . . . . each 0 15 0  
 Ditto, the set complete in case. . . . . 2 15 6  
*Nickel plated, 1s. each extra.*

Ovariotomy, etc., Instruments, *continued.* £ s. d.Directors, Key's (*Fig. 91, page 22*) . . . each 0 4 0

FIG. 1145.

Drainage Tubes, Keith's, glass (*Fig. 1145*). per doz. 0 9 0Square Sheets of pure India Rubber, to use with same  
each 0 3 0Ecraseurs (*see pages 254-256*).

Forceps,—

Long spring, serrated ends . each, 4s. 6d. ; with catch  
(*Fig. 236, page 59*) . . . . . 0 5 6Ditto, ditto, tenaculum points . each, 4s. 6d. ; with  
catch (*Fig. 237, page 59*) . . . . . 0 5 6Ditto, ditto, with double tenaculum points (*Fig. 238,*  
*page 59*) . . . . . each 0 6 6

Masslowski's . . . . . " 0 15 0

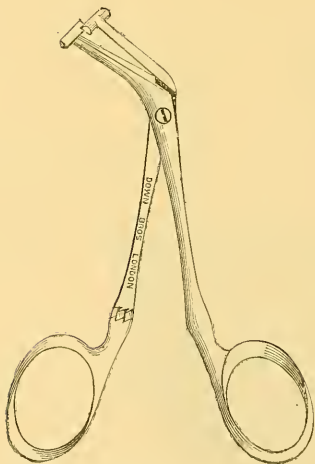
Vulsellum (*see pages 258-261*).

FIG. 1146.

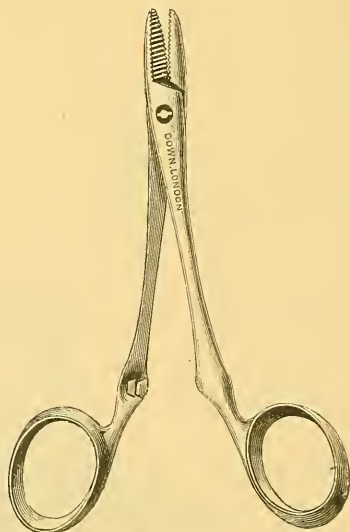


FIG. 1147.

Hæmostatic Forceps,—

Elder's Forceps (*Fig. 1146*) . . . . . each 0 8 6Lawson Tait's take-off joints (*Fig. 1147*) . . . . . " 0 5 6

Ditto, with screw joints . . . . . " 0 5 0

Ovariotomy, etc., Instruments, *continued.*

FIG. 1148.

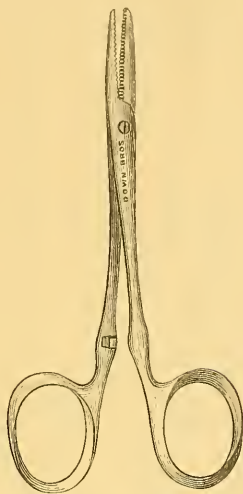


FIG. 1149.

**Hæmostatic Forceps, *continued.***—

		£	s.	d.
Spencer Wells' Original ( <i>Fig. 1148</i> )	. . . . . each	0	4	6
Ditto, improved ( <i>Fig. 1149</i> )	. . . . . "	0	4	6
Ditto, 6 inch . . . . .	. . . . . "	0	6	6
Ditto, angular or curved on flat	. . . . . "	0	5	6

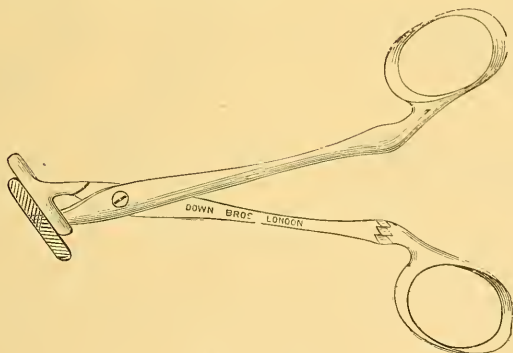


FIG. 1150.

Thornton's "T" shape (*Fig. 1150*), 2 sizes, each, 6s. 6d.  
and 0 8 6

*All the above are Nickel plated.*

Ovariotomy, etc., Instruments, *continued.*

	£	s.	d.
Lancet, broad, for making incision before inserting Ascites tube . . . . . each	0	2	0



FIG. 1151.

Needles, Spencer Wells' ( <i>Fig. 62, page 13</i> ) . . . per doz.	0	2	6
With handles for Abdominal Sutures . . . . . each	0	5	0
Ditto, blunt-ended, in handle, for the Pedicle ( <i>Fig. 1151</i> ) . . . . . each	0	6	0
With handles, for abdominal sutures ( <i>Figs. 98 and 99, page 24</i> ) . . . . . each	0	5	0

Needle-holders (*see pages 275-277*).



FIG. 1152.

Peritoneum Hook, Adams' ( <i>Fig. 1152</i> ) . . . . . each	0	4	0
Silk Twist ( <i>Fig. 33, page 12</i> ) . . . . . per hank	0	0	9
Spencer Wells' Case Books . . . . . per doz.	0	12	0

Sponges (*see page 525*).

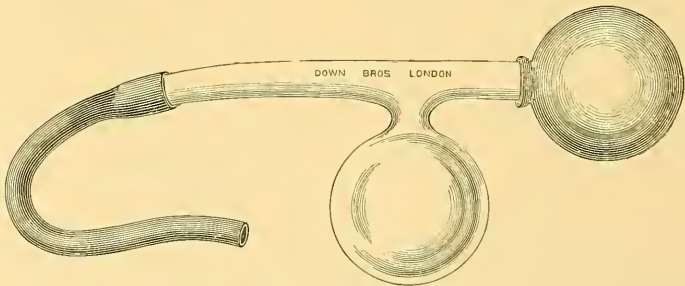


FIG. 1153.

Suction Syringe, Lawson Tait's, with india-rubber Ball ( <i>Fig. 1153</i> ) . . . . . each	0	2	3
--	---	---	---

Trocars,—

Bryant's Trocar, with hooks . . . . . each	2	5	0
Exploring, long fine . . . . . „	0	8	6
Fitch's Trocars, with dome-shaped ends ( <i>Fig. 1154</i> ), three sizes . . . . . each, 21s.; 25s.; and	1	10	0



Ovariectomy, etc., Instruments, *continued.*

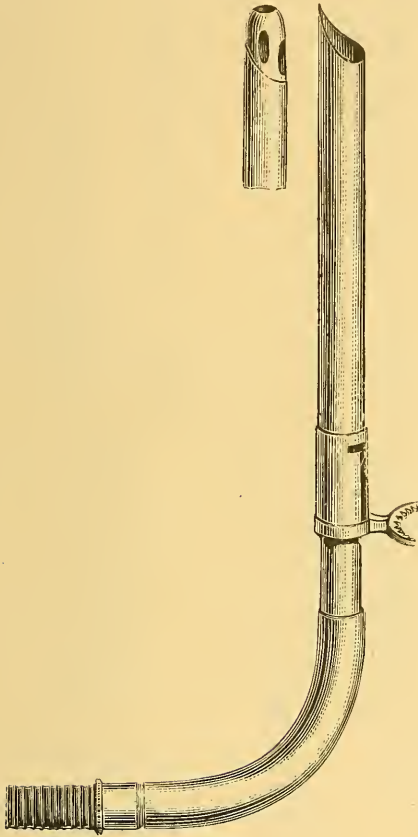


FIG. 1154.

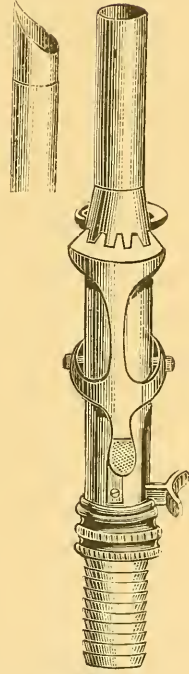


FIG. 1155.

Trocars, *continued.*—

£ s. d

Spencer Wells' Trocars, with hooks for securing the Cyst ( <i>Fig. 1155</i> ) . . . . .	each	1	13	0
Ditto, ditto, improved, with curved end ( <i>Fig. 1156</i> ) . . . . .	each	2	2	0

Ovariotomy, etc., Instruments, *continued.*

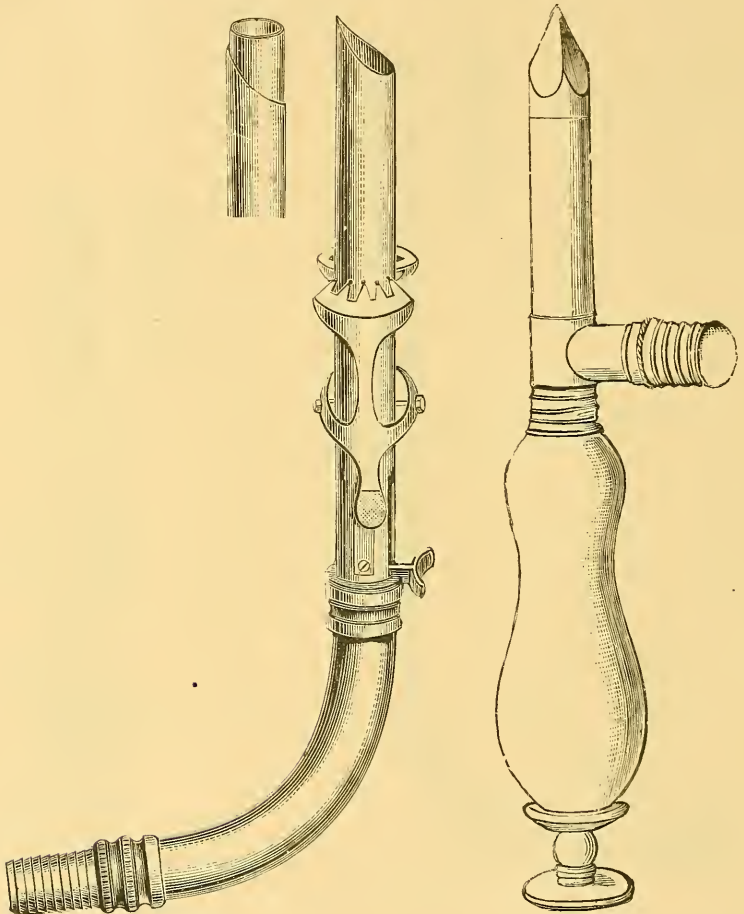


FIG. 1156.

FIG. 1157.

Trocars, *continued.*—

	£	s.	d.
Spencer Wells' Syphon side-branch Trocars ( <i>Fig. 1157</i> ), four sizes each . . . . .	18s.	6d.	
Lawson Tait's . . . . .	2	12	0

RECTUM INSTRUMENTS.




FIG. 1158.



FIG. 1159.



FIG. 1160.



FIG. 1161.

	£	s.	d.
Allingham's Instrument for applying elastic ligature . . . . . each	1	1	0
<b>Bougies,—</b>			
Elastic gum, cylindrical ( <i>Fig. 1158</i> ) . . . . . per doz.	1	0	0
Ditto, soft black, cylindrical . . . . . „	1	12	0
Ditto, ditto, bulbous ( <i>Fig. 1159</i> ) . . . . . „	2	14	0
Ditto, ditto, conical ( <i>Fig. 1160</i> ) . . . . . „	2	5	0
Vulcanite, in nest of 6 ( <i>Fig. 1161</i> ) . . . . . per set	0	7	6

Rectum Instruments, *continued.*

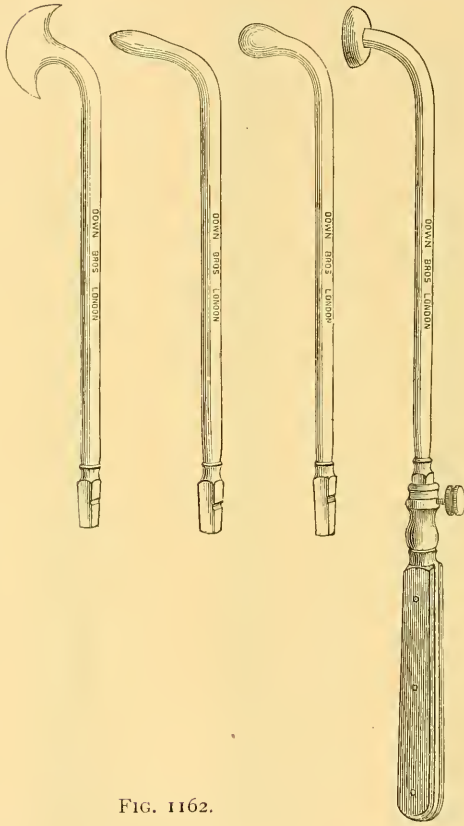


FIG. 1162.



FIG. 1163.

	£	s.	d.
Cautery Irons . . . . .	0	5	6
Corrigan's, with Spirit Lamp, in case . . . . .	0	8	6
Set of 4, to screw into one handle ( <i>Fig.</i> 1162) in case	0	14	6
Smith's, with serrated edges ( <i>Fig.</i> 1163) . . . . .	0	5	6

Rectum Instruments, *continued.*



FIG. 1164.

Cautery Irons, *continued.*—

	£	s.	d.
Telescopic ( <i>Fig.</i> 1164)	0	5	6
Thermo-Cautery, Paquelin's ( <i>see page</i> 305).			

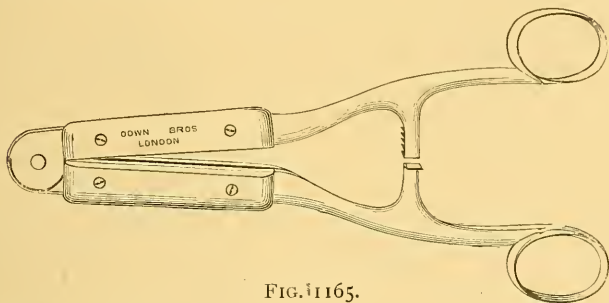


FIG. 1165.

Clamps,—

Allingham's ( <i>Fig.</i> 1165)	0	18	6
---------------------------------	---	----	---

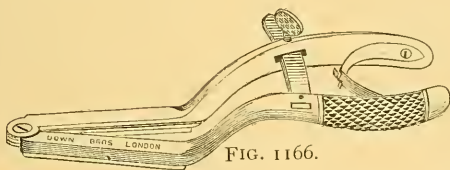


FIG. 1166.

Gowland's ( <i>Fig.</i> 1166)	0	15	6
-------------------------------	---	----	---

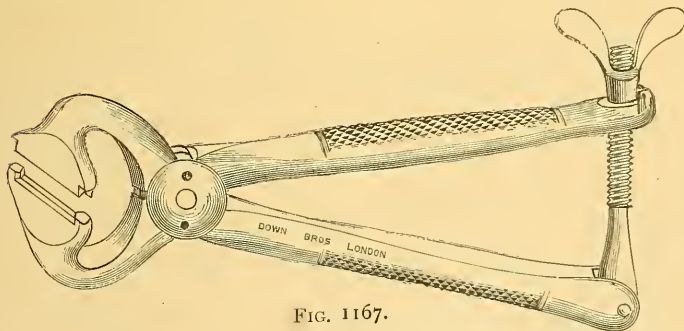


FIG. 1167.

Pollock's, for crushing, vice pattern ( <i>Fig.</i> 1167)	1	10	0
---	---	----	---

Rectum Instruments, *continued.*

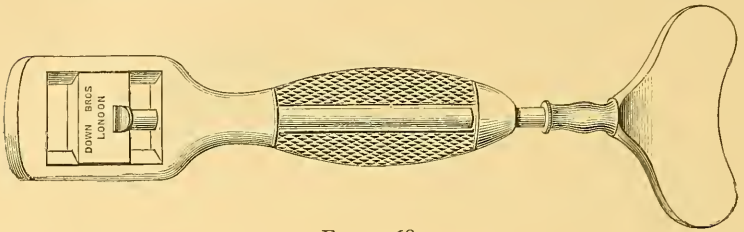


FIG. 1168.

Clamps, *continued,*—

Screw pattern, for Pollock's operation (Allingham's)	£	s.	d.
(Fig. 1168) . . . . .	1	10	0

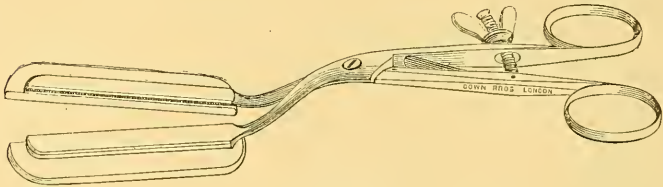


FIG. 1169.

Smith's (Fig. 1169) . . . . .	each	0	17	6
-------------------------------	------	---	----	---

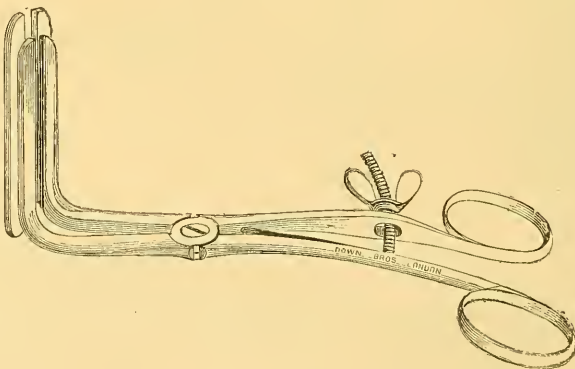


FIG. 1170.

Smith's, with handles at right angle to blades (Fig. 1170) . . . . .	each	1	5	0
Sydney Jones's, parallel (Fig. 1171) . . . . .	"	1	2	6

*All the above are Nickel plated.*

Rectum Instruments, *continued.*

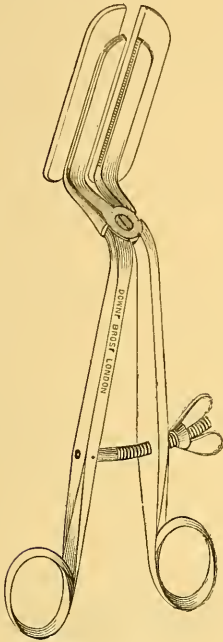


FIG. 1171.

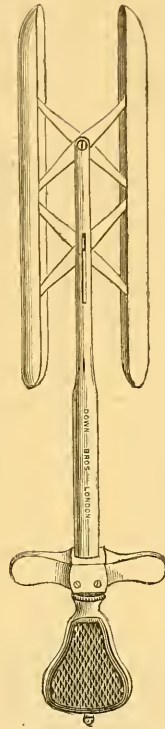


FIG. 1172.

Dilators, Durham's . . . . .	each	£	s.	d.
„ Todd's ( <i>Fig. 1172</i> ) . . . . .	„	2	5	0
		1	18	0



FIG. 1173.

Directors,—				
Allingham's ( <i>Fig. 1173</i> ) . . . . .	each	0	2	6




FIG. 1174.

Brodie's, silver ( <i>Fig. 1174</i> ) . each, 5½-in., 5s. 6d. ; 8-in.	each	0	8	6
„ steel . . . . .	each	0	4	0
Gowlland's . . . . .	„	0	6	6

Y

Rectum Instruments, *continued.*

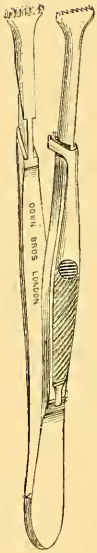


FIG. 1175.

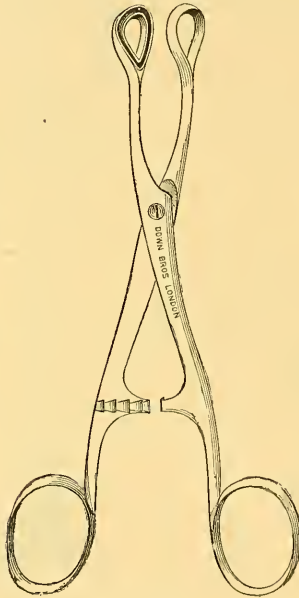


FIG. 1176.

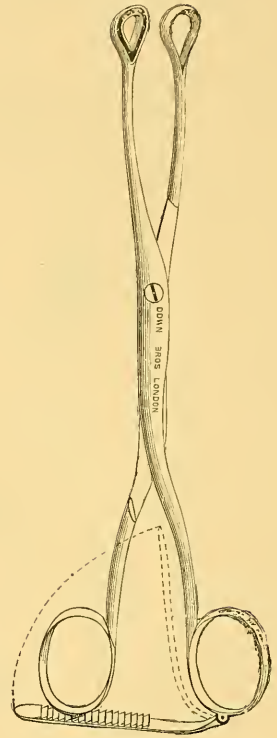


FIG. 1177.

Forceps,—

	£	s.	d.
Bryant's, with side teeth . . . . . each	0	7	6
„ with slide ( <i>Fig. 1175</i> ) . . . . . „	0	13	6
Fenestrated, with rack ( <i>Fig. 1176</i> ) . . . . . „	0	8	6
Ditto, ditto, large size . . . . . „	0	11	6
Ditto, with rack on handle ( <i>Fig. 1177</i> ) . . . . . „	0	13	6
Ditto, with rack on handle, and take-off joint, small jaws . . . . . each	0	13	6

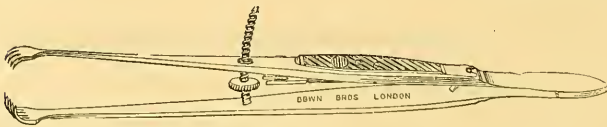


FIG. 1178.

Guy's pattern, spring vulsellum ( <i>Fig. 1178</i> ) . . . . . each	0	13	6
---	---	----	---



Rectum Instruments, *continued.*

Forceps, <i>continued</i> ,—	£	s.	d.
Vulsellums, straight, curved, or curved on flat ( <i>Fig.</i> 329, <i>page</i> 84) . . . . . each	0	5	6
Ditto, curved ( <i>Fig.</i> 330, <i>page</i> 84) . . . . . „	0	5	6
Ditto, cross-action, straight, or with side-teeth ( <i>Fig.</i> 331, <i>page</i> 84) . . . . . each	0	7	6
Ditto, extra strong, with rack, Curling's ( <i>Fig.</i> 959, <i>page</i> 261) . . . . . each	0	11	6
Ditto, hawk's-foot pattern ( <i>Fig.</i> 332, <i>page</i> 84), nickel each	0	8	6
Willcox's, spring . . . . . „	0	6	6
Ditto, with fixing screw . . . . . „	0	12	6
Ditto, with spring catch ( <i>Fig.</i> 148, <i>page</i> 34) . . . . . „	0	12	6
<i>Nickel plated, 1s. extra.</i>			
Hooks, Salmon's, for dragging down Piles . . . . . each	0	7	6
Needles, in handles ( <i>Fig.</i> 100, <i>page</i> 24) . . . . . „	0	2	0
„ curved right and left . . . . . „	0	6	6




FIG. 1179.

Ointment Introducers, Allingham's (*Fig.* 1179), box-wood, 2s. 6d. ; vulcanite . . . . . each 0 5 6




FIG. 1180.

Ditto, ditto, American pattern (*Fig.* 1180), vulcanite  
each 0 4 0

Rectum Instruments, *continued.*



FIG. 1181.



FIG. 1182.

		£	s.	d.
Plugs, Rectum, elastic gum ( <i>Fig. 1181</i> )	. . . . . each	0	2	3
Ivory . . . . .	. . . . . "	0	2	0
Metal . . . . .	. . . . . "	0	1	6
Vulcanite ( <i>Fig. 1182</i> ) . . . . .	. . . . . "	0	2	6
Prolapsus Pads, with bands ( <i>see page 481</i> ).				
Prolapsus Trusses ( <i>see pages 481, 482</i> ).				

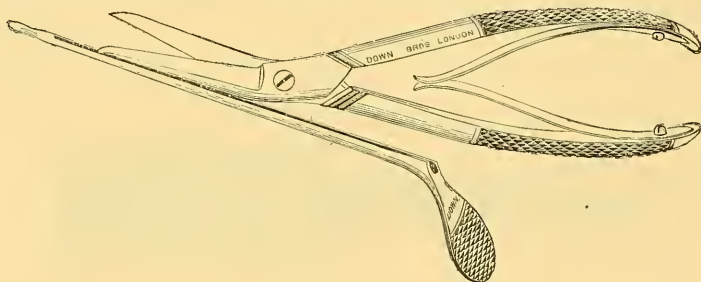


FIG. 1183.

Scissors, Allingham's, with Director ( <i>Fig. 1183</i> )	. each	1	2	6
---	--------	---	---	---



FIG. 1184.

Fergusson's ( <i>Fig. 1184</i> ) . . . . .	each	0	7	6
Richardson's, serrated blades . . . . .	"	0	10	6
Salmon's . . . . .	"	0	15	0
H. Smith's . . . . .	"	0	7	6
Scoops, for removing deposits of fœcal matter ( <i>Fig. 1185</i> ) . . . . .	each	0	5	6
Silk, etc., for tying ( <i>see page 12</i> ).				

Rectum Instruments, *continued.*



FIG. 1185.



FIG. 1186.



FIG. 1187.

Rectum Instruments, <i>continued.</i>		£	s.	d.
Sinus Dilator, Bigelow's ( <i>Fig. 77, page 19</i> ), nickel plated.	each	0	12	6
Suppositories, Medicated, 15-grain, in 3-doz. boxes, per box		0	2	6
<i>(Except those specially marked *.)</i>				
Acetate of Lead, 2 grs.				
* Aloin and Soap, 1 and 5 grs. ( <i>2s. 9d.</i> )				
Ergot of Rye, 2 drops of Oil of Ergot.				
Ext. Belladonna, 2 grs.				
Gamboge, 5 grs.				
Mercurial Ointment, 5 grs. (B.P. 1867).				
Morphia, $\frac{1}{2}$ gr. (B.P. 1867).				
* Morphia, $\frac{1}{4}$ and 1 gr. ( <i>3s.</i> )				
Lead and Opium, 3 and 1 gr. (B.P. 1867).				
Opium, 1 and 2 grs.				
Oxide of Zinc, 8 grs.				
Powd. Gall and Opium, 3 and 1 gr.				
* Santonine, 3 grs. ( <i>3s. 9d.</i> )				
Tannic Acid, 3 grs. (B.P. 1867).				
Suppository Tubes, bone ( <i>Fig. 1186</i> )	per doz.	0	9	0
Glass	( " )	0	15	0
Vulcanite	( " )	1	1	0

### RECTUM SPECULUMS.

Specula,—		£	s.	d.
Allingham's ( <i>Fig. 1187</i> )	each	0	9	6
„ 4-blade (modification of Meadows')	„	2	12	6

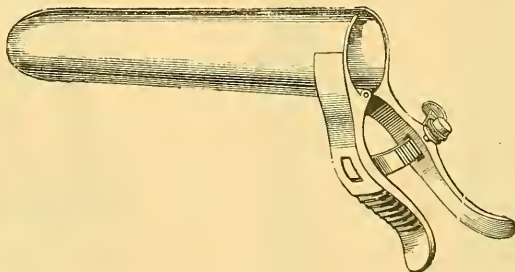


FIG. 1188.

Bivalve, hinged ( <i>Fig. 1188</i> ).	each	0	13	6
---------------------------------------	------	---	----	---

Rectum Speculums, *continued.*

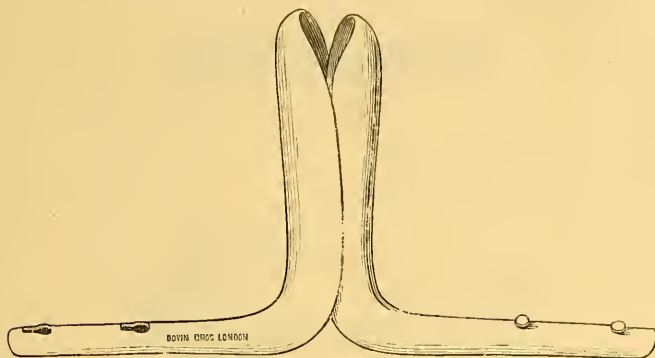


FIG. 1189.

Specula, *continued,*—

Bryant's (*Fig. 1189*) . . . . . each £ s. d.  
 0 17 6



FIG. 1191.



FIG. 1192.

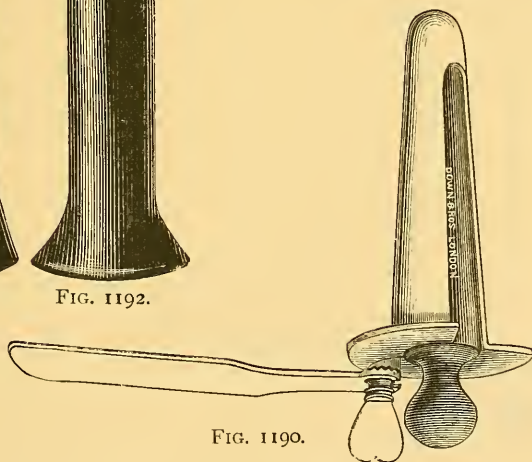


FIG. 1190.

Curling's (*Fig. 1190*) . . . . . each 0 13 6  
 Durham's . . . . . " 1 1 0  
 Fergusson's, glass, with opening at side or at end (*Figs.*  
*1191 and 1192*) . . . . . each 0 3 0

Rectum Speculums, *continued*,



FIG. 1193.

Specula, *continued*,—

Gowland's (*Fig. 1193*), in 3 sizes . . . each £ s. d. 0 9 6

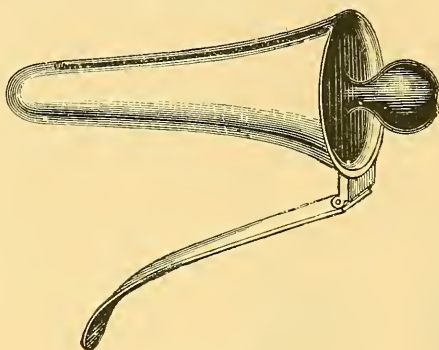


FIG. 1194.

Hilton's (*Fig. 1194*) . . . . . each 0 10 6

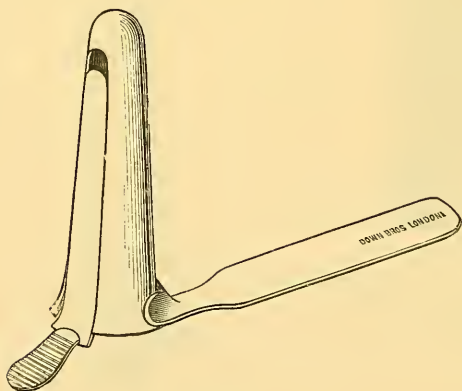


FIG. 1195.

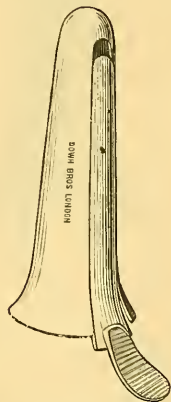


FIG. 1196.

Hilton's, with sliding blade (*Fig. 1195*) . . . each 0 17 6

Ditto, modified by Mr. Bryant (*Fig. 1196*) . . . ,, 0 15 6

Lane's, three-bladed . . . . . ,, 2 2 0

Rectum Speculums, *continued.*

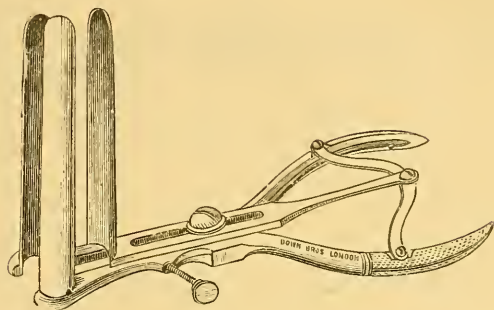


FIG. 1197.

Specula, *continued.*—

Mathieu's, three-bladed (*Fig. 1197*) . . . each £ s. d.

1 10 0

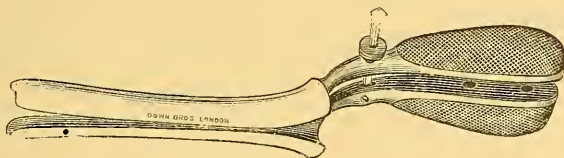


FIG. 1198.

Ricord's (*Fig. 1198*) . . . . . each 0 11 0  
 Reeves' (*Fig. 1051, page 285*) . . . . . ,, 1 12 6

**COLOTOMY, ENTERECTOMY, AND GASTROSTOMY  
INSTRUMENTS AND APPLIANCES.**

	<i>£</i>	<i>s.</i>	<i>d.</i>
Colotomy Plug and Belt, Bryant's . . . . . each	0	17	6
Colotomy Plug, as used by Mr. Jacobson . . . . . „	0	4	6
Colotomy "Urinals" . . . . . „	0	18	6
Dupuytren's Enterotome . . . . . „	1	1	0
Feeding Tube, with shield for Gastrostomy . . . . . „	0	2	0
„ Syringe, brass, with stopcock, for use with same . . . . . each	0	16	6
Jacobson's Colotomy Pins . . . . . „	0	1	6
Lund's Insufflator . . . . . „	1	2	6
Makins' Forceps, for Resection of Bowel, nickel plated, 3 sizes . . . . . each	0	7	6
Treve's Colectomy Clamps, nickel plated . . . . . per set	1	10	0

**ENEMAS, INJECTION SYRINGES, RECTAL AND  
VAGINAL DOUCHES.**

<b>Brass Enemas,—</b>	<i>£</i>	<i>s.</i>	<i>d.</i>
Double-action, with continuous stream, silk tube . each	0	18	6
Ditto, ditto, with metal telescopic tube . . . . . „	0	18	6
Single-action, with mohair tube and metal pipe . . . . . „	0	9	6
Ditto, best, with silk tube and metal pipe . . . . . „	0	14	0
Ditto, ditto, with O'Beirn's 18-in. rectum pipe . . . . . „	0	14	0
Ditto, ditto, ditto, with addition of bone pipe and elastic gum vagina pipe . . . . . each	0	18	6
Ditto, with metal "Bracket" tube . . . . . „	0	15	0
Ditto, with metal telescopic tube . . . . . „	0	15	0
Ditto, ditto, portable, for dressing case or travelling bag . . . . . each	0	12	6



Enemas, Injection Syringes, etc., *continued.*

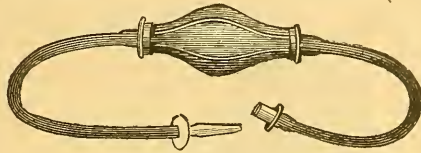


FIG. 1199.

Higginson's Enemas,—

	£	s.	d.
(Fig. 1199) With vaginal pipe and shield, in slide cedar boxes . . . . . per doz.	1	16	0
Ditto, ditto, with extra long tube, Gervis'. . . . . „	2	2	0

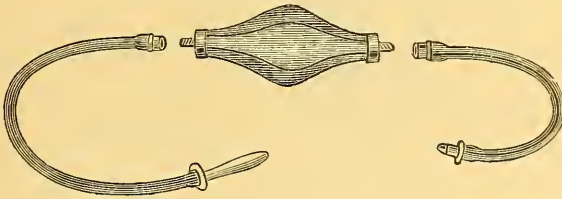


FIG. 1200.

(Fig. 1200) Ditto, with screw mounts and extra elastic rectum pipe for children . . . . . per doz.	2	5	0
Seamless Syphon (Fig. 1201), in white rubber, with vaginal pipe and shield, in cedar boxes per doz.	1	16	0
Ditto, ditto, superior, black enamelled, in cloth boxes . . . . . per doz.	3	0	0
<i>Any of the above fitted with Double Channel Vaginal Pipe, each, extra, 4s. 6d.</i>			

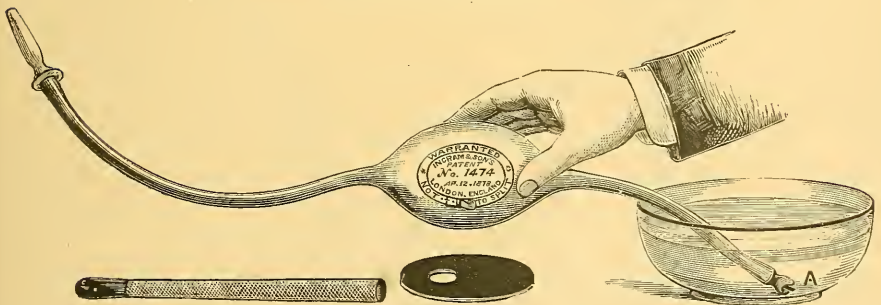


FIG. 1201.

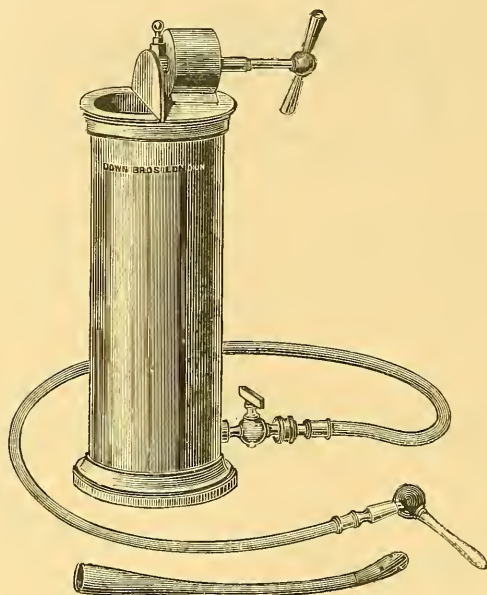
Enemas, Injection Syringes, etc., *continued.*

FIG. 1202.

Irrigators, Dr. Eguisier's (*Fig. 1202*), in mahogany £ s. d.  
 boxes, No. 1,  $\frac{1}{2}$ -pint, 18s.; No. 2, 1-pint, 20s.;  
 No. 3,  $1\frac{1}{2}$  pint . . . . . 1 5 0




FIG. 1203.

Kennedy's Enemas (*Fig. 1203*) . . . . . each 0 11 6  
 Best . . . . . ( " ) . . . . . " 0 16 6

Enemas, Injection Syringes, etc., *continued.*

FIG. 1204.

	£	s.	a.
Reservoir Enemas, best brass bronzed . . . each	1	4	0
Double-action, ditto ( <i>Fig.</i> 1204) . . . . . „	1	7	0
Glass Syringes, Male or Female, $\frac{1}{4}$ -oz., 2s.; $\frac{1}{2}$ -oz., 2s. 6d.; $\frac{3}{4}$ -oz., 3s. 9d.; 1-oz., 4s.; 1 $\frac{1}{2}$ -oz., 6s.; 2-oz., 7s. 6d.; 3-oz., 18s.; 4-oz. . . . per doz.	1	4	0
Glass Syringes with Vulcanite Mounts and fine glass points, $\frac{1}{4}$ -oz., 6s.; $\frac{1}{2}$ -oz., 8s.; $\frac{3}{4}$ -oz. per doz.	0	10	0
Ditto, ditto, ditto, in wood cases per doz., 8s., 10s.	0	13	0
Glass Syringes with Screw Vulcanite Mounts and points,—			
Bulb points, $\frac{1}{4}$ -oz. . . . . per doz.	0	12	6
Conical points, $\frac{1}{4}$ -oz. . . . . „	0	12	6
India-rubber Injection Syringes, with bone pipes ( <i>Fig.</i> 1205), 1-oz., 17s. 6d.; 2-oz., 20s.; 3-oz., 23s.; 4-oz., 27s.; 6-oz., 30s.; 8-oz., 34s. 6d.; 10-oz., 37s. 6d.; 12-oz., 49s. 6d.; 14-oz., 57s.; 16-oz. per doz.	3	3	0
Ditto, with elastic pipes ( <i>Fig.</i> 1206), 1-oz., 20s.; 2-oz., 22s. 6d.; 3-oz., 25s. 6d.; 4-oz., 29s. 5d.; 6-oz., 32s. 6d.; 8-oz., 37s.; 10-oz., 40s.; 12-oz., 52s.; 14-oz., 59s. 6d.; 16-oz. . . . . per doz.	3	6	0

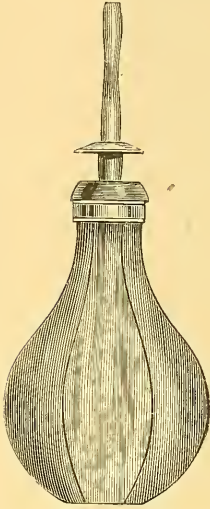
Enemas, Injection Syringes, etc., *continued.*

FIG. 1205.

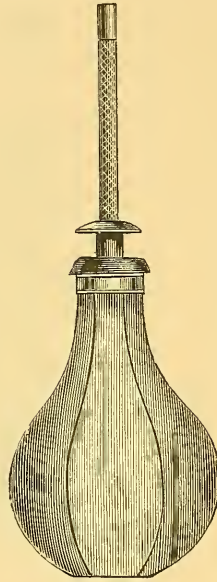


FIG. 1206.

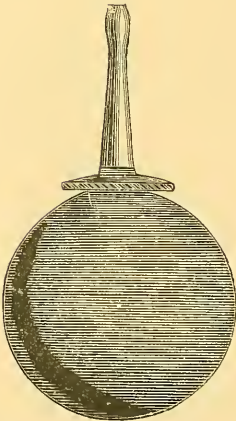


FIG. 1207.

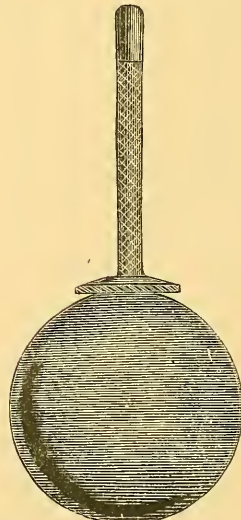


FIG. 1208.

Enemas, Injection Syringes, etc., *continued.*

	£	s.	d.
India-rubber Ball Syringes, with bone pipes for children ( <i>Fig. 1207</i> ), 1-oz., 14s. ; 1½-oz., 15s. ; 2-oz., 17s. ; 3-oz. . . . . per doz.	1	1	0
Ditto, with elastic pipes, for children ( <i>Fig. 1208</i> ), 1-oz., 17s. ; 1½-oz., 18s. ; 2-oz., 20s. ; 3-oz., per doz.	1	4	0




FIG. 1209.




FIG. 1210.

India-rubber Vaginal Syringes, with elastic pipes ( <i>Fig. 1209</i> ), 2-oz., 29s. ; 3-oz., 32s. ; 4-oz., 36s. ; 6-oz., 39s. ; 8-oz., 43s. 6d. ; 10-oz., 46s. 6d. ; 12-oz., 58s. 6d. ; 14-oz., 66s. ; 16-oz. . . . . per doz.	3	10	0
India-rubber Ball Vaginal Syringes, with elastic pipes ( <i>Fig. 1210</i> ), 2-oz., 22s. ; 3-oz. . . . . per doz.	1	5	0

Enemas, Injection Syringes, etc., *continued.*

Oidtman's Glycerine Injection Syringes,—		£	s.	d.
Celluloid, with glass barrels	2 dram, per doz.	2	2	0
Pewter ( <i>Fig. 1211</i> )	per doz., 1 dram, 9s. ; 2 dram,	0	10	0
Ditto, with glass barrel	" " 10s. ; "	0	12	0
Vulcanite ( <i>Fig. 1212</i> )	2 dram, per doz.	1	4	0
Ditto, with glass barrel	" " "	0	18	0

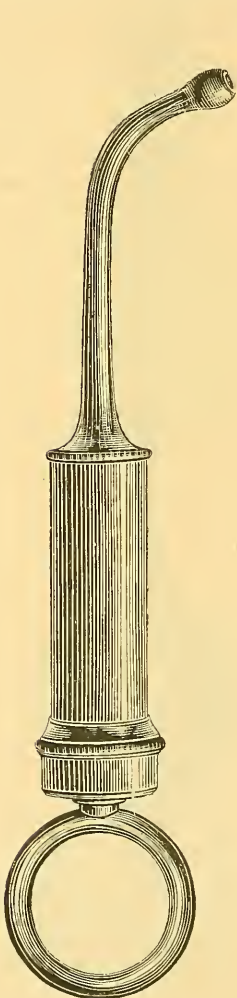


FIG. 1211.




FIG. 1212.

Enemas, Injection Syringes, etc., *continued.*




FIG. 1213.

Urethra Syringes,—

Balmanno Squire's ( <i>Fig. 1213</i> )	per doz.	£	s.	d.
		0	18	0

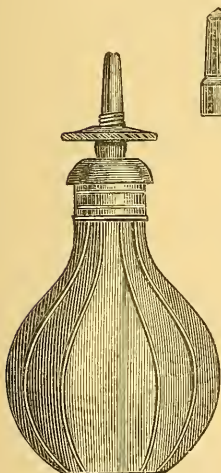


FIG. 1214.




FIG. 1215.



FIG. 1216.

India-rubber Syringes, with bone pipes, capped ( <i>Fig. 1214</i> ), 1 oz., 17s. 6d.; 2-oz.	per doz.	1	0	0
India-rubber Ball Syringes, $\frac{1}{2}$ oz., with 1-inch elastic pipes ( <i>Fig. 1215</i> ).	per doz.	0	11	6
Ditto, ditto, ditto, in boxwood cases	„	0	17	6
Ditto, ditto, Durham's, $\frac{1}{2}$ oz., with reversible stream ( <i>Fig. 1216</i> ).	per doz.	1	1	0
Ditto, ditto, ditto, in boxwood cases	„	1	10	0

Enemas, Injection Syringes, etc., *continued.*

FIG. 1217.

Urethra Syringes, *continued.*—

£ s. a.

India-rubber Ball Syringes, Golding-Bird's, $\frac{1}{2}$ oz., with 6-inch perforated elastic pipes ( <i>Fig. 1217</i> ), per doz.	1	1	0
Ditto, ditto, ditto, in boxwood cases . . . . .	1	13	0
Ditto, ditto, with reversible vulcanite pipes, per doz., $\frac{1}{2}$ oz., 15s. ; 1 oz.	0	18	0



FIG. 1218.

Teevan's glass, with 6-in. elastic pipe, reversible stream ( <i>Fig. 1218</i> ). . . . . per doz.	1	16	0
--	---	----	---

## Rectum and Vaginal Douches,—

Gowlland's, for rectum and vagina . . . . . each	0	19	0
India-rubber Reservoir, with elastic vaginal tube and stopcock . . . . . each	1	0	0
Ditto, with vulcanite ditto, ditto . . . . . „	1	0	0
Ditto, with vulcanite ditto, double channel . . . „	1	5	6
Japanned Tin Reservoir, with 8 feet stout India-rubber tube and vulcanite rectum and vagina pipes and improved stopcocks ( <i>Fig. 1219</i> ), 2-pint, 12s. 6d. ; 3-pint, 13s. 6d. ; 2-quart, 14s. 6d. ; 3-quart	0	15	6



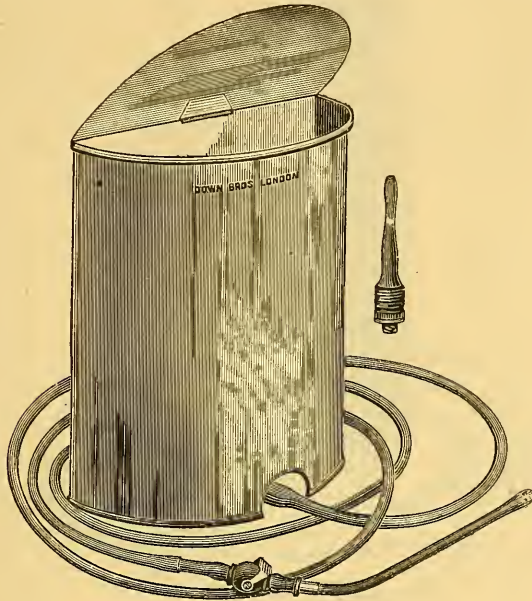
Enemas, Injection Syringes, etc., *continued.*

FIG. 1219.

Rectum and Vaginal Douches, *continued.*—

	£	s.	d.
Japanned Tin Reservoir, with vulcanite vagina pipe and plain stopcock (as Fig. 1220), 2-pint, 10s. 6d. ; 3-pint, 11s. 6d. ; 2-quart, 12s. 6d. ; 3-quart . each	0	13	6
Ditto, ditto, with glass vagina pipe and plain stopcock or spring clip, 2-pint, 9s. 6d. ; 3-pint, 10s. 6d. ; 2-quart, 11s. 6d. ; 3-quart . . . . . each	0	12	6
Scanzoni's, with elastic vagina tube and lead-sinker. ,,	0	6	0
Ditto, ditto, and stopcock, ditto . . . . . ,,	0	10	6
Bath Speculums to dilate the vagina when using the Douche, etc. . . . . each	0	2	0

## Rectum and Vagina Tubes,—

## RECTUM,—

Bone, to fit into enema bottles . . . per doz.	0	4	0
Elastic gum, ditto . . . . . ,,	0	7	6
Ditto, curved, to plug over bone pipes . . . ,,	0	7	6
Ditto, O'Beirn's, 8-in., 10-in. and 20-in., 18s. ; 24-in. per doz.	1	4	0
Ditto, to plug over bone pipes, per doz., 3-in., 4s. ; 6-in., 5s. ; 24-in. . . . .	2	5	0

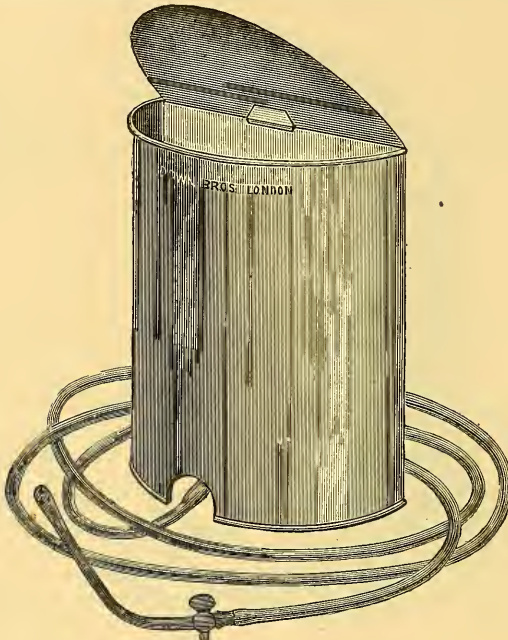
Enemas, Injection Syringes, etc., *continued.*

FIG. 1220.

Rectum and Vagina Tubes, *continued.*—

£ s. d.

RECTUM, *continued.*—

Glass, bulb or conical pointed, to fit to India-rubber tube or Higginson's Syringe . . . per doz.	0	4	6
India-rubber, to fit over any conical pipe . . . „	0	18	0

## VAGINA,—

Elastic gum to fit into Enema Bottles . . . „	0	12	0
Ditto, to plug over bone pipes . . . „	0	5	3
Ditto, ditto, curved . . . „	0	9	0
Glass, to fit to india-rubber tube or Higginson's Syringe . . . per doz.	0	6	0
Ditto, "Sigmoid," as used at the Rotunda Hospital, Dublin, to fit ditto . . . per doz.	0	10	0
Vulcanite, with stopcock to fit ditto . . . „	1	4	0

## TOOTH INSTRUMENTS.

- No. 1 Set**, the "Guy's" case, consisting of 6 pairs extra light patterns Tomes' Tooth Forceps (*Figs. 1233 to 1238 inc.*), 2 Moon's Elevators (*Figs. 1221 and 1222*), 2 double Searchers, and Kiessler's Mirror (*Fig. 1249*) . . . in pouch  $\text{£ } 3 \text{ } 8 \text{ } 6$   
*Nickel plated, 7s. extra.*
- No. 2 Set**, consisting of Druitt's selection of 7 pairs Tomes' Tooth Forceps (*Figs. 1226 to 1232*), in pouch  $2 \text{ } 5 \text{ } 0$   
*Nickel plated, 5s. 3d. extra.*
- No. 3 Set**, consisting of 10 pairs Tomes' Tooth Forceps in pouch  $3 \text{ } 3 \text{ } 6$   
*Nickel plated, 7s. 6d. extra.*
- No. 4 Set**, consisting of 12 pairs Tomes' Tooth Forceps in pouch  $3 \text{ } 16 \text{ } 0$   
*Nickel plated, 9s. extra.*
- No. 5 Set**, consisting of 15 pairs Tomes' Tooth Forceps, in pouch  $4 \text{ } 15 \text{ } 6$   
*Nickel plated, 11s. 3d. extra.*
- No. 6 Set**, consisting of 15 pairs Tomes' Tooth Forceps, 3 Thompson's Elevators, Mouth Mirror, Gum Lancet, 2 double Searchers, and pair of Stopping Forceps for Cotton Wool . . . in pouch  $6 \text{ } 3 \text{ } 0$   
*Nickel plated, 15s. 6d. extra.*



FIG. 1221.



FIG. 1222.

Tooth Instruments, *continued.*

Elevators,—	£	s.	d.
Clendon's, straight, and curved right and left, ebony handles . . . . . each	0	4	6
Ditto, swivel . . . . . „	0	10	0
Guy's, straight . . . . . „	0	4	6
Moon's ( <i>Figs. 1221 and 1222</i> ) . . . . . „	0	4	6
Saunders', straight, and curved right and left . . . . . „	0	2	6

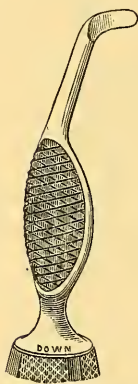


FIG. 1223.



FIG. 1224.



FIG. 1225.

Thomson's ( <i>Figs. 1223 to 1225</i> ) . . . . . each	0	4	6
Ditto, ditto, ivory handles . . . . . „	0	7	6

*Nickel plated, 9d. each extra.*

<b>Excavators, octagon handles</b> . . . . . per doz.	0	10	0
Double . . . . . each, 1s. 3d.; nickel plated	0	1	6

**Forceps,—**

American patterns . . . . . each	0	7	6
Clendon's . . . . . „	0	4	8
„ with plain joints . . . . . „	0	4	0
Common single joint . . . . . „	0	2	6
Druitt's selection of 7 pairs of 'Tomes' ( <i>Figs. 1226 to 1232 inc.</i> ) . . . . . each	0	5	6
Tomes' . . . . . „	0	5	6

Tooth Instruments, *continued.*



FIG. 1226.  
Upper Molars, Right.

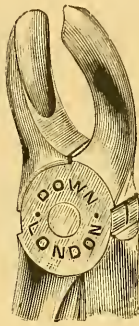


FIG. 1227.  
Upper Molars, Left.

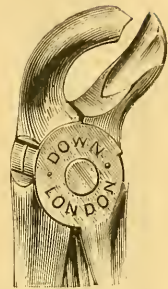


FIG. 1228.  
Lower Molars.

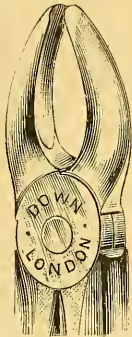


FIG. 1229.  
Incisors and Canines.

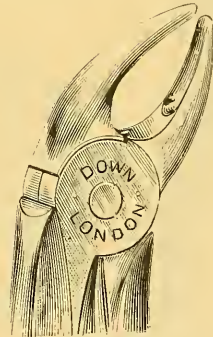


FIG. 1230.  
Lower Incisors and Canines.



FIG. 1231.  
Upper Stumps.

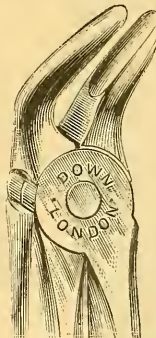


FIG. 1232.  
Lower Stumps.

Tooth Instruments, *continued.*

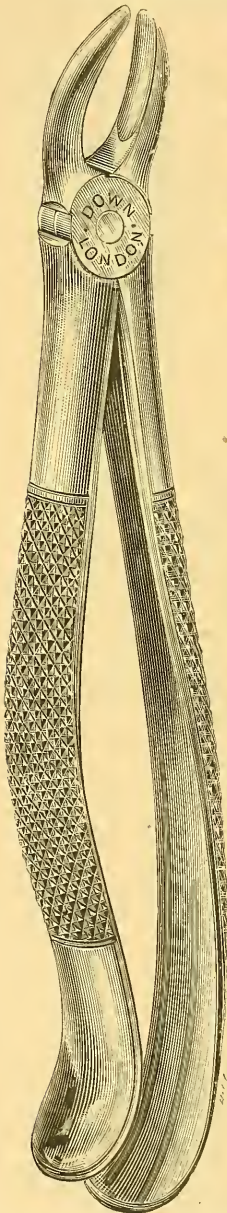


FIG. 1233. Upper Stumps.



FIG. 1234.  
Upper Molars,  
Right.



FIG. 1235.  
Upper Molars,  
Left.

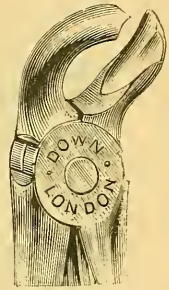


FIG. 1236.  
Lower Molars.

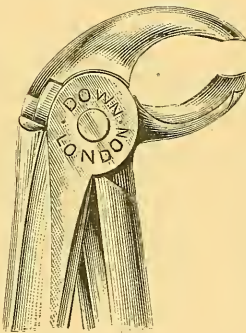


FIG. 1237.  
Lower Molars.

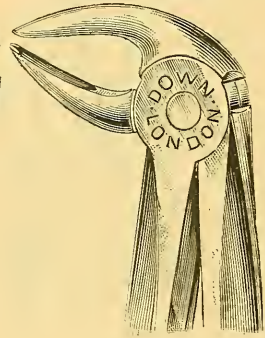


FIG. 1238.  
Lower Stumps.

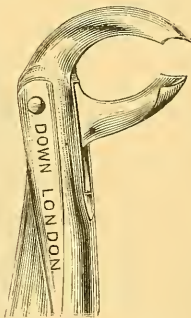


FIG. 1239.  
Lower Molars.

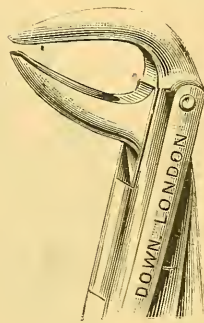


FIG. 1240.  
Lower Stumps.

Tooth Instruments, *continued.*

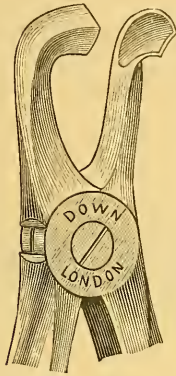


FIG. 1241.  
Lower Back Molar.

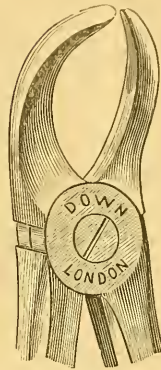


FIG. 1242.  
Lower Molar Stumps.

Forceps, *continued,*—

Tomes' improved pattern, lower back molar (*Fig. 1241*)

£ s. d.

each 0 7 6

Ditto, ditto, lower molar stumps (*Fig. 1242*).

„ 0 7 6

Ditto, special "Guy's" patterns, extra light (*Figs. 1233 to 1238 inc.*)

each 0 6 6

Special patterns, "cut through joints," hawk's-bill (*Figs. 1239 and 1240*).

each 0 7 6

*Nickel plated, 9d. each extra.*

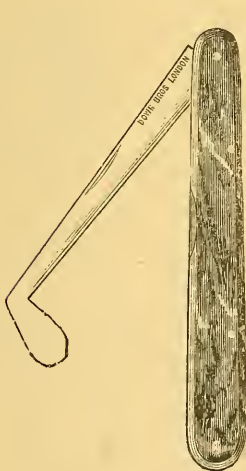


FIG. 1243.

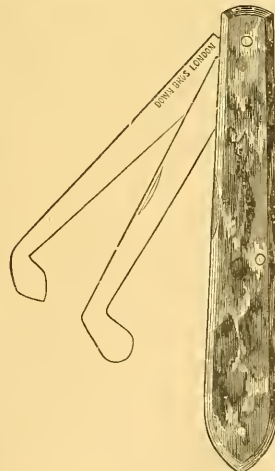


FIG. 1244.

Tooth Instruments, *continued.*

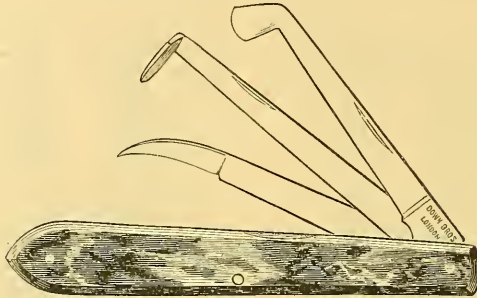


FIG. 1245.

Gum Lancets,—

	£	s.	d.
Skeleton handles, each, 1-blade, 2s. 6d.; 2-blade, 3s. 9d.; 3-blade . . . . .	0	6	0
Spring back, each, 1-blade ( <i>Fig. 1243</i> ), 3s. 6d.; 2-blade ( <i>Fig. 1244</i> ), 6s. 6d.; 3-blade ( <i>Fig. 1245</i> ) . . . . .	0	9	6
Lock back, 1-blade . . . . . each	0	4	6

Keys,—

Fox's, with ebony handles . . . . .	0	6	9
„ with spring bolt . . . . .	0	9	0
Revolving fulcrum . . . . .	0	7	6
Revolving plate on fulcrum . . . . .	0	9	0
Set of 2, with spring bolt and spring ivory handle. „	1	4	0

*Nickel plated, 1s. each extra.*

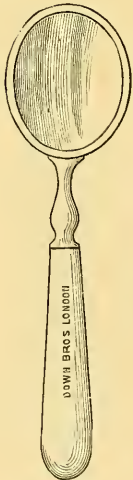


FIG. 1246.



FIG. 1247.

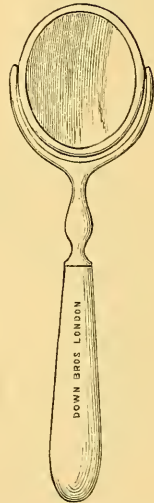



FIG. 1248.



Tooth Instruments, *continued.*

	£	s.	d.
<b>Mouth Mirrors,—</b>			
Ivory handle ( <i>Fig.</i> 1246) . . . . . each	0	4	0
Ditto, with ball and socket motion ( <i>Fig.</i> 1247) . . . . . „	0	4	6
Ditto, swing ( <i>Fig.</i> 1248) . . . . . „	0	5	6
			
FIG. 1249.			
Ditto, "Kiessler's" ( <i>Fig.</i> 1249) . . . . . each	0	11	6
<b>Pouches, Leather, with strap and buckle, for Tooth Instruments:</b> each, 8-hole, 6s. 8d.; 10-hole, 8s. 4d.; 12-hole, 10s.; 14-hole, 11s. 8d.; 16-hole, 13s. 4d.; 18-hole . . . . .	0	15	0
<b>Searchers, double</b> . . . . . each, 1s. 3d.; nickel plated	0	1	6
<b>Scalers,—</b>			
Bell's, in ivory handles . . . . . each	0	3	0
„ set of 8 . . . . . per set	1	8	0
Set of 6, fitting one handle, "portable" . . . . . „	0	12	6
Steel octagon handles . . . . . per doz.	0	12	0
<b>Silk, Dentist's Floss</b> . . . . . per reel	0	0	9
Dentist's Twist . . . . . per hank	0	0	9
<b>Stoppers,—</b>			
Set of 6, fitting one handle, "portable" . . . . . per set	0	12	6
Steel octagon handles . . . . . per doz.	0	12	0
<b>Stopping,—</b>			
Amalgam . . . . . per oz.	0	10	6
Gold Leaf . . . . . per doz.	0	16	0
Gutta-percha, in stick . . . . . per box	0	1	6
Platinum Leaf . . . . . per doz.	0	13	6
<b>Stopping Forceps,—</b>			
Ballard's . . . . . each	0	4	6
Riche's . . . . . „	0	7	6
<i>Nickel plated, 1s. extra.</i>			
<b>Syringes, vulcanite, with 2 pipes</b> . . . . . „	0	4	0
Ditto, india-rubber, with silver pipes . . . . . „	0	3	6

ASPIRATORS, TROCARS, AND SUBCUTANEOUS SYRINGES.

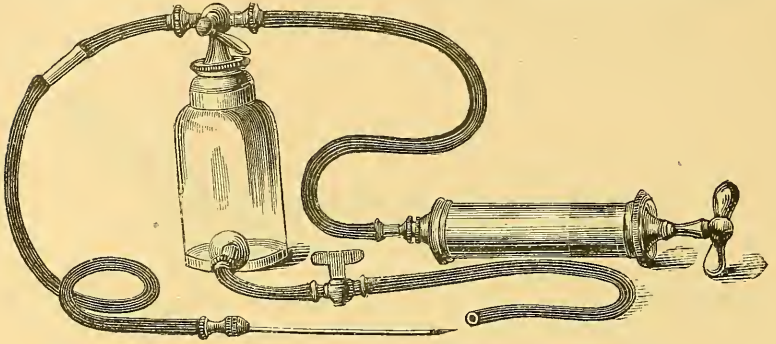


FIG. 1250.

Aspirators,—

Bottle, gilt fittings, with set of 3 needles and 2 trocars and Canulas (as Fig. 1250) . . . . .

£ s. d.

in case 4 10 0

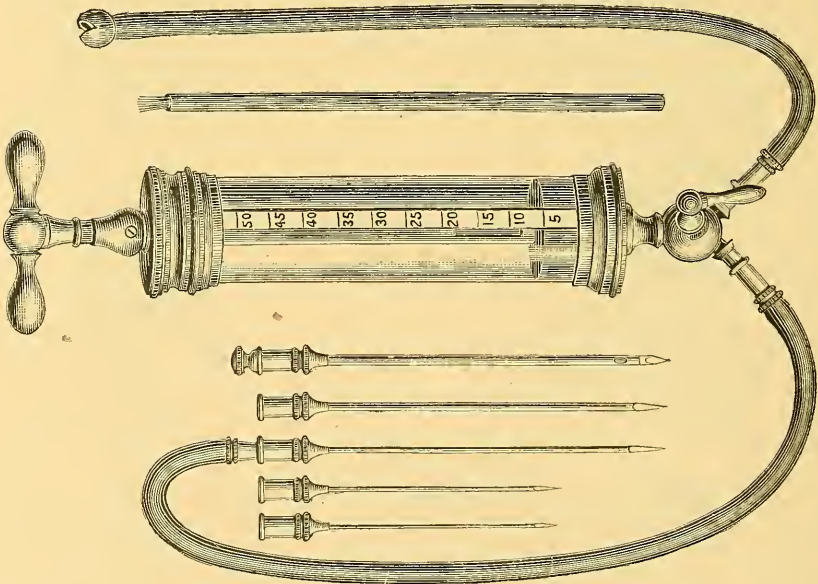


FIG. 1251.

Dieulafoy's, with set of 4 needles, and 3 trocars and canulas (as Fig. 1251) . . . . .

in case 2 16 0

Aspirators, Trocars, etc., *continued.*

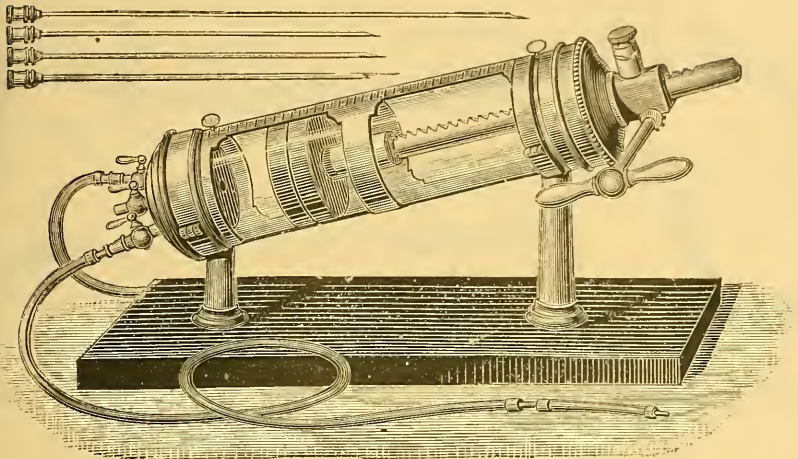


FIG. 1252.

Aspirators, *continued*,—

£ s. d.

Dieulafoy's, hospital pattern, rack piston (*Fig.* 1252),  
with trocar and canula, and set of 4 needles, in case 6 16 6

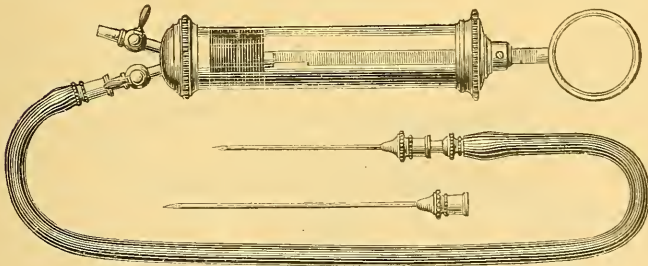


FIG. 1253.

Miniature, for facial abscesses and exploring (*Fig.* 1253)

in case 1 5 0

Potain's (*Fig.* 1254), with doubleway cock, 1 needle,  
and 3 canulas, with trocars and blunt pilots

in case 2 18 0

Aspirators, Trocars, etc., *continued.*

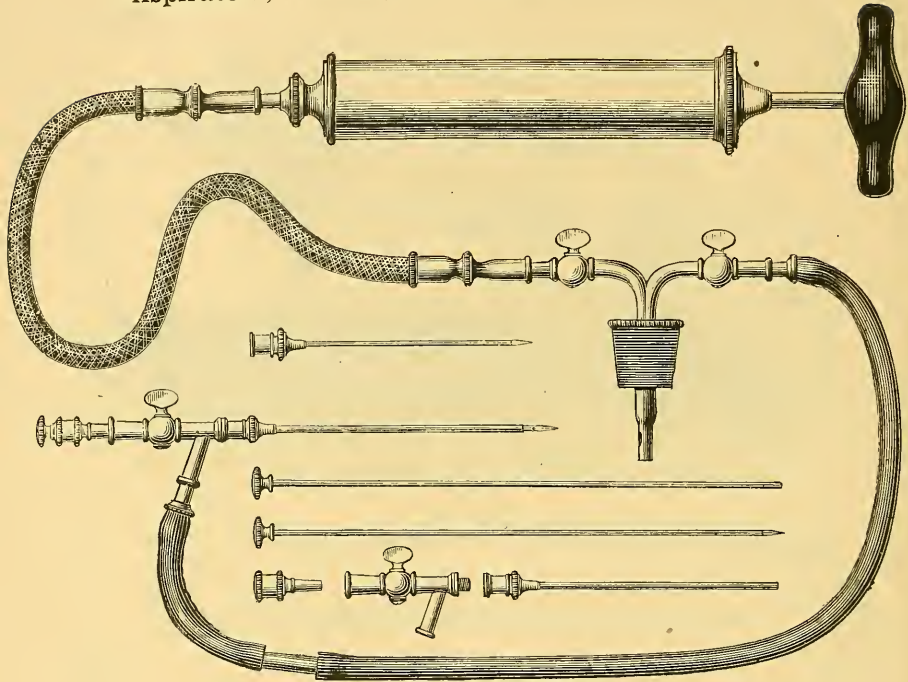


FIG. 1254.

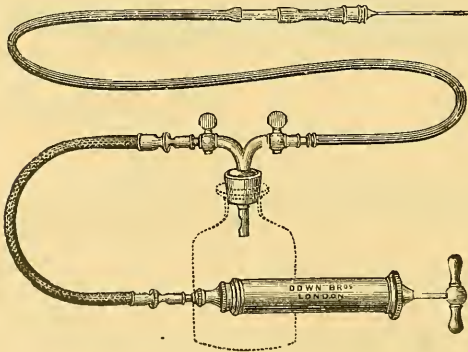


FIG. 1255.

Aspirators, *continued*,—

Wood's (*Fig. 1255*), with 2 needles . . .

	£	s.	d.
in case	1	10	0

**Aspirators, Trocars, etc., *continued.***

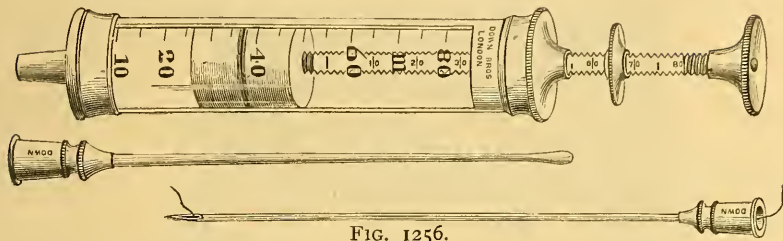


FIG. 1256.

**Exploring Syringes (as Fig. 1256).**

	£	s.	d.
60-Minim, with 1 steel exploring needle, and 1 fine silver pipe for injecting sinuses . . . . . in case	0	18	6
80-Minim, with 2 steel exploring needles and 1 fine silver pipe for injecting sinuses . . . . . in case	1	2	6

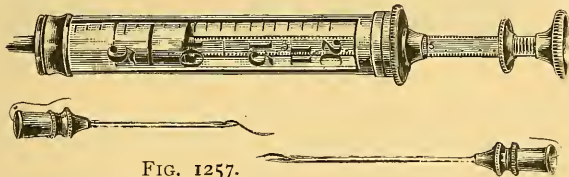


FIG. 1257.

**Subcutaneous Syringes (Fig. 1257),—**

10-Minim, with side bars to prevent the mounts coming off, and 2 fine needles . . . . . in case	0	7	6
15-Minim, ditto, ditto . . . . . ,,	0	8	0
20-Minim, ditto, ditto . . . . . ,,	0	8	6
Ditto, ditto, and 1 metal-capped bottle . . . . . ,,	0	10	6
Ditto, ditto, and 2 ditto . . . . . ,,	0	12	6

*If fitted with Exploring Needle, 2s. 6d. each extra.*

20-Minim, "G. P.," as advertised (Fig. 1258), designed expressly for use with Huggett's permanent solutions. The necks of the bottles are large enough to admit the syringe and allow of the solution being used to the last drop; the bottles are flat-bottomed and stand of themselves; 2 fine needles included with each case.			
With one cut-glass bottle, 12s.; with two ditto, 14s.; with four ditto, 18s.; with six ditto, £1 2s.; with eight ditto, £1 6s.; with twelve ditto . . . . . each	1	14	0

*-If fitted with Exploring Needle, 2s. 6d. extra.*

40-Minim, for ether, etc. (as Fig. 1256), with side bars and 2 fine needles . . . . . in case	0	12	6
Ditto, ditto, ditto, and 3 2-dram cut-glass bottles ,,	0	18	6

Aspirators, Trocars, etc., *continued.*

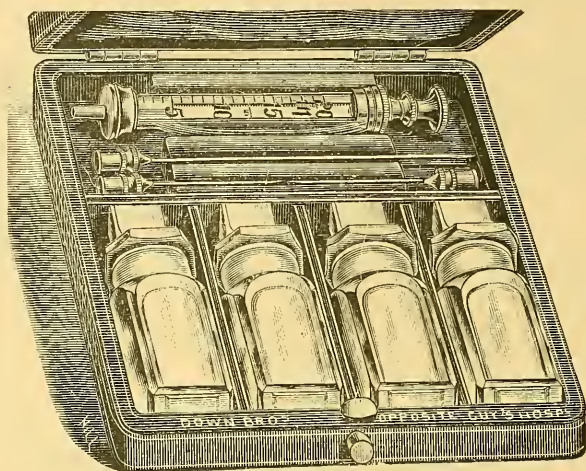


FIG. 1258.

Subcutaneous Syringes, *continued*,— £ s. d.  
 40-Minim, for ether, etc., and 4 2-dram cut-glass bottles I I 0  
 in case  
*If fitted with Exploring Needle, 2s. 6d. each extra.*

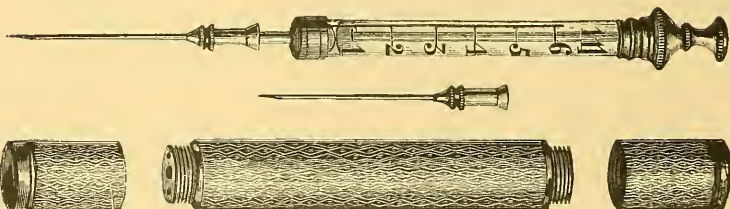


FIG. 1259.

6-Minim, with side bars, in engine-turned metal case for pocket ( <i>Fig. 1259</i> ) . . . . . each	0 12 6
Ditto, ditto, with space for discs . . . . . „	0 13 6
8-Minim, "Army Regulation," silver-mounted and plated case . . . . . each	0 10 6
Ditto, ditto, and silver case . . . . . „	0 15 6

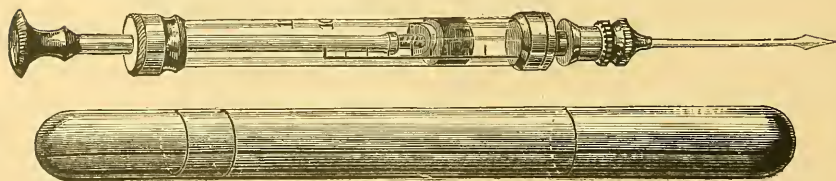


FIG. 1260.

**Aspirators, Trocars, etc., continued.**

**Subcutaneous Syringes, continued,—**

Sansom's, 10-minim, in metal case (*Fig. 1260*) . each £ s. d.  
 0 19 6

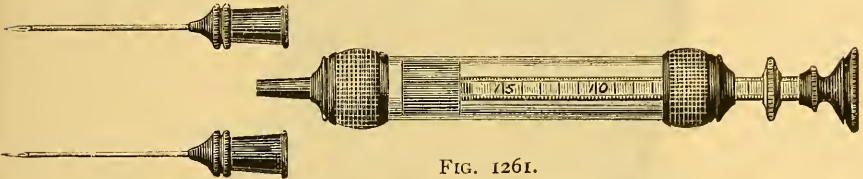


FIG. 1261.

Vulcanite, 20-minim (*Fig. 1261*), with 2 needles

in case 0 2 6

Hypodermic Discs, Savory & Moore's . per pkt. 0 2 6

Hypodermic Solutions, "Huggett's Permanent,"—

PRICES, IN STOPPERED BOTTLES, ARE AS FOLLOWS:—

	¼ oz.	½ oz.	1 oz.		¼ oz.	½ oz.	1 oz.
Acetic Acid . . .	1/-	1/6	2/6	Duboisine . . . .	2/-	4/-	7/-
Aconitine . . . .	2/-	4/-	7/-	Ergotine . . . . .	1/-	1/6	2/6
Aloine . . . . .	1/3	2/-	3/6	Eserine . . . . .	3/-	5/6	10/-
Ammonia . . . . .	1/-	1/6	2/6	Ether . . . . .	1/3	2/-	3/6
Amyl Nit . . . . .	1/3	2/-	3/6	Hyoscyamine . . .	4/-	7/6	14/-
Antipyrin . . . .	1/3	2/-	3/6	Iodine . . . . .	1/3	2/-	3/6
Apomorphia . . .	1/6	2/6	5/-	Morphine . . . . .	1/-	1/6	2/6
Atropine . . . . .	1/3	2/-	3/6	Morphine & Atropine	1/3	2/-	3/6
Caffeine . . . . .	1/3	2/-	3/6	Nitro-Glycerine . .	1/3	2/-	3/6
Chloral . . . . .	1/3	2/-	3/6	Perchlor-Mercury .	1/3	2/-	3/6
Cocaine . . . . .	1/6	2/6	5/-	Pilocarpine . . . .	2/-	4/-	7/-
Codeine . . . . .	3/-	5/6	10/-	Podophyllin . . . .	1/3	2/-	3/6
Colchicine . . . .	1/3	2/-	3/6	Quinine . . . . .	1/6	2/6	5/-
Curara . . . . .	1/6	2/6	5/-	Sparteine . . . . .	2/-	4/-	7/-
Digitaline . . . .	1/6	2/6	5/-	Strychnine . . . .	1/3	2/-	3/6

**Hypodermic Tabloids, Burroughs & Wellcome's**

per tube 0 1 0




FIG. 1262.

**Trocars,—**

No. 1 SET, consisting of 1 each large and small Ascites,  
 and 1 Hydrocele Trocar (*Fig. 1262*).

in case 1 2 0

A A

Aspirators, Trocars, etc., *continued.*




FIG. 1263.

Trocars, *continued.*—

No. 2 SET, consisting of 1 each large and small Ascites,  
1 curved Bladder, and 1 Hydrocele Trocar, with  
Syringe (*Fig. 1263*) . . . . . in case

£ s. d.  
2 0 0

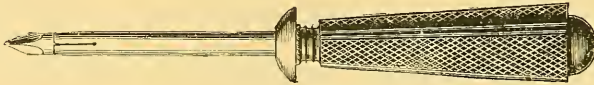


FIG. 1264.

ASCITES,—

In chequered ebony handles (*Fig. 1264*), 2 sizes,  
each, 6s. 6d. and :

In plain ebony handles (*Fig. 1264*), 2 sizes,  
each, 5s. 6d. and

. . . . . 0 7 6  
. . . . . 0 6 6

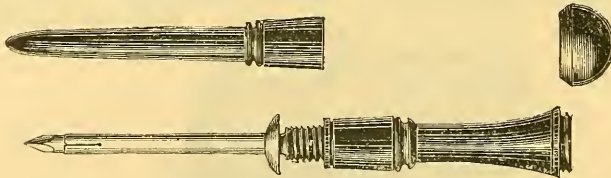


FIG. 1265.

In ebony cases (*Fig. 1265*), 2 sizes, each, 7s. 6d. and  
Mounts, for attaching india-rubber tube . . . each

0 8 6  
0 1 0




FIG. 1266.



Aspirators, Trocars, etc., *continued.*

Trocars, ASCITES, *continued*,—

£ s. d.

In chequered ebony handles, with stopcocks (*Fig.*  
1266) . . . . . each, 17s. 6d. and 1 0 0



Syphon, oval, in 3 sizes (*Fig.* 1267).. . . . each 0 15 6

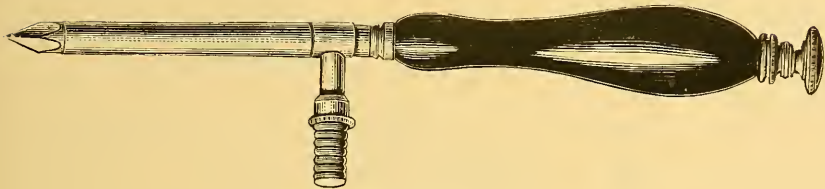


FIG. 1268.

With side branch (*Fig.* 1268), in 2 sizes,  
each, 18s. 6d. and 1 1 0

Ditto and stopcocks, in 2 sizes . . . each 22s. and 1 5 0

*See also SOUTHEY'S TROCARS.*

Tubes, Spencer Wells' (*see page 304*).

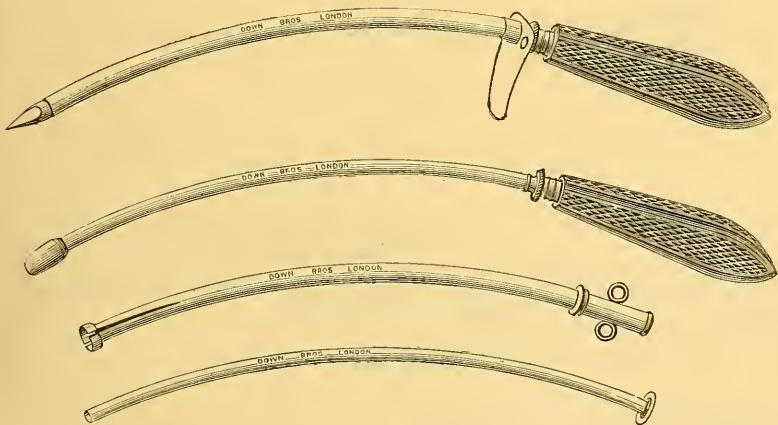


FIG. 1269.

BLADDER,—

Cock's, "Puncture per Rectum" (*Fig.* 1269),  
per set in case 2 6 0

Aspirators, Trocars, etc., *continued.*

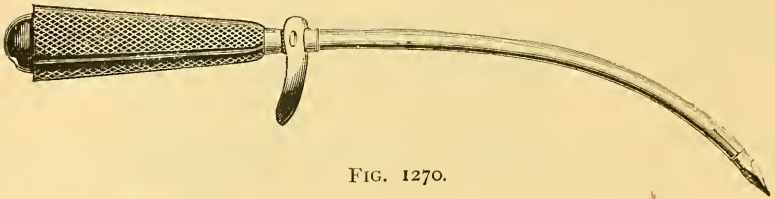


FIG. 1270.

Trochars, BLADDER, *continued*,— £ s. d.  
 Curved ditto (*Fig. 1270*), each, plain ebony, 10s.;  
 chequered . . . . . 0 11 6

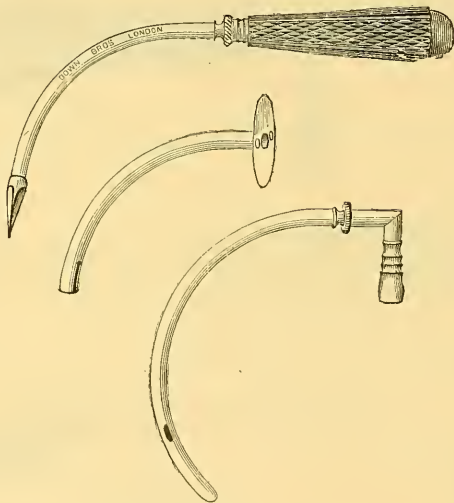


FIG. 1271.

Pearse's, curved "Puncture per Pubes" (*Fig. 1271*),  
 each, 21s.; in case 1 6 6  
 Straight ditto . . . . . each 0 9 0

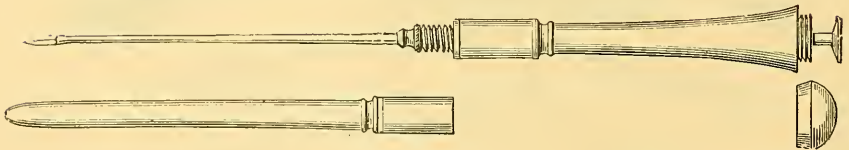


FIG. 1272.

EXPLORING,—  
 In ivory cases (*Fig. 1272*), 4 sizes . . . . . each 0 5 0  
 Side branch . . . . . " 0 12 6  
 Simpson's long, for "paracentesis abdominis" . . . . . " 0 8 6


Aspirators, Trocars, etc., *continued.*

FIG. 1273.

Trocars, *continued.*—

## HYDROCELE,—

	£	s.	d.
In ebony cases ( <i>Fig. 1265</i> ) . . . . .	0	5	6
Ditto, handles . . . plain, 4s. 6d.; chequered	0	5	6
Ditto, with Syringe, in case ( <i>Fig. 1273</i> ). . . . .	0	13	0


OVARIOTOMY (*see pages 314-316*).

FIG. 1274.

## POCKET,—

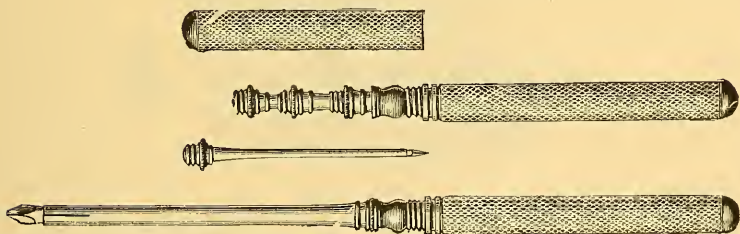
Nests of 4, with ebony handle (*Fig. 1274*), per nest 0 15 6

FIG. 1275.

Ditto, in metal case (*Fig. 1275*) . . . per nest 0 18 6

Aspirators, Trocars, etc., *continued.*

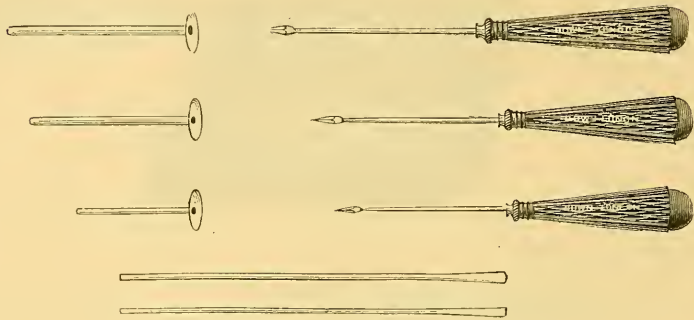


FIG. 1276.

Trocars, *continued*,—

£ s. d.

PARACENTESIS THORACIS,—

Cock's, set of 3, with 2 blunt pilots (*Fig. 1276*), in case 1 2 0

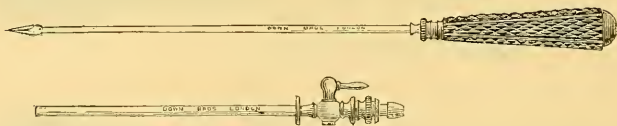


FIG. 1277.

Roberts', with stopcocks (*Fig. 1277*), three sizes, each 0 13 6

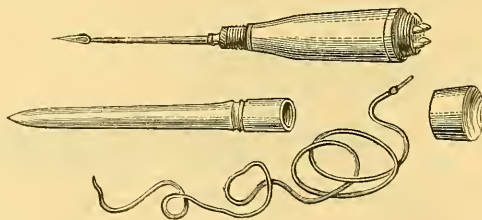


FIG. 1278.

SOUTHEY'S, FOR CAPILLARY DRAINAGE,—

Anasarca (*Fig. 1278*) . . . . . each 0 10 6

Aspirators, Trocars, etc., *continued.*

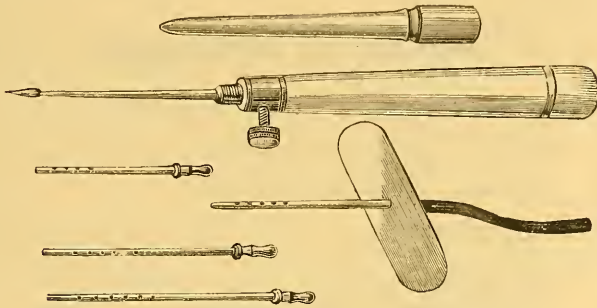


FIG. 1279.

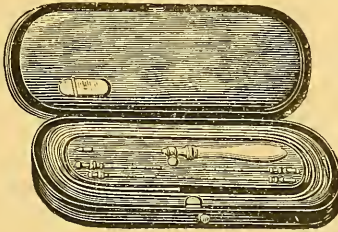


FIG. 1280.

SOUTHEY'S, FOR CAPILLARY DRAINAGE, *continued*,— £ s. d.  
 Ascites (*Fig.* 1279), each, 18s. 6d. ; in morocco case  
 (*Fig.* 1280). . . . . I I 0

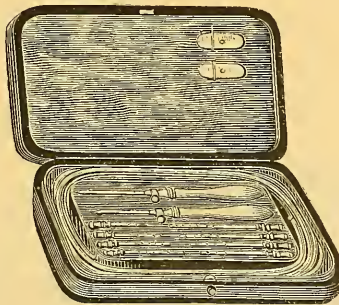


FIG. 1281.

Ascites and Anasarca, set complete in case (*Fig.* 1281) I 12 6

## POST-MORTEM INSTRUMENTS.

£ s. d.

<b>No. 1 Set</b> , containing Saw, Cartilage Knife, Catlin, and Chisel fitting in socket handle, Forceps, Scissors, 3 Scalpels, Chain Hooks, Blowpipe, and Needles ; in brass-bound mahogany case . . . . .	2 0 0
<b>No. 2 Set</b> , containing Saw, Cartilage Knife, Catlin, and Chisel fitting in socket handle, 6 Scalpels, Forceps, Scissors, Chain Hooks, Blowpipe, and Needles ; in mahogany case, each, plain ebony, £2 8s. 6d. ; chequered . . . . .	2 13 6
<b>No. 3 Set</b> , containing Cartilage Knife and Catlin fitting socket handle, Saw, Chisel, Spine Wrench, Hammer, 2 Scalpels, Bowel Scissors, strong Scissors, Spring Forceps, Blowpipe, and Needles ; in brass-bound mahogany case . . . . .	3 9 0
<b>No. 4 Set</b> , containing Saw, Cartilage Knife, and Catlin fitting in socket handle, 2 Chisels, Bowel Scissors, large and small Scissors, Bone Forceps, Hammer, Tripod, 6 Scalpels, Forceps, Chain Hooks, and Needles ; in strong mahogany case . . . . .	4 16 6



FIG. 1282.

Blowpipes (*Fig. 1282*) . . . . . each 9d. and 0 1 0

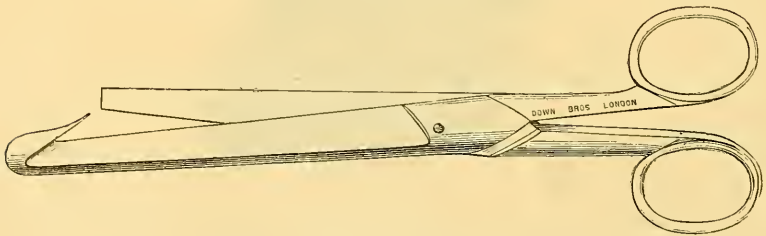


FIG. 1283.

Bowel Scissors (*Fig. 1283*), 2 sizes, each, 6s. 6d. and 0 8 0

Post-Mortem Instruments, *continued.*

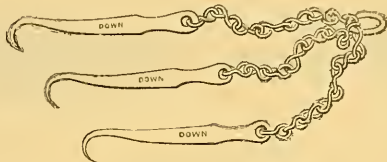


FIG. 1284.

Chain Hooks ( <i>Fig. 1284</i> ) . . . . .	per set	£	s.	d.
		0	1	4



FIG. 1285.

Chisels, with ebony handles ( <i>Fig. 1285</i> ) . . . . .	each	0	4	6
--	------	---	---	---

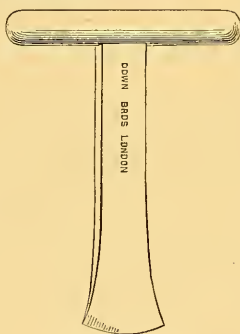


FIG. 1286.

With steel cross handles ( <i>Fig. 1286</i> ), fixed or loose	each	0	3	6
---	------	---	---	---



FIG. 1287.

Rectangular, with steel handles ( <i>Fig. 1287</i> ) . . . . .	each	0	4	0
Forceps, spring, strong ( <i>Fig. 192, page 47</i> ) . . . . .	„	0	2	0

Gloves,—

India-rubber . . . . .	per pair	0	6	0
Ditto, with gauntlets . . . . .	„	0	8	6
Ditto, patent film . . . . .	„	0	6	9

Post-Mortem Instruments, *continued.*

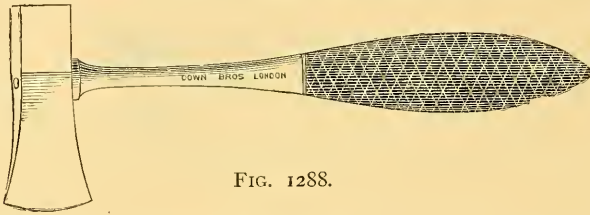


FIG. 1288.

Hammers,—

	£	s.	d.
With plain steel handles ( <i>Fig.</i> 1288) . . . . . each	0	6	6
Ebony handles . . . . . each, plain, 7s. ; chequered	0	8	0

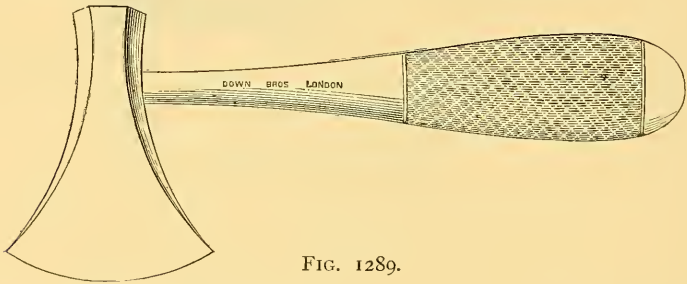


FIG. 1289.

Large, with hatchet ( <i>Fig.</i> 1289) . . . . . each	0	10	0
--	---	----	---




FIG. 1290.

Knives,—

Brain ( <i>Fig.</i> 1290), 6-in. blades, each, plain ebony, 5s. 6d. ; chequered ebony	0	6	6
Ditto ( <i>Fig.</i> 1290), 8½-in. blades, each, plain ebony, 7s. 6d. ; chequered ebony	0	8	6




FIG. 1291.

Cartilage, strong, with tangs through handles ( <i>Fig.</i> 1291), two sizes, 3¼-in. and 3¾-in., blades, 4s. 6d. and .	0	5	6
Ditto, with Catlin, Chisel, and Saw in socket handle, each, plain ebony, 19s. ; chequered	1	0	0



Post-Mortem Instruments, *continued.*




FIG. 1292.

Knives, *continued*,—

	£	s.	d.
Catlins, strong, with tangs through handles . . . each	0	5	6
Single edge ( <i>Fig. 1292</i> ), strong, with tangs through handles, 3 sizes, $3\frac{3}{4}$ -in., $4\frac{1}{4}$ -in., and $4\frac{3}{4}$ -in., blades, each, 4s. 6d., 5s., and	0	5	6

Mallets . . . . . each 0 2 0

Needles (*Fig. 63, page 13*) . . . . . per doz. 0 4 0

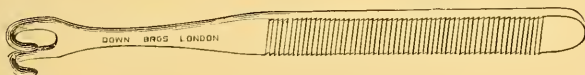


FIG. 1293.

Retractors, with steel handles (*Fig. 1293*) . . . each 0 3 6

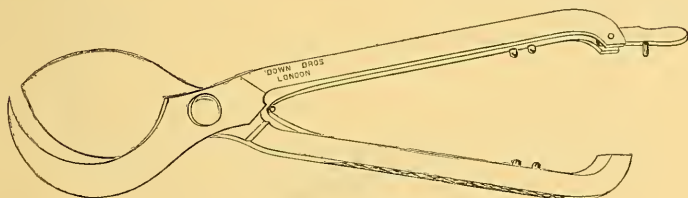


FIG. 1294.

Rib Shears (*Fig. 1294*) . . . . . each, 8s. 6d. and 0 15 9

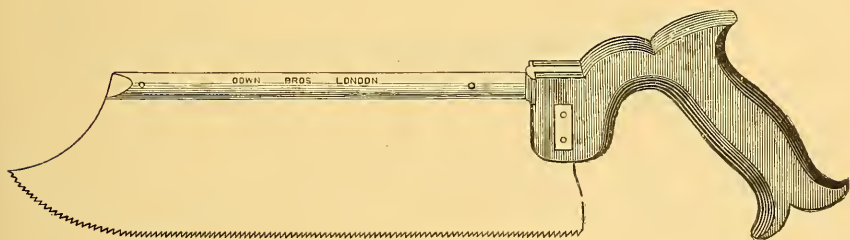


FIG. 1295.

Saws (*Fig. 1295*) . . . . . each 0 10 6

Post-Mortem Instruments, *continued.*

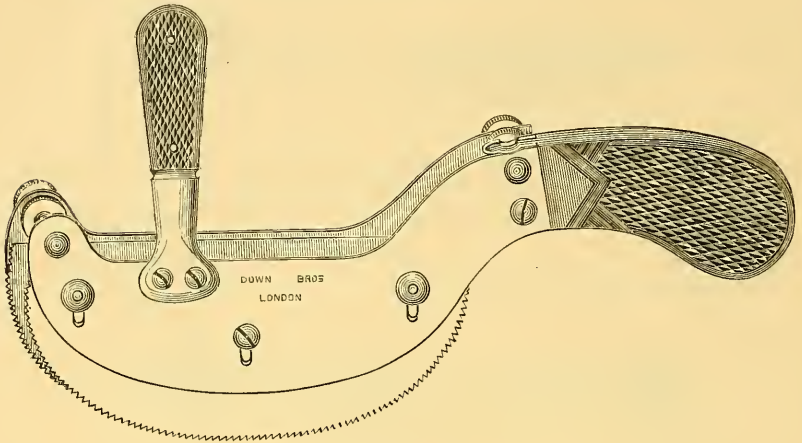


FIG. 1296.

Saws, *continued*,—

	£	s.	d.
Spine, double-bladed ( <i>Fig. 1296</i> ). . . . .	1	17	6
Scalpels ( <i>Fig. 108, page 26</i> ). . . . .	0	16	0

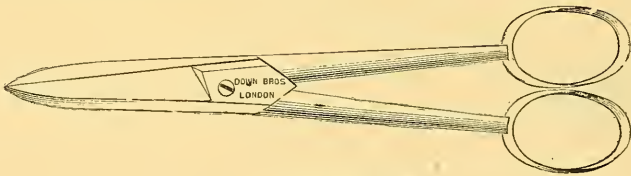


FIG. 1297.  $\frac{1}{2}$  SEVEN

Scissors (*Fig. 1297*), each, 4½-in., 1s. 10d. ; 6¼-in., 3s. ;

	7-in.	0	3	6
Ditto, with one blunt point for fine ducts . . . . .	each	0	3	6

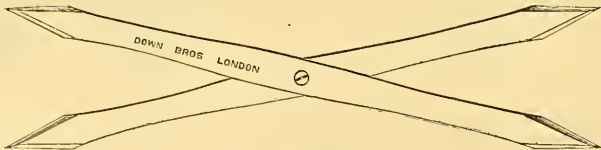


FIG. 1298.

Skull Rests,—

Plain, bipod ( <i>Fig. 1298</i> ) . . . . .	each	0	4	0
---	------	---	---	---

Post-Mortem Instruments, *continued.*

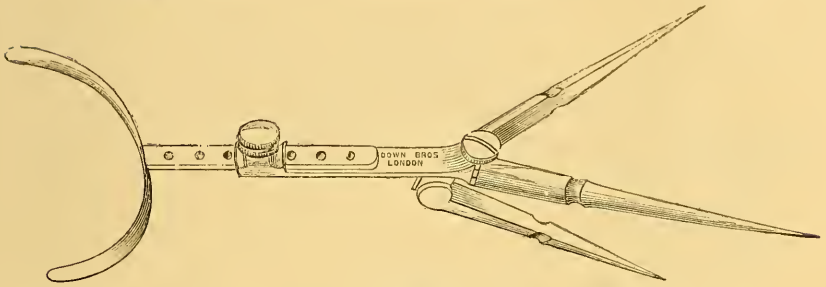


FIG. 1299.

Skull Rests, *continued*,—  
 Tripod (*Fig. 1299*) . . . . .

£ s. d.  
 each 0 15 0

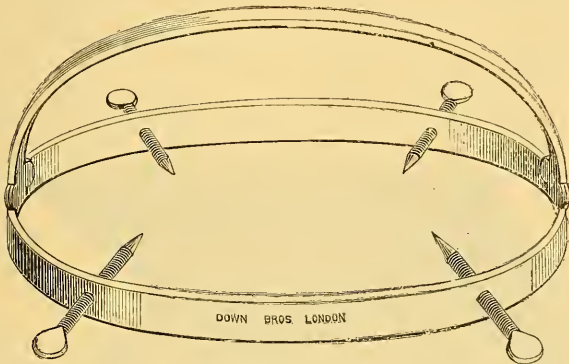


FIG. 1300.

Coronet (*Fig. 1300*) . . . . .

each 1 4 0

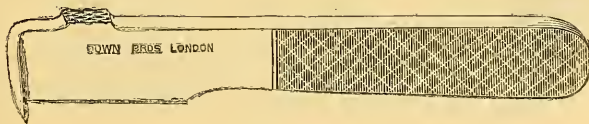


FIG. 1301.

Spine Wrench (*Fig. 1301*). . . . .

each 0 4 6

## OSTEOLOGY.

*The supply of these preparations being limited, we cannot undertake to have on hand all those enumerated.*

Articulated Skeletons,—		£	s.	d.
No. 1, Articulated Skeleton, complete . . . . .	each	5	5	0
No. 2, Ditto, fine . . . . .	„	6	6	0
No. 3, Ditto, very fine . . . . .	„	7	7	0
No. 3A, Ditto, ditto, finest procurable, articulated in superior manner, for lecturing purposes . . . . .	each	9	9	0
No. 4, Ditto, for the use of schools, etc., one side wired, the other side fitted with artificial ligaments, for illustrating dislocations, etc.; on stand, each, from Handsome Mahogany Cabinets to contain either of the above . . . . .	each	15	15	0
Plain Wood Boxes for same . . . . .	„	0	7	6
Dis-Articulated Skeletons,—				
No. 1, Dis-Articulated Skeleton . . . . .	complete in box	3	13	6
No. 2, Ditto, superior quality . . . . .	in mahogany case	5	5	0

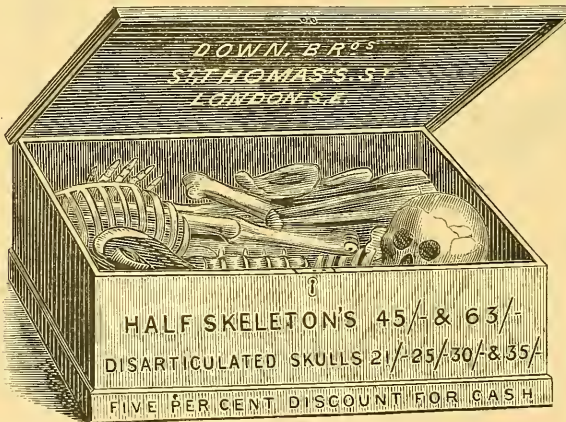


FIG. 1302.

Half Skeletons (*Fig. 1302*),—

No. 1, "Half Skeleton," consisting of skull with horizontal section, the vertebral column, os innominatum, sacrum, sternum, 1 hand, scapula, clavicle, humerus, radius, and ulna, 1 foot, femur, patella, tibia and fibula, and ribs of one side . . . . .	2	5	0
No. 2, Ditto, superior quality . . . . .	3	3	0

**Osteology, continued.**

		£	s.	d.
<b>Articulated Skulls,—</b>				
No. 1, Articulated Skull . . . . .	each	0	15	0
No. 2, Ditto, with horizontal section . . . . .	„	1	1	0
No. 3, Ditto, ditto, and vertical section . . . . .	„	1	5	0
<b>Dis-Articulated Skulls,—</b>				
No. 1, Dis-Articulated Skull . . . . .	in box	1	5	0
No. 2, Ditto, fair specimen . . . . .	„	1	10	0
No. 3, Ditto, fine, ditto . . . . .	„	1	15	0
No. 4, Ditto, finest procurable, ditto . . . . .	„	2	2	0
<b>Feet, strung on catgut . . . . .</b>	each, 6s. 6d. and	0	7	6
<b>Female Pelvis, with natural ligaments and foetal skull</b>	each	2	10	0
<b>Leather Figure, with foetus and placenta for obstetric demonstrations . . . . .</b>	each	4	10	0
<b>Hands, strung on catgut . . . . .</b>	each, 6s. 6d. and	0	7	6
<b>Vertebral Column, strung on catgut . . . . .</b>	each	1	1	0
Ditto, superior . . . . .	„	1	5	0
<b>Dr. Hale White's Drug Cabinet, designed expressly for those preparing for the examination of the con-joint board . . . . .</b>	each	1	2	0

**ANATOMICAL AND DISSECTION INSTRUMENTS.**

<b>No. 1 Set, consisting of 4 Scalpels in ebony handles, pair Scissors, Forceps, Chain Hooks, Needle, and Blowpipe; in mahogany case . . . . .</b>		£	s.	d.
		0	15	0
The same set with ivory handles. . . . .		0	18	0
<b>No. 2 Set, consisting of 6 Scalpels in ebony handles, pair strong Scissors, pair fine Scissors, Forceps, Chain Hooks, Blowpipe, and Needle; in mahogany case . . . . .</b>		0	19	0
The same set with ivory handles. . . . .		1	3	6
<b>No. 3 Set, suggested by Mr. Arbuthnot Lane, consisting of Large Scalpel, Nerve Knife, 3 Lane's Knives, with ebony handles; Hey's Skull Saw, Scissors, Forceps, Chain Hooks, Blowpipe, Needle, Hone and Strop; in mahogany case . . . . .</b>		1	9	6
The same set with ivory handles. . . . .		1	13	6

Anatomical and Dissection Instruments, *continued.*

	£	s.	d.
No. 4 Set, suggested by Mr. Poland, consisting of 4 specially shaped Scalpels, with ebony handles, 2 pairs Scissors, Forceps, Chain Hooks, Blowpipe, 2 Needles and Hone . . . . .		0	19 0
The same set with ivory handles . . . . .		1	2 0
<i>No. 4 Set, fitted with Saw, 2s. 9d. extra.</i>			
<b>Anatomical Syringes,—</b>			
$\frac{1}{2}$ -oz., glass barrel, nickel-plated mounts, with 3 pipes' and stopcock . . . . . in case	1	1	0
$1\frac{1}{2}$ -oz., ditto, ditto, with 3 pipes and stopcocks, each, 21s.; in case	1	5	6
3-oz., ditto, ditto, ditto . . . . . each, 25s.; „	1	10	0
6-oz., brass, with set of 6 pipes and stopcock; in mahogany case . . . . .	2	10	0
Blowpipes ( <i>Fig. 1282, page 360</i> ) . . . . . each, 9d. and	0	1	0
Chain Hooks ( <i>Fig. 1284, page 361</i> ) . . . . . per set	0	1	4
Forceps ( <i>Fig. 192, page 47</i> ) . . . . . each	0	2	0
With fine points . . . . . „	0	3	0
Gloves, india-rubber . . . . . per pair	0	6	0
Needles ( <i>Fig. 63, page 13</i> ) . . . . . per doz.	0	4	0
Scalpels ( <i>Fig. 108, page 26</i> ), ebony handles			
per doz., 16s.; ivory	1	4	0
Scissors ( <i>Fig. 1297, page 364</i> ) each, $4\frac{1}{2}$ -in., 1s. 10d.;			
5-in., 2s.; $5\frac{1}{2}$ -in., 2s. 6d.; $6\frac{1}{4}$ -in. . . . .	0	3	0

## MICROSCOPES AND MICROSCOPIC DISSECTION INSTRUMENTS, ETC.

	£	s.	d.
Bird-Stuffing Instruments . . . . . per set	1	2	6
<b>Microscopes,—</b>			
STUDENT'S MICROSCOPE, with sliding coarse adjustment, fine adjustment, $\frac{1}{2}$ -inch and $\frac{1}{8}$ th-inch Objectives, 2 Eye-pieces, Pointer to Eye-piece, Concave Mirror with lateral movement for oblique illumination, and Diaphragm . . . . . in mahogany case			
	6	0	0

*Magnifying Power of Objectives.*

Focal length.	Linear Magnifying Power with Eye-piece.	No. 1.	No. 2.
$\frac{1}{2}$ -inch {	Draw tube closed . . . . .	88	126
	„ pulled out . . . . .	127	180
$\frac{1}{6}$ -inch {	„ closed . . . . .	316	435
	„ pulled out . . . . .	433	614

Microscopes, etc., *continued.*

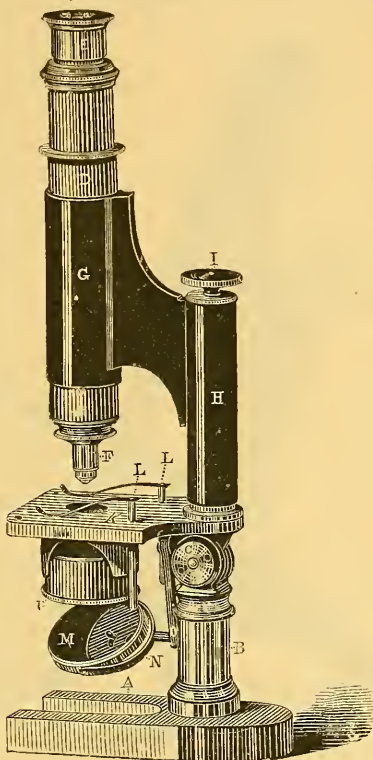


FIG. 1303.

Microscopes, *continued.*—

STUDENT'S MICROSCOPE, French Model ( <i>Fig. 1303</i> ), with sliding coarse adjustment, fine adjustment, 1-inch and $\frac{1}{4}$ -inch Objectives, one Eye-piece, Concave Mirror with lateral movement for oblique illumination, and Diaphragm . . . . . in mahogany case	£ 5 10 6
STUDENT'S MICROSCOPE (as <i>Fig. 1303</i> ), but fitted with extra Eye-piece and side Condensing Lens; in mahogany case . . . . .	6 7 6

*Magnifying Power and Prices of Objectives.*

Focal length.	Linear Magnifying Power with Eye-piece,	No. 1.	No. 2		
1-inch {	Draw tube closed . . . . .	45	60	} each	1 0 0
	„ pulled out . . . . .	75	110		
$\frac{1}{4}$ -inch {	„ closed . . . . .	155	240	} „	1 10 0
	„ pulled out . . . . .	210	330		
$\frac{1}{8}$ inch {	„ closed . . . . .	300	450	} „	3 10 0
	„ pulled out . . . . .	500	700		

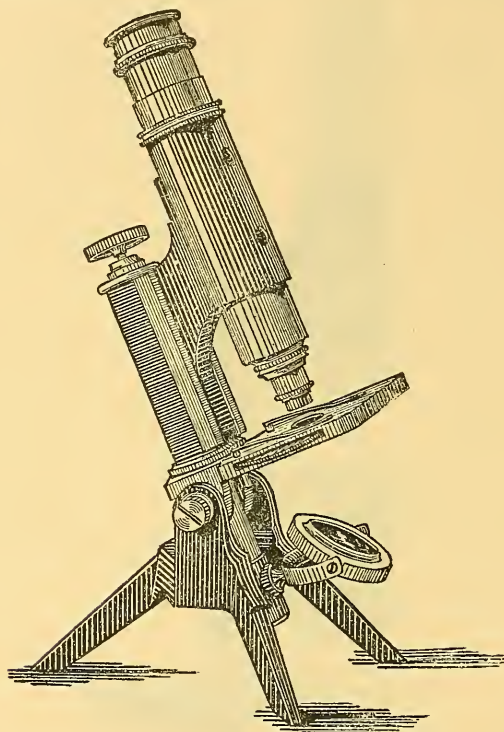
Microscopes, etc., *continued.*

FIG. 1304.

Microscopes, *continued*,—

	<i>£</i>	<i>s.</i>	<i>d.</i>
The "Worker" Microscope ( <i>Fig.</i> 1304), with one Eye-piece and $\frac{1}{4}$ -in. and 1-in. Objective; in mahogany case . . . . .	3	15	0
If with $\frac{1}{6}$ th-in. in place of the $\frac{1}{4}$ -in. Objective . . . . .	4	0	0

*Magnifying Power of Objectives.*

1-inch	{	Draw tube closed . . . . .	40 diameters.
		"    pulled out . . . . .	85   "
$\frac{1}{4}$ -inch	{	"    closed . . . . .	140   "
		"    pulled out . . . . .	280   "
$\frac{1}{6}$ -inch	{	"    closed . . . . .	170   "
		"    pulled out . . . . .	340   "

## Accessories,—

Polarizing Apparatus . . . . .	1	4	0
Camera Lucida, prism form . . . . .	0	15	0



**Microscopes, etc., continued.**

<b>Accessories, continued,—</b>	£	s.	d.
Camera Lucida, neutral tint . . . . .	0	6	0
Micrometer Eye-piece . . . . .	0	10	0
Stand Condenser . . . . .	0	8	0
<b>CASES FOR HOLDING MICROSCOPIC SLIDES,—</b>			
Mahogany, to hold 6 dozen . . . . . each	0	5	0
Pasteboard, containing 12 cardboard trays, each taking 24 slides . . . . . „	0	10	0
<b>MICROSCOPIC SLIDES, 3 × 1, ground edges . per gross</b>	<b>0</b>	<b>5</b>	<b>6</b>
Ditto, ditto, hollowed . . . . . per doz.	0	0	7
Covers for ditto, circles . . . . . per oz.	0	4	6
Ditto, squares . . . . . „	0	3	9

**Microscopic Dissection Instruments,—**

No. 1 SET, consisting of 4 Knives, 1 Needle, Spring Forceps, and Scissors . . . . . in morocco case	0	16	0
No. 2 SET, consisting of 4 Knives, 2 Hooks, Needle, 2 pairs Spring Forceps, Self-holding Forceps, Spring Scissors, and Magnifying Lens; in morocco case . . . . .	1	10	0
No. 3 SET (Dr. Mahomed's), consisting of 1 Knife, 2 Scalpels, 2 Fine Needles, Needle Holder, 2 Section Razors, Small and Large Lifters, pair Dissecting Scissors, pair Fine Scissors, pair Dissecting Forceps, and pair Fine Forceps . . . . . in plain deal case	1	18	6

<b>Microscopic Syringe, brass, with stopcock and 3 pipes, in case . . . . .</b>	<b>0</b>	<b>10</b>	<b>6</b>
Forceps, curved or straight . . . . . each	0	3	0
Ditto, straight, ivory handles . . . . . „	0	5	3
Hooks, double or single . . . . . „	0	1	6
Knives, various shapes, ivory handles . . . . . „	0	1	6
Lifters, for lifting sections, 2 sizes. . . . . „	0	2	3
Needles, in fixed handles . . . . . per doz.	0	3	6
Needle-holders . . . . . each	0	1	9
Pipettes . . . . . „	0	0	6
Scalpels, ebony handles . . . . . per doz.	0	16	0
Scissors, straight, fine . . . . . each	0	2	0
Ditto, curved on flat . . . . . „	0	3	9
Ditto, spring, curved, with ivory handle . . . . . „	0	5	3
Ditto, ditto, steel handle, straight or curved on flat „	0	3	6
Section Knives, Valentin's . . . . . „	0	12	0
Section Razors . . . . . „	0	3	0
Seekers, in fixed handles . . . . . per doz.	0	5	0

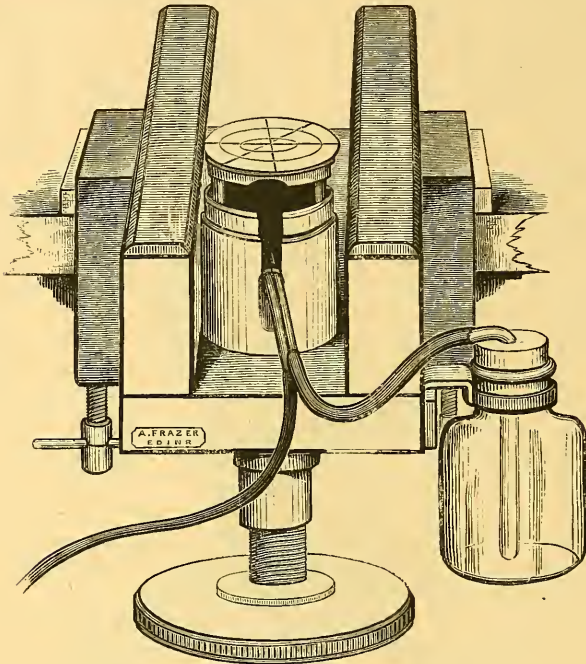
Microscopes, etc., *continued.*

FIG. 1305.

## Microtomes,—

	£	s.	d.
Cathcart's, for ether freezing, with Bellows, Spray Points and Ether Bottle complete ( <i>Fig 1305</i> ) . . . . .	0	17	6
Ditto, improved, for freezing and embedding . . . . .			
complete	1	1	0
Professor Rutherford's Section Knife . . . . .	0	5	6
Plane Iron ditto . . . . .	0	2	6
Cabinet, to contain Microtome, etc., in separate divisions . . . . .	0	5	6
Plain wooden case for ditto . . . . .	0	2	0

CUPPING INSTRUMENTS.

	£	s.	d.
No. 1 Set, containing 12-blade Scarificator, set of 6 Glasses, Lamp and Spirit Bottle; in mahogany case . . . . .	2	2	0
<i>This set can also be had in morocco case.</i>			
No. 2 Set, containing 12-blade Scarificator, Temple Scarificator (4-blade), set of Six Glasses, Lamp and Spirit Bottle; in brass-bound mahogany case . . . . .	3	16	0
No. 3 Set, containing 12-blade Scarificator, Exhausting Syringe, set of 6 Glasses with 2 stopcocks, Lamp and Spirit Bottle . in mahogany case	2	12	0



FIG. 1306.

Brass Exhausting Syringe for dry cupping . . . . .	each	0	6	6
Ditto, with stopcock ( <i>Fig. 1306</i> ) . . . . .	,,	0	8	6




FIG. 1307.

Glasses, with brass mounts, to use with same ( <i>Fig. 1307</i> )				
3 sizes . . . . .	each	0	2	0
Set of 3 ditto, with one stopcock and exhausting syringe . . . . .	in box	0	18	6

Cupping Instruments, *continued.*

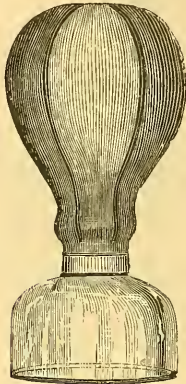


FIG. 1308.




FIG. 1309.

		£	s.	d
Cupping Glasses, plain	per doz.	0	6	6
Ditto, for dry cupping, with india-rubber ball (Fig. 1308)	per doz.	1	10	0
Solid Rubber, for dry cupping (Fig. 1309), 2 sizes,	each, 2s. 6d. and	0	3	0
Cupping Lamps, brass	each	0	3	0
Ditto, ditto, ball shape	„	0	2	0




FIG. 1310.

Scarificators, common quality, with 12 blades	each	0	13	6
Ditto, best, with 4 blades	„	0	17	6
Ditto, ditto, with 6 blades	„	1	1	0
Ditto, ditto, with 12 blades (Fig. 1310)	„	1	4	0

Cupping Instruments, *continued.*




FIG. 1311.

Artificial Leeches, metal cases (*Fig.* 1311). . each  $\begin{matrix} \text{£} & \text{s.} & \text{d.} \\ & \text{I} & \text{II} & 6 \end{matrix}$

**ELECTRO-MAGNETIC AND GALVANIC APPARATUS.**

Apparatus for Apostoli's Method of Treating Uterine Tumours, etc.,—

Apostoli's Uterine Electrodes, blunt, with platinum ends only . . . . .	each	2	2	0
Ditto, ditto, solid platinum throughout . . . . .	from	3	3	0
Ditto, ditto, "conic disc" and "concentric disc" Electrodes for localizing currents . . . . .	each	0	12	6



FIG. 1312.

Apostoli's Uterine Electrodes, improved by Dr. Inglis Parsons ( <i>Fig.</i> 1312), blunt, with platinum ends only . . . . .	each	2	2	0
Ditto, solid platinum throughout . . . . .	from	4	4	0
Sharp, with steel Trocar point . . . . .	each	1	1	0

*A* is a non-conducting sheath, which can be fixed at any point by screw *C*, to expose more or less of the platinum point.  
*B*. Bayonet-catch mount, by means of which sheath can be removed for cleansing.  
*D*. Point of attachment for conducting cord.

**Electro-Magnetic and Galvanic Apparatus, *continued.***

Apparatus for treating Uterine Tumours, etc., *continued*,—

	£	s.	d.
External Electrode, Apostoli's Disc, to use with potters' clay . . . . . each	0	7	6
Ditto, ditto, modified by Dr. Inglis Parsons, large oval, to use with damped napkin . . . . . each	0	10	6

*Can also be used with the potters' clay.*

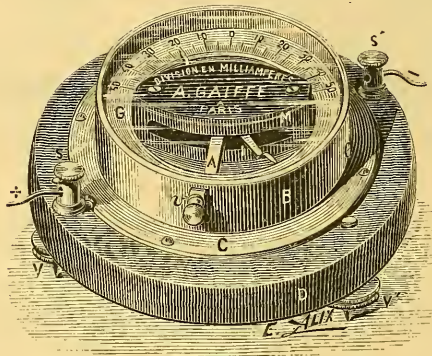


FIG. 1313.

Galvanometer, Gaiffe's (*Fig. 1313*), graduated to 250 milliamperes . . . . . each 2 15 0

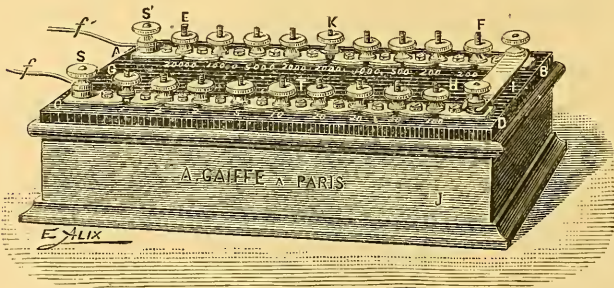


FIG. 1314.

Rheostat, Gaiffe's (*Fig. 1314*) . . . . . each 4 0 0

*The most suitable batteries to use are Stöhrer's 30 and 40 cell (see "Constant Current Batteries").*

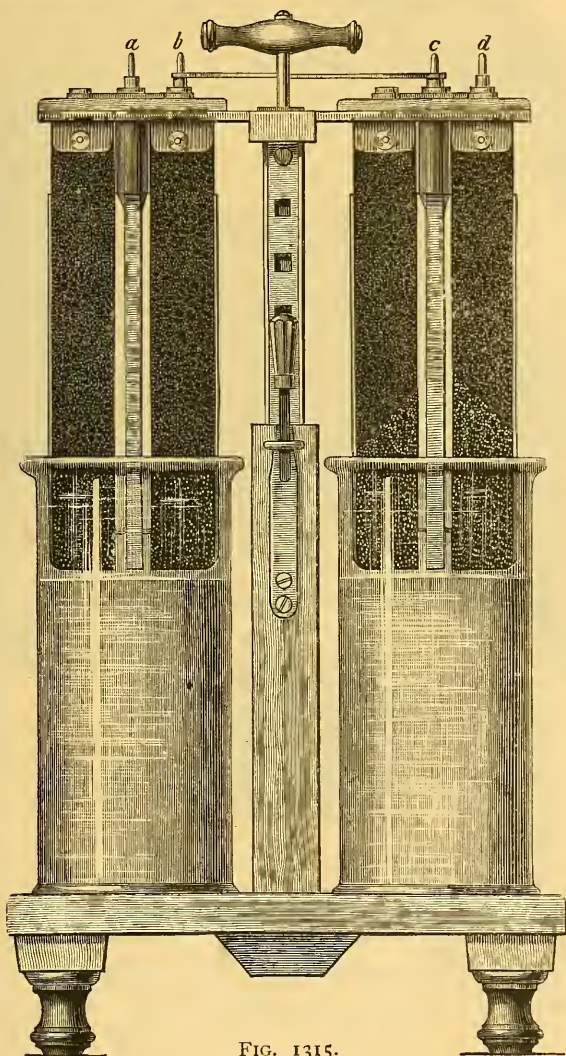



FIG. 1315.

Electro-Magnetic and Galvanic Apparatus, *continued.*

Cautery Batteries (see also "Electric Light Apparatus"),— £ s. d.  
 Brun's, 2 cells (Fig. 1315) . . . . . each 6 10 0

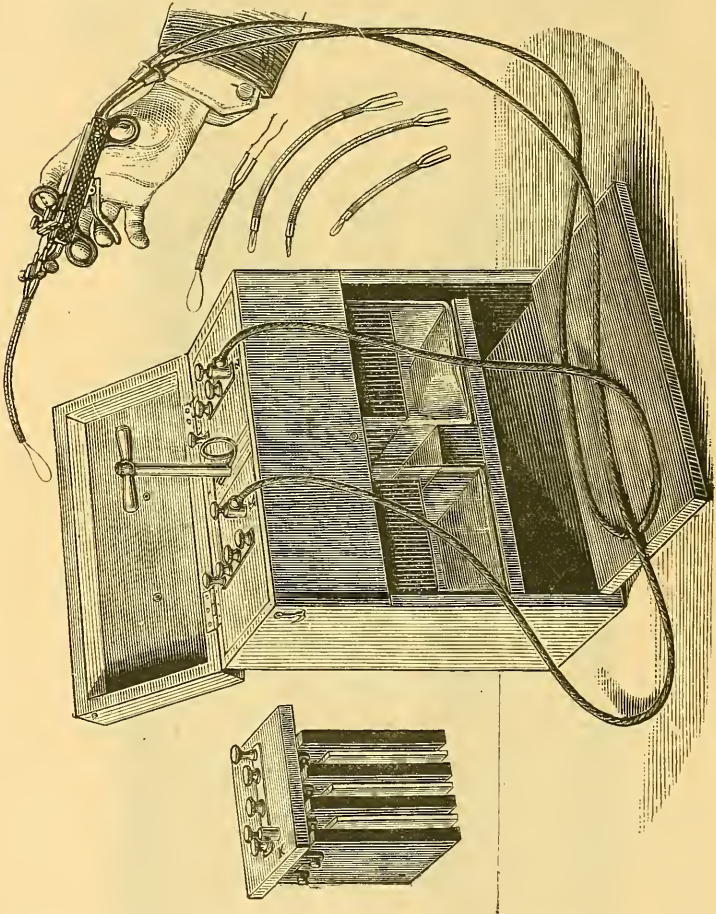


FIG. 1316.

Bunsen's, 4 cells . . . . . each 8 8 0  
 Lennox Brown's (Fig. 1316), each, 2 cells, £8; 3 cells 10 10 0  
**Constant Current,—**  
 Carbon Zinc Plates, improved, 20-cell, in mahogany  
 case . . . . . each 7 10 0




Electro-Magnetic and Galvanic Apparatus, *continued.*

FIG. 1317.

Constant Current, *continued*,—Leclanché (Silvertown patent), (*Fig. 1317*),—

		£	s.	d.	
20-Cell, each,	£4 10s., with current breaker	. each	5	10	0
30-Cell, each,	£6 ; with current breaker .	. „	7	10	0

Electro-Magnetic and Galvanic Apparatus, *continued.*




FIG. 1318.

Constant Current, *continued.*—

£ s. d.

Leclanché (Silvertown patent),—

40-Cell, each, £7; with current breaker, commutator and pole reverser. . . . . each 10 10 0

New Improved, fitted with modified Leclanché elements, cell selector, current reverser and galvanometer (*Fig. 1318*), arranged so that it can be used to indicate either from 1 to 25 or from 10 to 250 milliampères (*Fig. 1318*).

20-Cell . . . . . each 12 0 0

30-Cell . . . . . „ 15 0 0

40-Cell . . . . . „ 17 10 0

Smee's 20-Cell . . . . . „ 6 7 6

With automatic lifting tray, to raise the cells and immerse the elements on opening the lid . each 8 12 6

Smee's 30-Cell . . . . . „ 7 0 0

With automatic lifting tray, etc., etc. . . . . „ 9 5 0

Smee's 40-Cell . . . . . „ 9 0 0

With automatic lifting tray, etc., etc. . . . . „ 11 5 0

**Electro-Magnetic and Galvanic Apparatus, *continued.***

**Constant Current, *continued.***—

£ s. d.

Smee's 50-Cell . . . . .	each	10	10	0
With automatic lifting tray, to raise the cells and immerse the elements on opening the lid . . . . .	each	12	15	0
Smee's 60-Cell . . . . .	„	12	0	0
With automatic lifting tray, etc., etc. . . . .	„	14	5	0

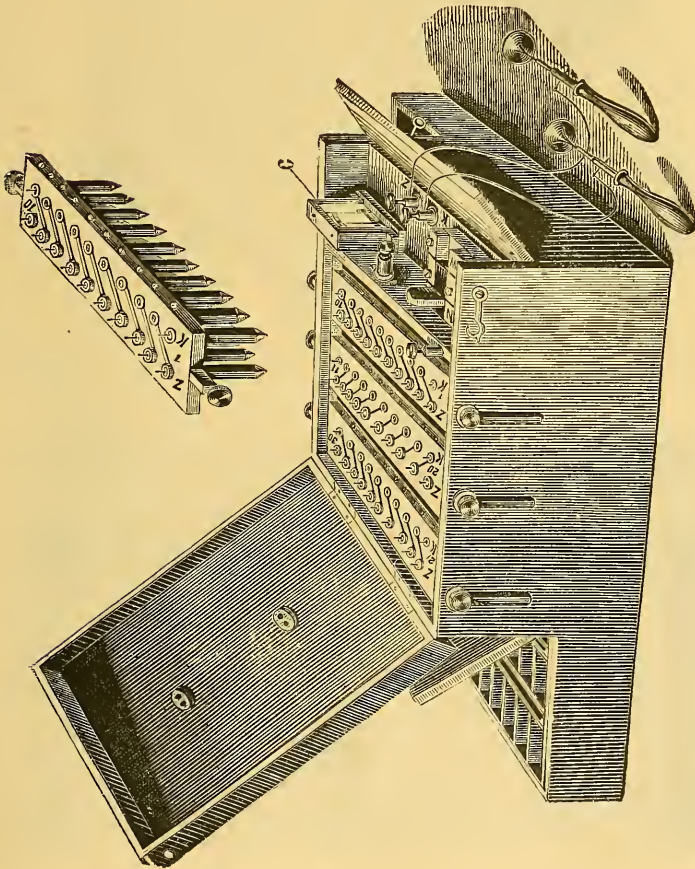


FIG. 1319.

Spamer's 30-Cell (*Fig. 1319*) . . . . . each 7 7 0

Electro-Magnetic and Galvanic Apparatus, *continued.*




FIG. 1320.

Constant Current, *continued.*—

Stöhrer's Portable (*Fig. 1320*), 20-Cell. . . . . each

Ditto, ditto, 30-Cell . . . . . „

£	s.	d.
7	0	0
9	10	0

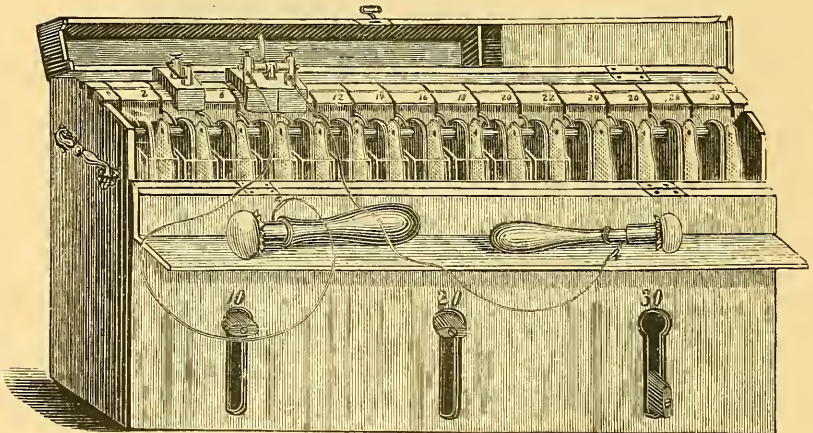


FIG. 1321.

Ditto, Hospital (*Fig. 1321*), 20-Cell. . . . . each

Ditto, ditto, 30-Cell . . . . . „

Ditto, ditto, 40-Cell . . . . . „

5	5	0
7	7	0
8	8	0

Electro-Magnetic and Galvanic Apparatus, *continued.*

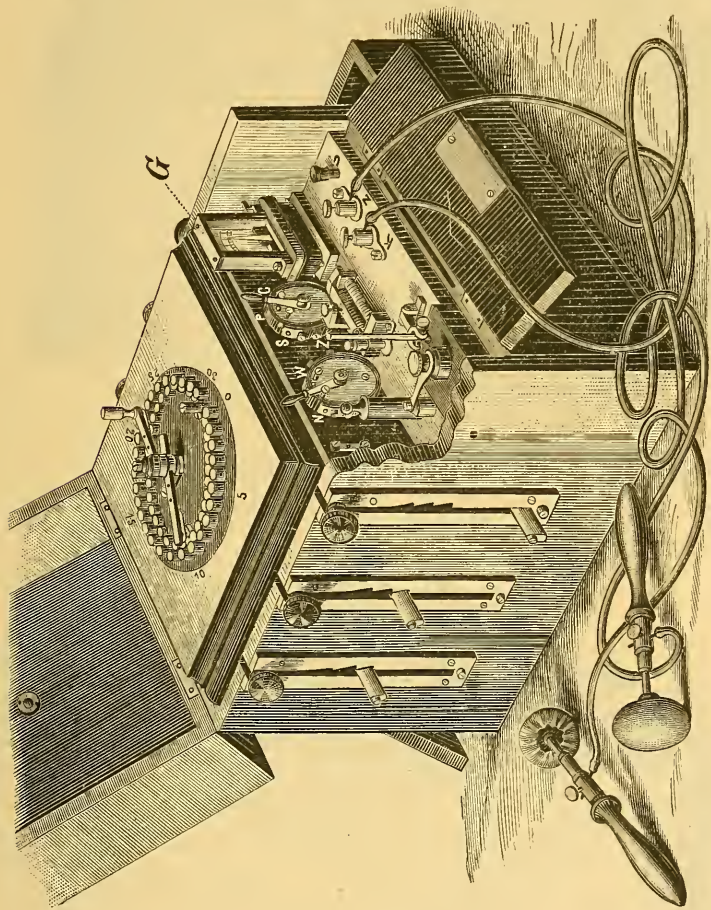


FIG. 1322.

Constant and Induced Currents combined,—	£	s.	d.
Glauert's 30-Cell ( <i>Fig. 1322</i> ) . . . . . each	9	9	0

Electro-Magnetic and Galvanic Apparatus, *continued.*

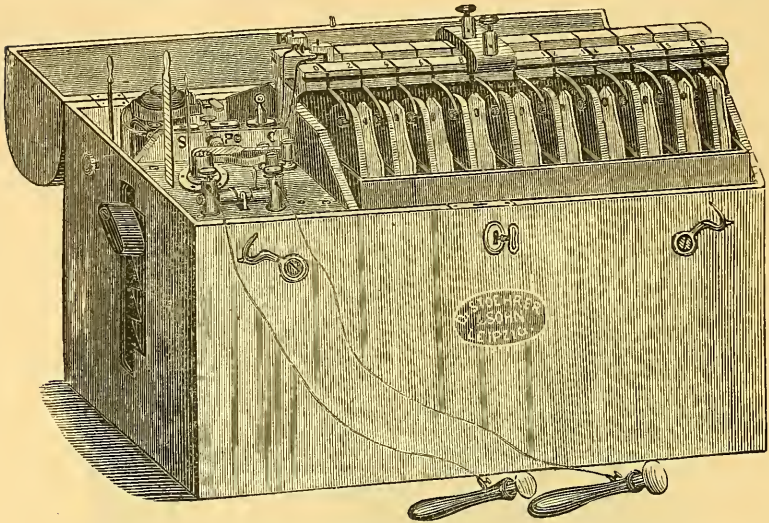


FIG. 1323.

Constant and Induced Currents combined, *continued.*—

	£	s.	d.
Stöhrer's 20-Cell (Fig. 1323) . . . . .	10	10	0
Ditto, 30-Cell „ . . . . .	12	12	0

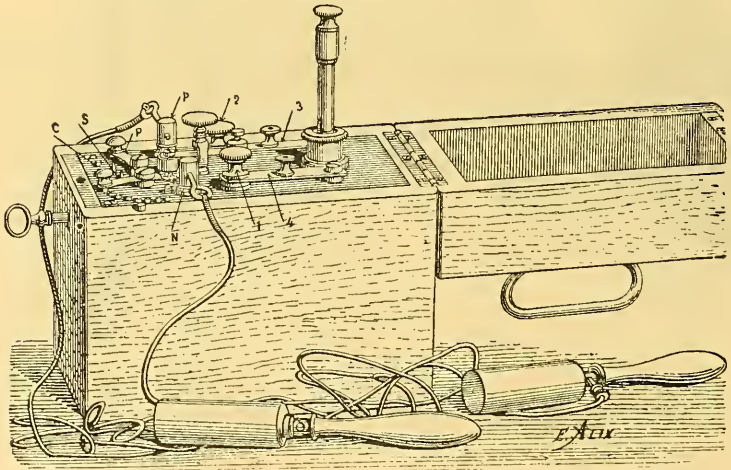


FIG. 1324.

Induced Current Batteries,—

Butler Smythe's (Fig. 1324). . . . .	2	2	0
--------------------------------------	---	---	---

Electro-Magnetic and Galvanic Apparatus, *continued.*

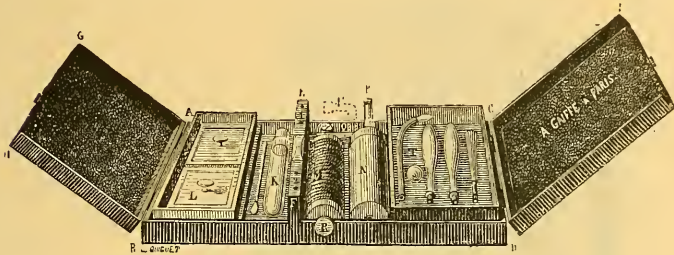


FIG. 1325.

Induced Current Batteries, *continued*,—  
 Gaiffe's, Bisulphate of Mercury (*Fig. 1325*).

£ s. d.  
 . each I II 6

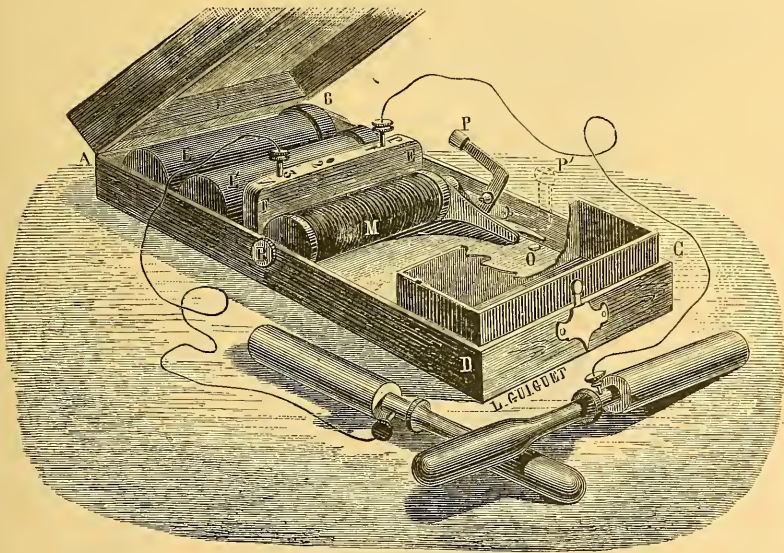


FIG. 1326.

Gaiffe's, Chloride of Silver (*Fig. 1326*).

. , each 2 2 0  
 C C

Electro-Magnetic and Galvanic Apparatus, *continued.*

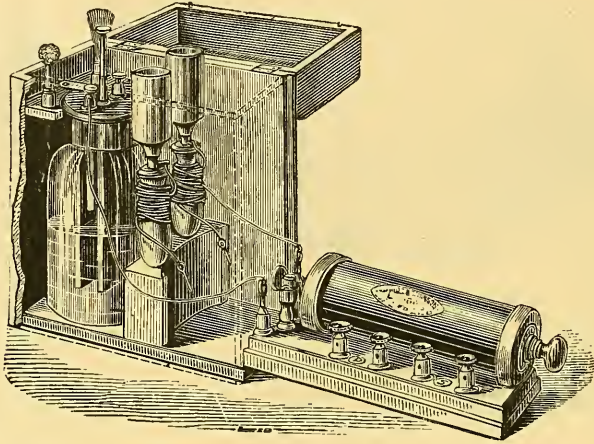


FIG. 1327.

<p><b>Induced Current Batteries, <i>continued,</i></b>          Improved Bichromate (Stöhrer's principle), with primary,          secondary, and combined currents (<i>Fig. 1327</i>).</p>	<p>£ s. d.          . 3 10 0</p>
--	--------------------------------------

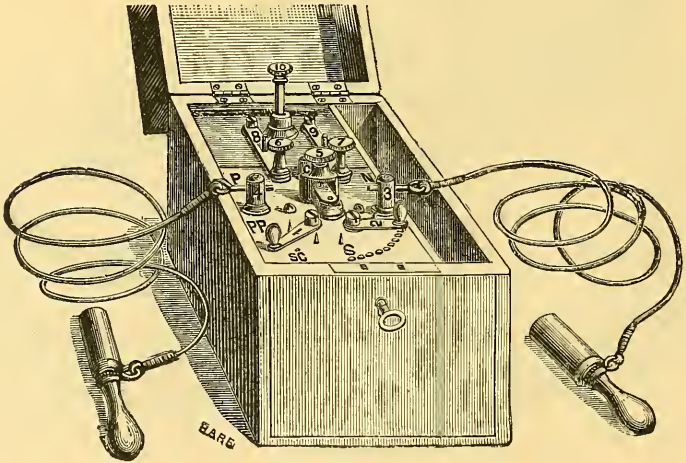


FIG. 1328.

<p>Mackenzie's (<i>Fig. 1328</i>) . . . . .</p>	<p>each 2 5 0</p>
---	-------------------



Electro-Magnetic and Galvanic Apparatus, *continued.*

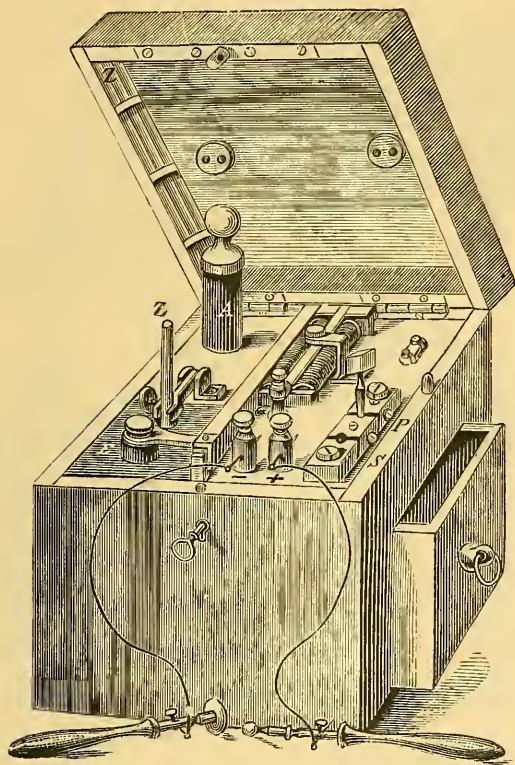


FIG. 1329.

Induced Current Batteries, *continued.*—

£ s. d.

Spamer's, 1-Cell (*Fig. 1329*) . . . . .

each 2 2 0

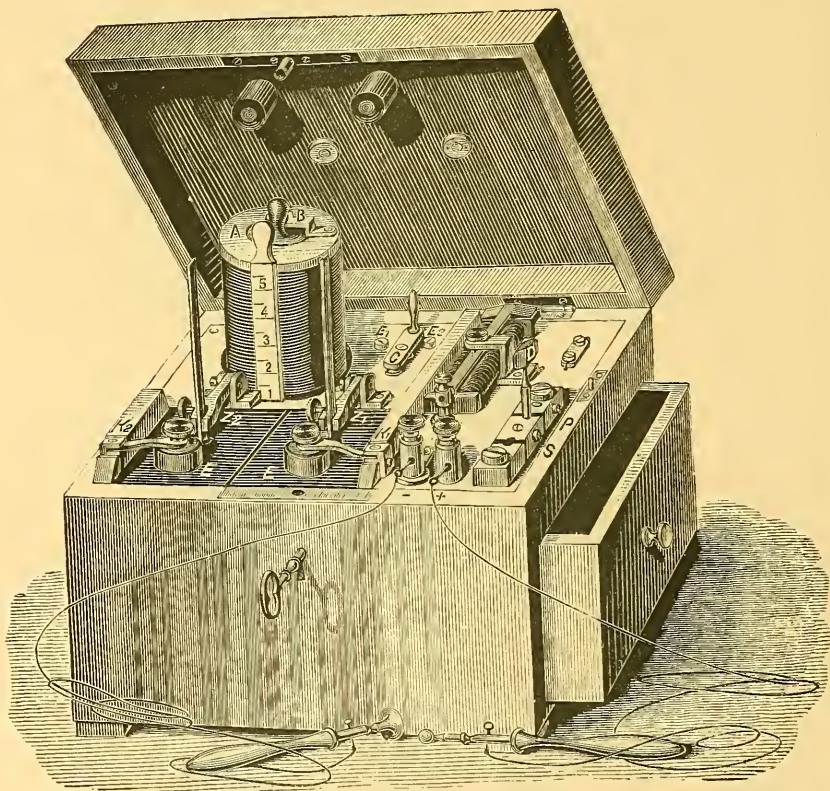
Electro-Magnetic and Galvanic Apparatus, *continued.*

FIG. 1330.

Induced Current Batteries, *continued.*—

	£	s.	d.
Spamer-Taube's, 2-Cell (Fig. 1330) . . . . . each	3	3	0
Stöhrer's, 1-Cell (Fig. 1331) . . . . . „	3	17	6
Ditto, 2-Cell (Fig. 1332) . . . . . „	5	5	0

Electro-Magnetic and Galvanic Apparatus, *continued.*

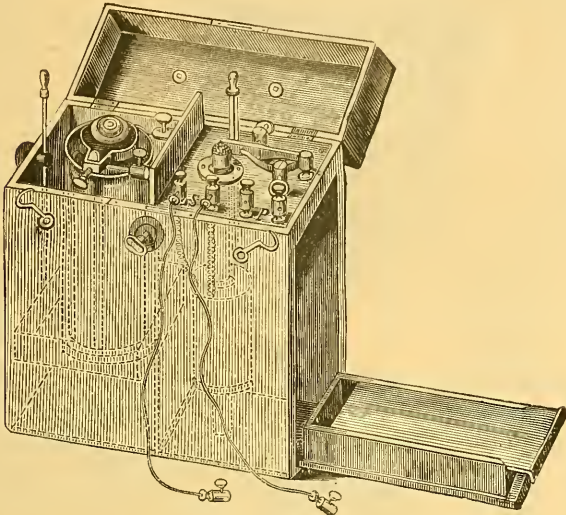


FIG. 1331.




FIG. 1332.

Electro-Magnetic and Galvanic Apparatus, *continued.*

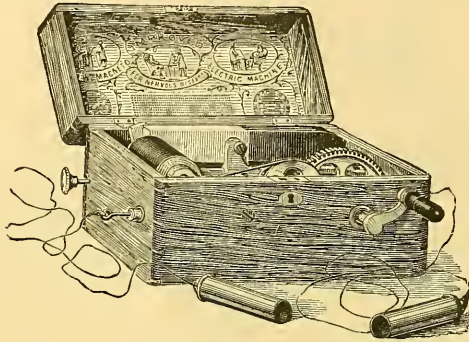


FIG. 1333.

Magneto-Electric Machines,—

		£	s.	d.
Double Magnet . . . . .	each	1	18	0
Single ditto ( <i>Fig.</i> 1333) . . . . .	each, 24s. and	1	10	0




FIG. 1334.

Portable ( <i>Fig.</i> 1334) . . . . .	each	1	1	0
--	------	---	---	---

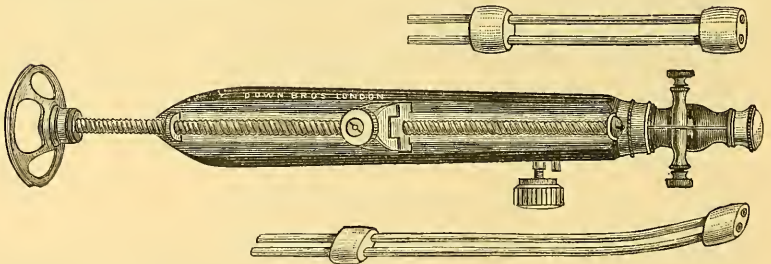


FIG. 1335.

Cauteries for use with Cautery Batteries,—

FULL SIZE APPLIANCES FOR UTERUS, TONGUE, ETC.

Ecraseur, with curved and straight ends ( <i>Fig.</i> 1335),	each	4	4	0
Porcelain Cauteries, in two sizes . . . . .	„	1	10	0

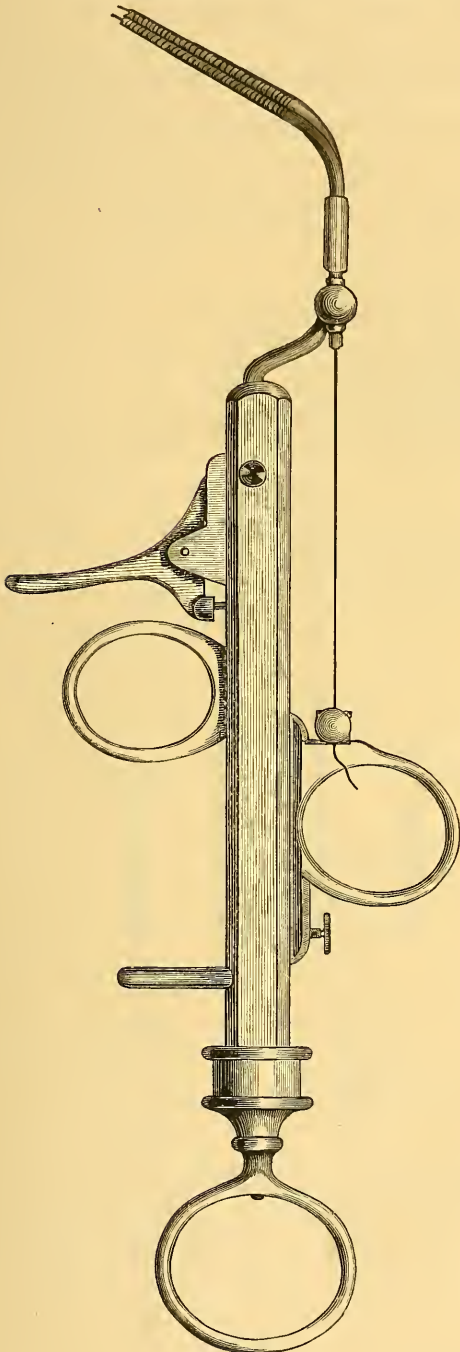
Electro-Magnetic and Galvanic Apparatus, *continued.*

FIG. 1336.



FIG. 1337.

### Electro-Magnetic and Galvanic Apparatus, *continued.*

#### Cauteries for use with Cautery Batteries, *continued.*—

	£	s.	d.
Platinum Knife, cutting Cautery . . . . . each	1	10	0
Complete Set, consisting of Ecraseur with straight and curved ends, two porcelain Cauteries, straight and curved platinum Cauteries . . . . . in case	11	0	0

#### SMALLER SIZE APPLIANCES FOR THROAT, NOSE, EAR, ETC.

Schech's Complete Set of Cautery Appliances, for ear, throat, and posterior nares, consisting of 2 handles ( <i>Figs. 1336 and 1337</i> ), 5 variously curved tubes for wires, and 10 various platinum burners, in case	5	0	0
Schech's Ecraseur handle ( <i>Fig. 1336</i> ) . . . . . each	1	15	0
Curved Tubes for Wires, for use with same, various	0	4	6
each			
Schech's handle, for platinum burners ( <i>Fig. 1337</i> ) „	0	17	6

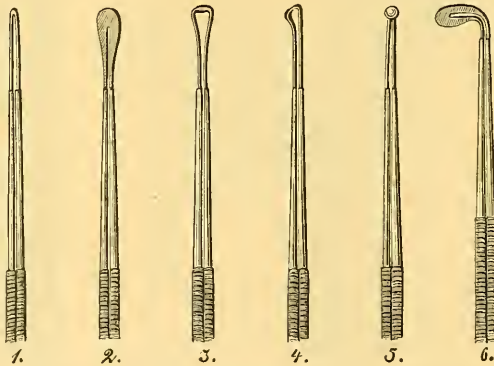


FIG. 1338.

Platinum burners, for use ( <i>Fig. 1338, Nos. 1 to 6</i> ) with same . . . . . each	0	5	6
Porcelain Burners, for use with same . . . „	0	6	6
Charts, for recording results of application of current, per 100	0	5	6
Electrolysis Needles, for use with Constant Current Batteries, with serrefine holders,—			
per set of 2, 6s. 6d.; 4, 11s. 6d.; 6	0	15	0
Spare Needles. . . . . each	0	1	0
<i>Insulated Needles, 2s. each extra.</i>			

Electro-Magnetic and Galvanic Apparatus, *continued.*

Electrolysis Needles, <i>continued.</i> —		£	s.	d.
With flattened platinum points, insulated stems, for use with long ebonite handle . . . . .	each	0	3	0
Ebonite handles, for use with same . . . . .	„	0	4	0

*These needles are used singly. Those with the serrated handles may be inserted 2, 4, or 6 at same time.*

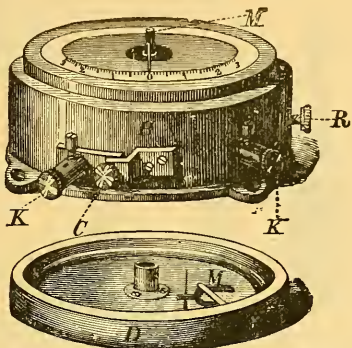


FIG. 1339.

Galvanometers, Edelmann's ( <i>Fig. 1339</i> ), for use with Constant Current Batteries . . . . .	2	15	0
---	---	----	---

*These are so arranged that they can be adjusted to indicate either from 1 to 25 milliamperes for ordinary applications, or from 10 to 250 milliamperes for high currents.*

Golding-Bird's Electrolytic Caustic . . . . .	each	0	5	6
---	------	---	---	---



FIG. 1340.



FIG. 1341.



FIG. 1342.

Rheophores, for use with Constant or Induced Current Batteries,—

Carbon Points for Nerves ( <i>Fig. 1340</i> ) . . . . .	each	0	2	0
Discs ( <i>Fig. 1341</i> ) . . . . .	„	0	2	0
Ditto, with interrupter ( <i>Fig. 1342</i> ) . . . . .	„	0	3	0

Electro-Magnetic and Galvanic Apparatus, *continued.*

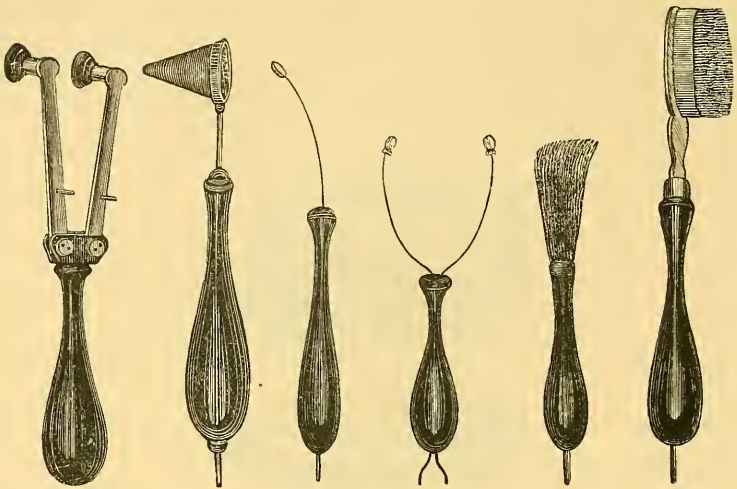


FIG. 1343. FIG. 1344. FIG. 1345. FIG. 1346. FIG. 1347. FIG. 1348.

Rheophores, *continued*,—

	£	s.	d.
Double Carbon Discs ( <i>Fig.</i> 1343) . . . . .	0	10	0
Ear ( <i>Fig.</i> 1344) . . . . .	0	5	6
Eustachian . . . . .	0	5	6
Eyelid ( <i>Fig.</i> 1345) . . . . .	0	2	0
Ditto, double ( <i>Fig.</i> 1346) . . . . .	0	2	6
Faradization, straight ( <i>Fig.</i> 1347). . . . .	0	2	0
Ditto, oval form ( <i>Fig.</i> 1348) . . . . .	0	6	0
Œsophagus, 24 in. long . . . . .	0	8	6



FIG. 1349.

Olive End ( <i>Fig.</i> 1349) . . . . .	0	3	6
Rectum . . . . .	0	5	6



FIG. 1350.

Sponge ( <i>Fig.</i> 1350) . . . . .	0	1	0
--------------------------------------	---	---	---




Electro-Magnetic and Galvanic Apparatus, *continued.*

FIG. 1351.

Rheophores, *continued*,—

		£	s.	d.
Square ( <i>Fig. 1351</i> )	. . . . .	0	4	6
Urethra (Bruce Clarke's)	. . . . .	0	6	6
Uterus or Vagina	. . . . .	0	5	6
Throat, Mackenzie's, with Interrupter	. . . . .	0	7	6
Ditto, Band, ditto, for use externally	. . . . .	0	5	6
Spare Conducting Cords, with fittings	. . . . .	0	3	6
Ditto, ditto, for Caustery Batteries	. . . . .	0	5	6

## ELECTRIC LIGHT APPARATUS.

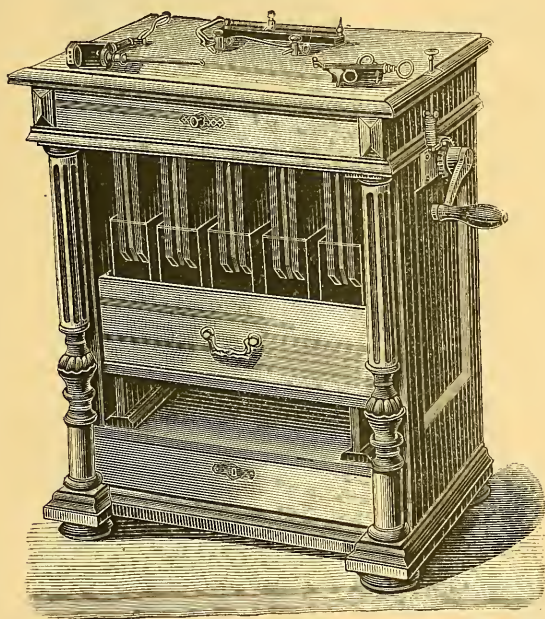


FIG. 1352.

Hospital Battery (*Fig. 1352*),—

Six Cells, bichromate	. . . . .	each	21	0	0
Eight Cells, ditto	. . . . .	„	23	10	0

### Electric Light Apparatus, *continued.*

#### Hospital Battery, *continued.*—

		£	s.	d.
Conducting Cords, extra sets . . . . .	per set	0	5	6
Bichromate Solution . . . . .	per gal.	0	4	6

*This battery is undoubtedly the best that is made for all electric lighting and cautery purposes; but being a stationary apparatus, it is most suitable for hospitals or the consulting room of specialists. Owing to the large surface of the plates, and the capacity of the cells, there is ample reserve of power, and the solution will last from 6 to 12 months, when in constant use, without re-charging. The rack action at the side allows of the plates being immersed only to the required depth. The cells should be entirely lowered when the battery is out of use. One of the most important features in this apparatus, and also in Fig. 1353, is the addition of a Rheostat, by which a certain amount of resistance is introduced into the circuit, and can be gradually reduced to the required point suitable for the various cautery points and lighting apparatus.*

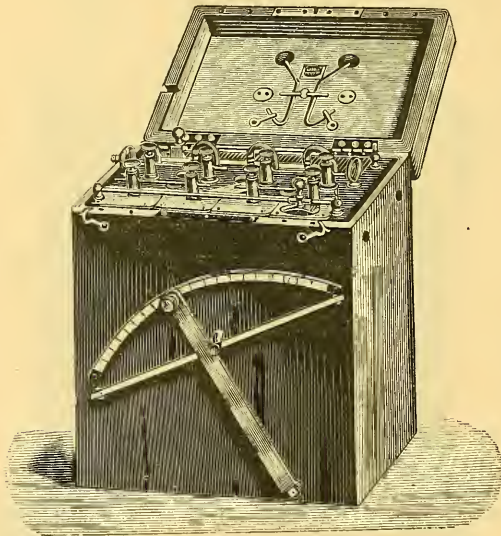


FIG. 1353.

#### Portable Battery (*Fig. 1353*),—

Six Cells, bichromate . . . . .	each	8	8	0
Conducting Cords, extra sets . . . . .	per set	0	5	6
Bichromate Solution . . . . .	per gal.	0	4	6

*The remarks appended to the previous apparatus apply equally to this, excepting that it will require more frequent re-charging—in daily use, about every 3 weeks, but in more occasional use probably from 2 to 3 months. Four-cell batteries*

**Electric Light Apparatus, continued.**

are also made in this form, but are not recommended for general use, as not having sufficient reserve power, and consequently requiring more frequent re-charging. This battery may be carried with the solution in it, but it is recommended to have a separate case for the cells, which is rendered water-tight by a lid lined with a sheet of thick rubber: the extra cost of such a case is £1 12s. This battery is fitted with a Rheostat, as described with the preceding one.

**Electric Light Appliances,—**

The appliances described as Leiter's have been invented by Mr. J. Leiter, of Vienna, and are patented in this country; the illustrations are taken from his catalogue.



FIG. 1354.

	£	s.	d.
Cystoscope, Leiter's (as Fig. 1354, I.), complete . . . . .	4	10	0
Spare Tube, for posterior wall (Fig. 1354, II.) . . . . .	2	2	0
Spare Lamps . . . . . each	0	3	0
Dummy Bladder, for practising with cystoscope . . . . .	1	0	0

The tube usually supplied with this apparatus (Fig. 1354, I) allows of the examination of the greater part of the surface of the bladder, but a smaller portion of the posterior wall (which it is not so frequently necessary to view) cannot be seen without the use of the specially designed tube II. The tube should be introduced as an ordinary sound. The switch G C serves to make contact after the instrument has been introduced into the bladder. The knob M indicates the position of the end in the bladder.

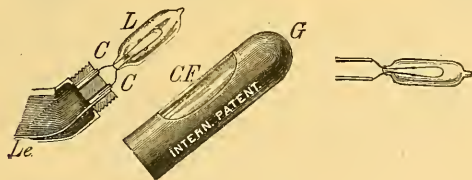


FIG. 1355.

Fig. 1355 illustrates the method of applying a fresh lamp, when one has become spoilt by long use or accidentally destroyed.

Forehead Lamp, Leiter's . . . . . each	2	4	0
Concave Reflector, for use with same . . . . . „	0	4	6
Handle, for using same as a hand-lamp . . . . . „	0	3	6

Electric Light Apparatus, *continued.*

Forehead Lamp, Leiter's, <i>continued</i> ,—	£	s.	d.
Condensing Lens (a useful addition to the hand-lamp),			
each	0	8	0
Stand, for using as a fixed light . . . . . „	1	0	0

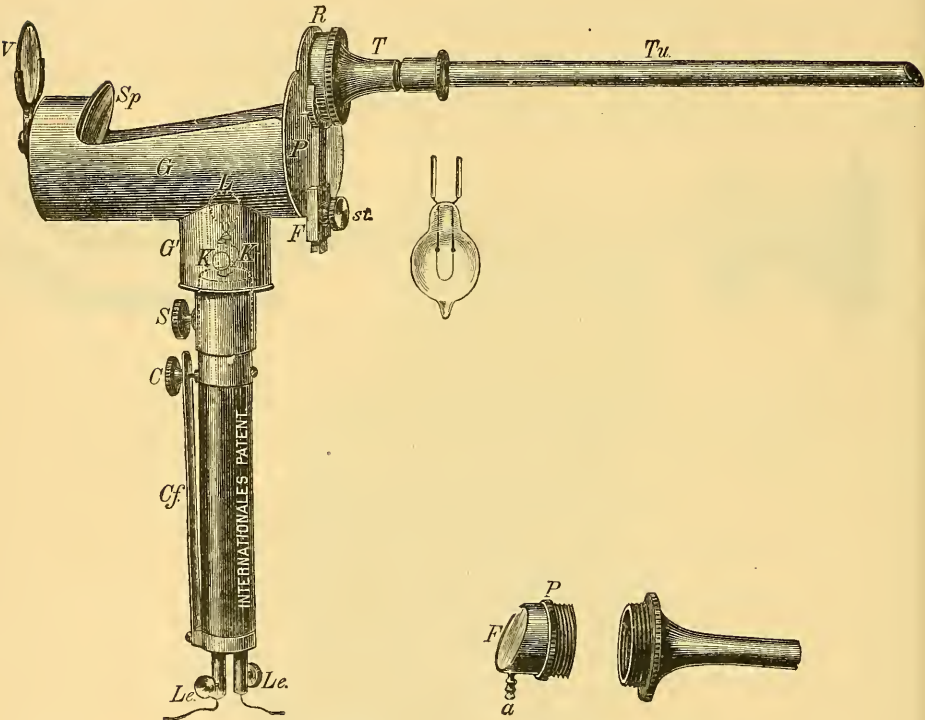


FIG. 1356.

FIG. 1357.

Panelectroscope, Leiter's ( <i>Fig.</i> 1356), without tubes,	each	2	15	0
Spare lamps . . . . . „		0	3	6

*This instrument possesses the great advantage of being so arranged that the operator can, at the same time, both observe and operate. It is particularly useful for the male and female urethras, the ear, nose, rectum, and vagina.*

Appliances for Leiter's Panelectroscope,—				
Ear Specula ( <i>Fig.</i> 1357), 3 sizes . . . . . each	0	2	6	
Siegle's Pneumatic Attachment for same, as shown at F	0	3	6	

Electric Light Apparatus, *continued.*




FIG. 1358.

Appliances for Leiter's Panelectroscope, *continued.*—

	£	s.	d.
Rectum Specula, 2 sizes . . . . . each	0	7	6
Rhinoscopic Mirror . . . . . „	0	7	6
Urethra Specula ( <i>Fig.</i> 1358), straight or curved, 3 sizes each	0	4	6
Cotton Wool Forceps for using with same . . „	0	2	3
Vagina Specula . . . . . „	0	8	6
Laryngeal Mirror, with lamp attached, Semon's . „	1	15	0
Vaginal Speculum, with lamp attached . . „	1	5	0

ANÆSTHETIC INHALERS, SPRAYS, Etc.

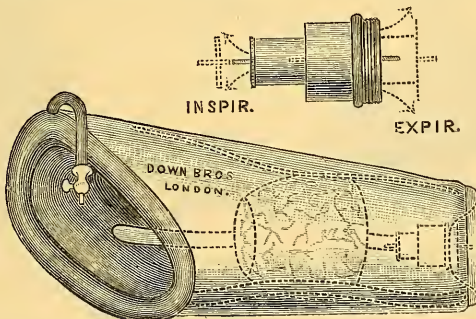


FIG. 1359.

Anæsthetic Inhalers,—

T. Bird's, for Ether, etc. ( <i>Fig.</i> 1359) . . . . . each	1	5	0
---	---	---	---

*"I am guilty of adding one more inhaler to those in use for the administration of ether and its confrères in our list of narcosis producers. It is simple and clean both to the administrator and patient. On removal of the coarse sponge, which is saturated with the compound when in use, there is no part of*

**Anæsthetic Inhalers, Sprays, etc., *continued.***

**Anæsthetic Inhalers, *continued,*—**

*the inhaler which is liable to retain the odour of the ether. The only novelty is the double-acting valve, which the instrument makers (Messrs. Down Bros.) have registered—on my making them a present of it—and the position thereof, to be out of harm's way, under the observation of the administrator, and constructed to carry the air admitted through the ether. I think practitioners who do not administer often, want to save their pockets, not savour of ether, and keep their patients unfrightened with display of apparatus, will like it.—TOM BIRD, Instructor in the Use of Anæsthetics, Guy's Hospital.—Brook Street, W., February 8th, 1888.—Extract from the *Lancet*, April 14th, 1888.*



FIG. 1361.

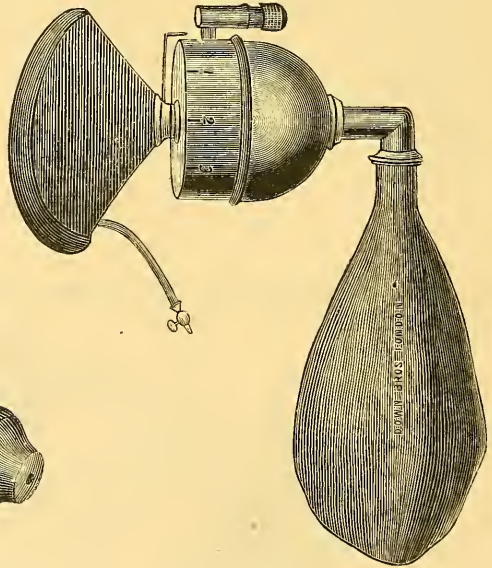


FIG. 1360.

	£	s.	d.
Clover's Regulating Ether Inhaler (Fig. 1360), each,			
£2 2s. ; with measure and bottle for Ether, in case	2	16	0
Ditto, with 2 face-pieces . . . . . each	3	6	6
Golding-Bird's, for Ether or the A C E mixture (Fig.			
1361) . . . . . each	0	12	0
Junker's (Fig: 1362) . . . . . in case	1	17	0

Anæsthetic Inhalers, Sprays, etc., *continued.*

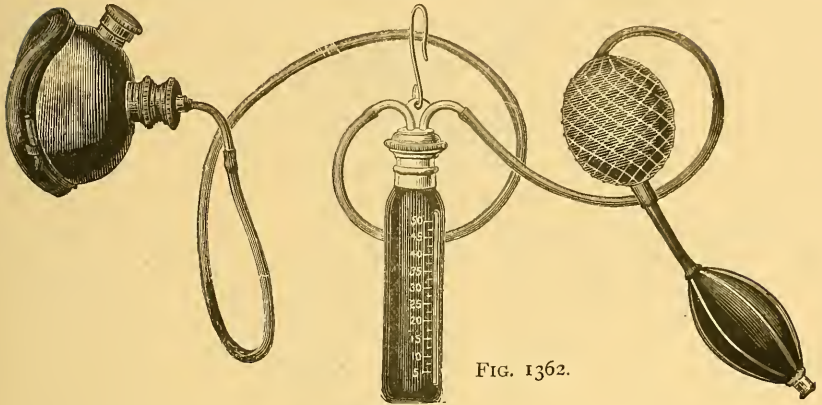


FIG. 1362.

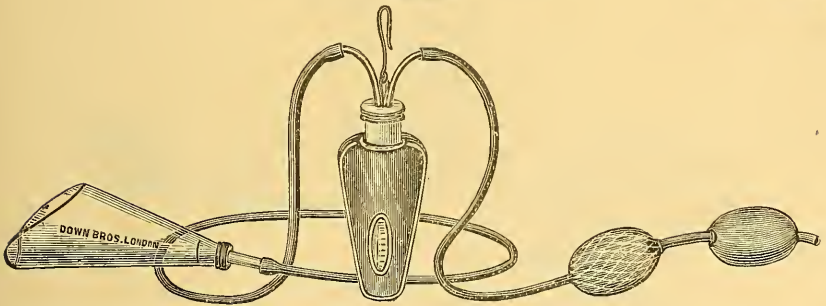


FIG. 1363.

Anæsthetic Inhalers, *continued*,—

£ s. d.

Junker's, modified by Mr. Tom Bird, with transparent Celluloid Face-piece (*Fig. 1363*), each, £1 17s. 6d.,

in case 2 10 6

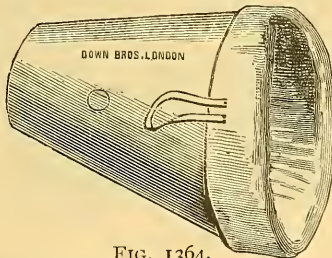


FIG. 1364.

Leather Cones, for Ether (as used in the Ophthalmic Ward at Guy's), 3 sizes (*Fig. 1364*) . . . each 0 6 6

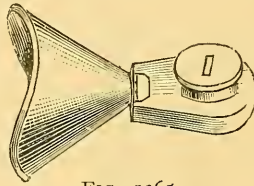
Anæsthetic Inhalers, Sprays, etc., *continued.*

FIG. 1365.

Anæsthetic Inhalers, *continued*,—

		£	s.	d.
Murphy's, for chloroform ( <i>Fig.</i> 1365)	. . . . .	0	13	6
Murray's, ditto	. . . . .	0	6	6

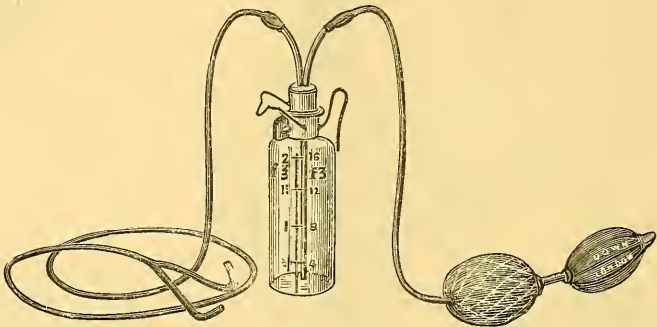


FIG. 1366.

Nose Apparatus, for administration through Nose (*Fig.* 1366), complete in box

	. . . . .	0	12	6
--	-----------	---	----	---

The india-rubber Double Nose-piece only	. . . . .	0	3	0
---	-----------	---	---	---

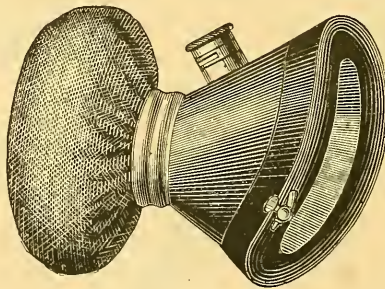


FIG. 1367.

Ormsby's, for Ether ( <i>Fig.</i> 1367)	. . . . .	1	3	0
Ditto, modification of	. . . . .	0	15	0



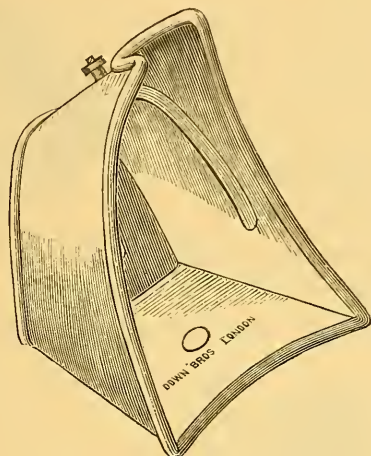
Anæsthetic Inhalers, Sprays, etc., *continued.*

FIG. 1368.

Anæsthetic Inhalers, *continued.*—

Parker's, for chloroform, also known as the "Guy's Inhaler" (*Fig. 1368*), in 2 sizes, each, 11s. 6d. and

£ s. d.  
0 14 6

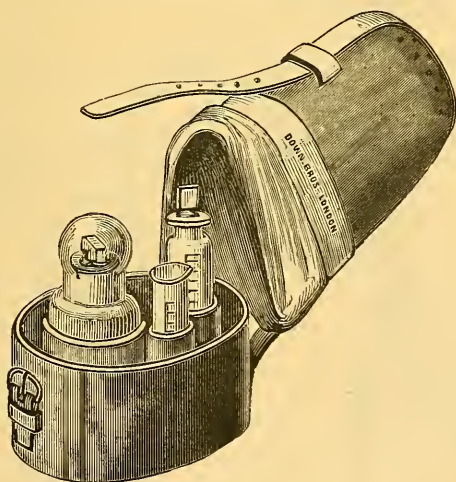


FIG. 1369.

Rendle's Compendium, for Ether or the A C E mixture (*Fig. 1369*) . . . . . each

1 1 0

Anæsthetic Inhalers, Sprays, etc., *continued.*

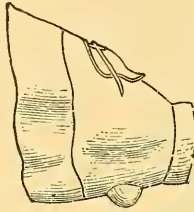


FIG. 1370.

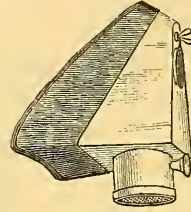


FIG. 1371.

Anæsthetic Inhalers, *continued*,—

		£	s.	d.
Sibson's, for chloroform ( <i>Fig. 1370</i> ), plated . . . . .	each	0	13	6
Snow's, for chloroform . . . . .	in case	2	10	0
Ditto, modified ( <i>Fig. 1371</i> ) . . . . .	each, 13s. 6d.; ,,	0	17	6

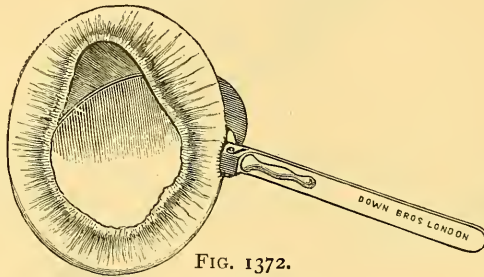


FIG. 1372.

Skinner's Frame, for Chloroform ( <i>Fig. 1372</i> ), with flannel covers . . . . .	each	0	8	6
Ditto, ditto, with drop bottle . . . . .	,,	0	13	0
Ditto, modified, light pattern, with flannel covers, 2 sizes . . . . .	each, 4s. 6d. and	0	6	6
Townley's, for chloroform mixture, each, 22s. ; in case		1	7	6



FIG. 1373.



FIG. 1374.

Anæsthetic Inhalers, Sprays, etc., *continued.*

Drop Bottles,—		£	s.	d.
Bloxam's ( <i>Fig. 1373</i> ) . . . . .	each, 3s. 6d. ; in case	0	4	6
With common metal top . . . . .	„ 3s. 6d. ; „	0	4	6
Skinner's (for Chlorof. app.), ground glass cap and case . . . . .	each	0	4	6
Spring Top ( <i>Fig. 1374</i> ), 2-oz. . . . .	each, 6s. 6d. ; in case	0	7	6
Ditto ( „ ), 4-oz. and 6-oz.,	each, 7s. 6d. ; in case	0	8	6



FIG. 1375.

Spray Producers,—

COCAINE (*Fig. 1375*) . . . . . each, plated, 11s. 6d. ; silver 0 13 6

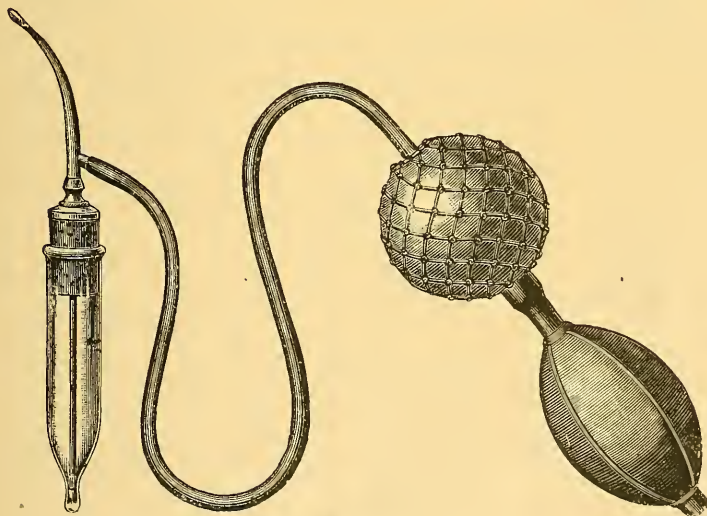


FIG. 1376.

COCAINE, Miller's (*Fig. 1376*) . . . . . each 0 8 6

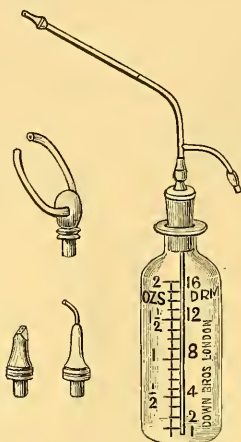
Anæsthetic Inhalers, Sprays, etc., *continued.*

FIG. 1377.

Spray Producers, *continued*,—ETHER, Richardson's (*Fig. 1377*),—

	£	s.	d.
1-Jet . . . . .			13 0
2-Jet . . . . .			15 0
3-Jet . . . . .			17 0
4-Jet . . . . .			19 0

ETHER ANÆSTHETIC, Robbins', for use with Spray,

per bottle, 4-oz., 2s. ; 8-oz., 4s. ; 16-oz. 0 7 0

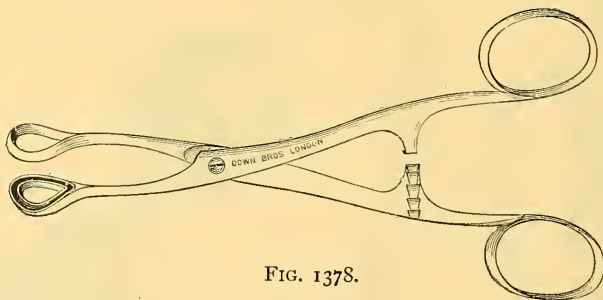


FIG. 1378.

TONGUE FORCEPS ( <i>Fig. 1378</i> ) . . . . .	each	0	8	6
Ditto, angular . . . . .	"	0	9	6

*Nickel plated, 1s. extra.*

INSTRUMENTS FOR GENERAL DIAGNOSIS.

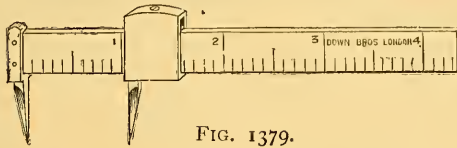


FIG. 1379.

	£ s. d.
Æsthesiometer, Sieveking's (Fig. 1379), each, 12s. 6d. ;	
in case	o 17 6
Cardiograph, Galabin's	each 10 10 o

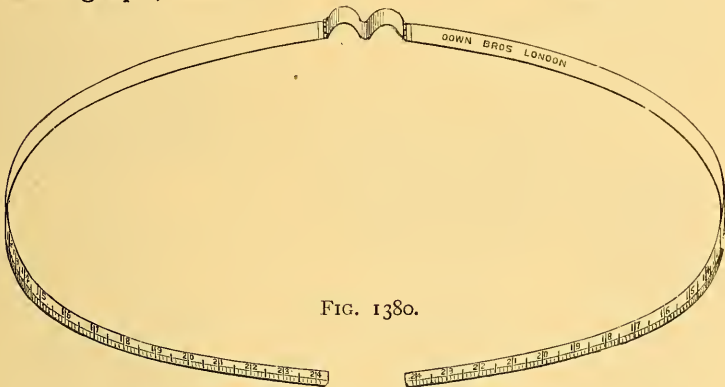


FIG. 1380.

Cyrtometers, of soft metal, hinged (Fig. 1380),  
each, 7s. 6d. ; in case o 10 6

Diagrams for recording Diagnoses, Daniellson's,—	Per book containing	25	50	100
Brain (S. I. Ext. Surfaces) 6 diagrams . . . . .	2/3	4/—	7/6	7/6
Ditto (S. II. Vert. Sections) 12 diagrams . . . . .	2/3	4/—	7/6	7/6
Ditto (S. III. Sp. Cord and Med. Obl.), 6 diagrams . . . . .	2/3	4/—	7/6	7/6
Thorax and Abdomen (showing visc.) front and back . . . . .	1/—	1/6	2/6	2/6
Ditto (without visc.) ditto . . . . .	—	1/—	2/—	2/—
Body (with nerve regions), front and back . . . . .	2/—	3/6	6/—	6/—
Ditto (plain outlines), ditto . . . . .	1/6	2/9	5/—	5/—
Head (with nerve regions, 2 side-views) . . . . .	1/—	1/9	3/—	3/—
Ditto (plain outlines), 4 diagrams . . . . .	1/6	2/9	5/—	5/—
Obstetr. and Gynæcol, 4 diagrams . . . . .	2/—	3/6	6/—	6/—
Deformities, 16 diagrams . . . . .	1/6	2/9	5/—	5/—
Eye, 6 diagrams . . . . .	1/6	2/6	4/6	4/6
Diagrams, for recording Ophthalmoscopic Observations, 2 diagrams . . . . .	1/—	1/9	3/—	3/—

Instruments for General Diagnosis, *continued.*

Diagrams, *continued.*—

	<i>Per book containing</i>	25	50	100
Larynx, 4 diagrams . . . . .		1/-	1/9	3/-
Nose, 8 diagrams . . . . .		2/-	3/6	6/-
Ear, 8 diagrams . . . . .		2/-	3/6	6/-
Bones and Joints (33 different aspects) . . . . .		—	2/-	—
Forms of Instruction to Patient and Nurse . . . . .		—	—	1/-
Case Sheets, suggested by Dr. Cosgrave . . . . .		1/-	1/6	2/6
Portfolios, to hold case-sheets, with alphabetical compartments, fitted with blotting pad and compartments to hold diagrams . . . . .			<i>each</i>	
			3/-	
Fine Leather Case, with catch, to hold case-sheets . . . . .			7/6	
Pocket Case Books, bound in strong cover, with indexes for names and diseases, fitted with a pocket to hold diagrams, and an indelible blue pencil to mark them, arranged to take 50 cases, pages numbered . . . . .				2/-

*India-rubber Stamps for producing Diagrams made to order.*

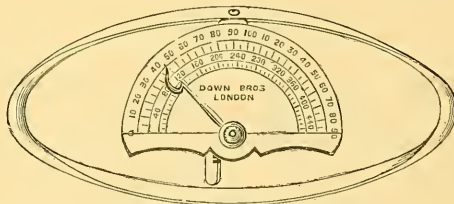


FIG. 1381.

Dynamometer (*Fig.* 1381), each, £1 17s. 6d.; in case £ s. d.  
2 2 0

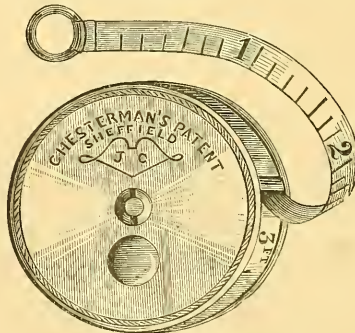


FIG. 1382.

Instruments for General Diagnosis, *continued.*

Measures, Pocket ( <i>Fig. 1382</i> ),—	£	s.	d.
3-feet Tapes, brass cases, English and French scales, each	0	2	0
5-feet ditto, ditto, ditto . . . . .	0	3	0
3-feet Steel Tapes, German silver cases, ditto . . . . .	0	3	6
5-feet ditto, ditto, ditto . . . . .	0	4	6




FIG. 1383.




FIG. 1384.

Portable Lamp ( <i>Fig. 1383</i> ) . . . . .	each	0	13	6
Ditto, to take apart and close up ( <i>Fig. 1384</i> ) . . . . .	„	0	15	6
Ditto, Bailey's, to use with candle . . . . .	„	0	12	6

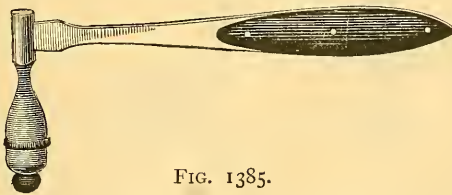


FIG. 1385.

Percussors,—	each	£	s.	d.
Bennett's ( <i>Fig. 1385</i> ), with Pleximeter, in case . . . . .	each	0	9	6
Ivory Thimbles . . . . .	„	0	1	3

Instruments for General Diagnosis, *continued.*

FIG. 1386.

Percussors, *continued.*—

On whalebone stem ( <i>Fig.</i> 1386) . . . . . each	£	s.	d.
	0	3	0

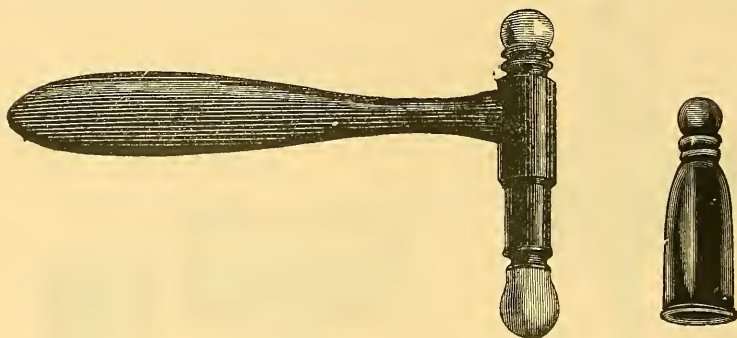


FIG. 1387.

FIG. 1388.

Traube's, with vulcanite handles ( <i>Fig.</i> 1387) . . . . . each	0	3	0
Vulcanite Thimbles, with rubber tips ( <i>Fig.</i> 1388). „	0	1	6



FIG. 1389.

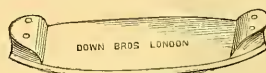


FIG. 1390.

## Plessers and Pleximeters,—

Circular, boxwood ( <i>Fig.</i> 1389) . . . . . each	0	1	0
Ivory Oval ( <i>Fig.</i> 1390) . . . . . „	0	1	9
Ditto, graduated . . . . . „	0	2	0

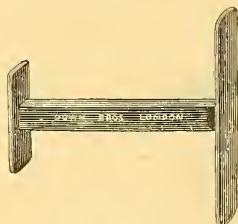


FIG. 1391.



FIG. 1392.

Sansom's, vulcanite ( <i>Fig.</i> 1391) . . . . . each	0	2	0
Traube's, ivory, with metal hinges ( <i>Fig.</i> 1392) . „	0	4	0




Instruments for General Diagnosis, *continued.*

FIG. 1393.

## Sphygmographs,—

		£	s.	d.
Dudgeon's ( <i>Fig. 1393</i> )	. . . . .	2	5	0
Mahomed's.	. . . . .	6	6	0
Mortimer Granville's .	. . . . .	3	13	0

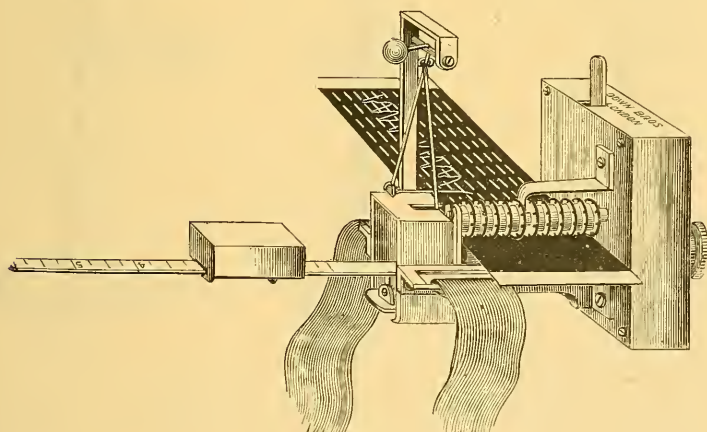


FIG. 1394.

Richardson's ( <i>Fig. 1394</i> )	. . . . .	2	15	0
Papers for use with same	. . . . . per box of 200	0	1	6
Rests, steel, for use with same	. . . . .	0	17	6

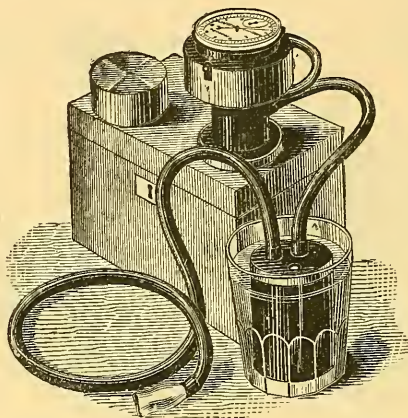
Instruments for General Diagnosis, *continued.*

FIG. 1395.

## Spirometers,—

		£	s.	d.
Hutchinson's	each	4	4	0
Lowne's ( <i>Fig.</i> 1395)	„	4	16	0



FIG. 1396.



FIG. 1397.



FIG. 1398.

## Stethoscopes,—

Andrews' ( <i>Fig.</i> 1396)	each	0	3	6
Barron's	„	0	3	3
Billing's	„	0	2	0
Burrows'	„	0	2	6
Ditto, with india-rubber Ring for Percussion	„	0	3	6
Ditto, with ivory Ear-platè ( <i>Fig.</i> 1397)	„	0	3	6

Instruments for General Diagnosis, *continued.*

Stethoscopes, *continued.*—

£ s. d.

Burrows', with ivory Ear-plate and india-rubber Ring  
for Percussion (*Fig. 1398*) . . . . . each 0 5 6



FIG. 1399.



FIG. 1400.



FIG. 1401.



Celluloid (*Fig. 1399*) . . . . . each 0 2 6  
 Ditto, with metal stems (*Fig. 1400*), coraline mount-  
 ings . . . . . each 0 3 6  
 Ditto, ditto, imitation amber, ivory or tortoiseshell  
 mountings . . . . . each 0 5 0  
 Dobell's (*Fig. 1401*) . . . . . ,, 0 3 6



FIG. 1402.

Fergusson's (*Fig. 1402*), birch, cedar, or pine . . . . . each 0 2 6

Instruments for General Diagnosis, *continued.*

FIG. 1403.

Stethoscopes, *continued,*—

		£	s.	d.
Folding ( <i>Fig. 1403</i> ) . . . . .	each	0	5	6
Ditto, with celluloid Ear-plate . . . . .	„	0	6	6

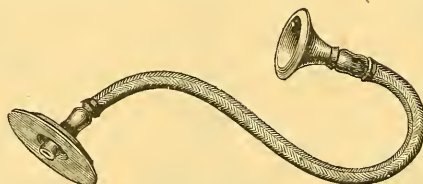


FIG. 1404.

Golding-Bird's Flexible ( <i>Fig. 1404</i> ) . . . . .	each	0	5	6
--	------	---	---	---




FIG. 1405.



FIG 1406.



FIG. 1407.



Instruments for General Diagnosis, *continued.*

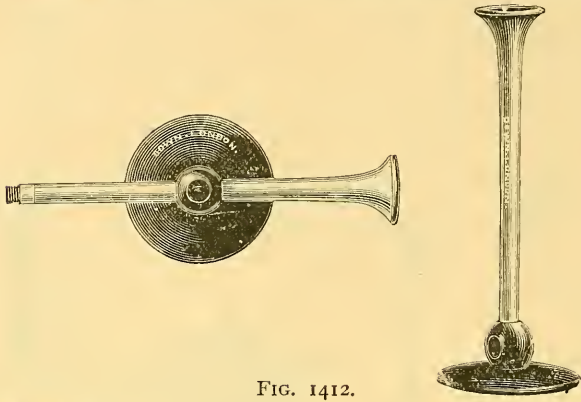


FIG. 1412.

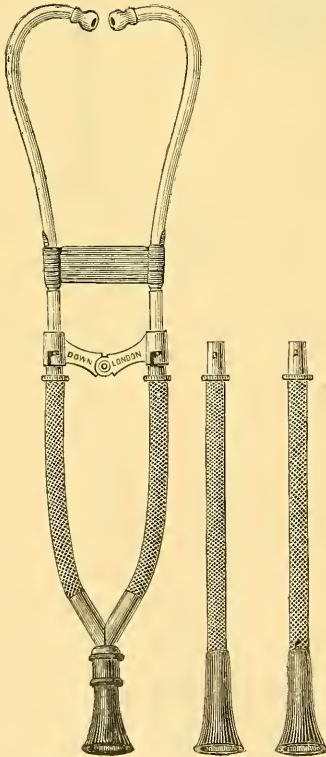


FIG. 1413.

FIG. 1414.

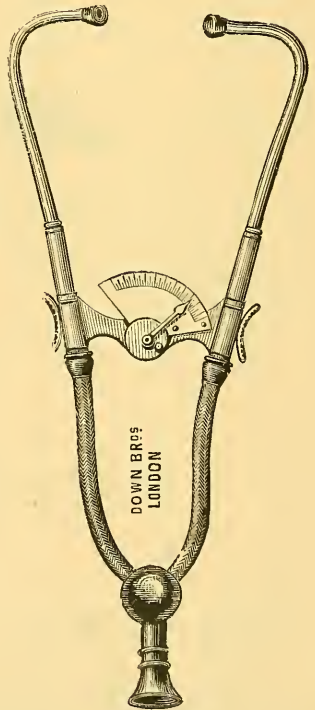


FIG. 1415.

Instruments for General Diagnosis, *continued.*

	£	s.	d.
Binaural Stethoscopes ( <i>Fig.</i> 1413) . . . . . each	0	16	0
Differential ends in addition ( <i>Figs.</i> 1413 and 1414) ,,	1	1	0
Palmer's Dial ( <i>Fig.</i> 1415) . . . . . ,,	1	5	0

*Fig.* 1415 consists of the ordinary Binaural Stethoscope with the addition of a graduated dial-plate, thus adapting it for use as calipers for taking accurate diametric measurements of the chest, head, etc.

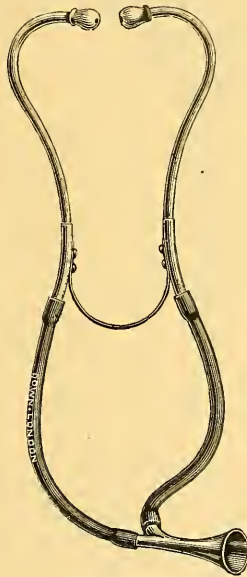


FIG. 1416.

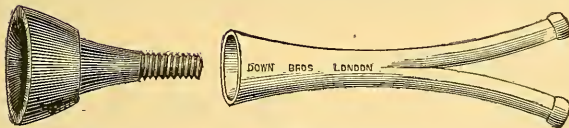


FIG. 1417.

Portable Binaural Stethoscopes (*Fig.* 1416), fitted with improved Chest-piece (*Fig.* 1417), the outer rim of which screws off, leaving a smaller size for children, etc. . . . each, ebony, 10s. 6d.; ivory 0 12 6

Instruments for General Diagnosis, *continued.*

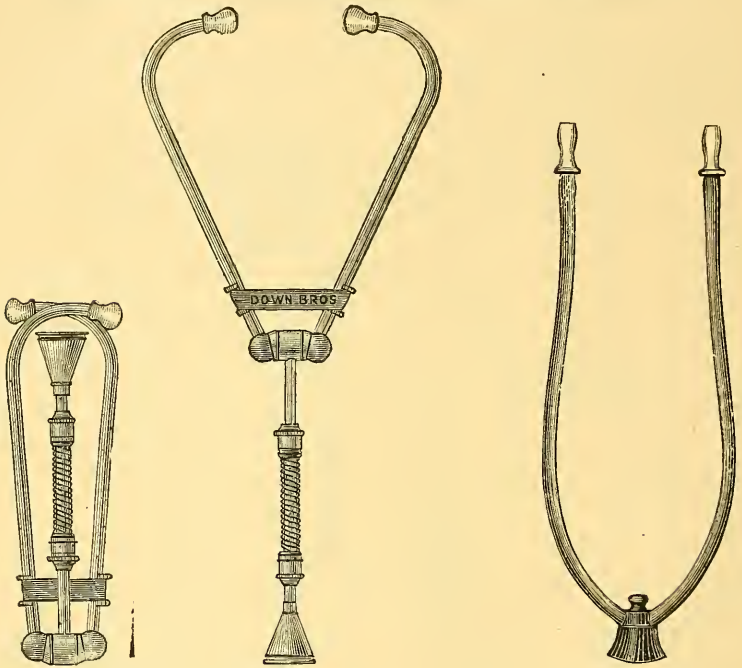


FIG. 1418.

FIG. 1419.

Binaural Stethoscopes, *continued.*—

	£	s.	d.
Portable Binaural Stethoscopes, Gowan's ( <i>Fig. 1418</i> ), with continuous metal conduction throughout, each	1	5	0
Ditto, Sterne's ( <i>Fig. 1419</i> ), consisting of vulcanite mounts, connected by india-rubber tubes . each	0	4	6



FIG. 1420.

Thermometers, Clinical,—

"Double Patent," with indestructible and magnifying index ( <i>Fig. 1420</i> ), in boxwood cases, 3½-in., 4-in., and 5-in. . . . . each	0	6	6
"One Minute," ditto, ditto . . . . . "	0	8	0



FIG. 1420A.

"Ruby Back," ditto, ditto ( <i>Fig. 1420A</i> ) . . . . .	0	8	0
---	---	---	---



## FRAGILE INSTRUMENTS.

**DOWN BROS.** beg respectfully to notify that they do not hold themselves responsible for the breakage of goods in transit. Instruments of a fragile nature receive the utmost care in packing, but are only supplied at the risk of purchasers.




Instruments for General Diagnosis, *continued.*

FIG. 1421.

Thermometers, Clinical, *continued.*—

	£	s.	d.
“Single Patent,” with indestructible index ( <i>Fig.</i> 1421), in boxwood cases, 3½-in., 4-in., and 5-in. . each	0	3	0
“One Minute,” each, 5s. 6d. ; “Ruby Back” . ,	0	5	6

*Kew certificates, 1s. 6d. each extra.*

CASES FOR THERMOMETERS (3d. deducted for boxwood cases if not required), aluminium, each, 1s. 3d. ; nickel, 9d. ; plated, 1s. ; ditto, bayonet catch, 1s. 6d. ; silver, stout, hall-marked . . . . . 0 4 0




FIG. 1422.

Immisch's Patent “Watch” Clinical Thermometers, with latest improvements (*Fig.* 1422),

each, 19s. 6d. ; silver, gold	2	5	6
-------------------------------	---	---	---

*Kew certificates, 1s. 6d. each extra.*

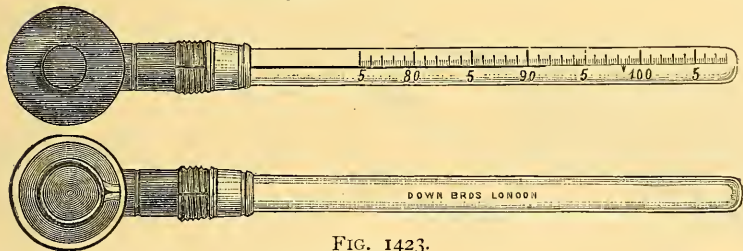


FIG. 1423.

## Thermometers, Surface,—

Horizontal Stems ( <i>Fig.</i> 1423), with ring or coiled bulbs, each, £1 ; Vertical Stems, ditto . . . . . each	1	0	0
---	---	---	---

*If with Magnifying Index, 4s. each extra.*

*Kew certificates, 1s. 6d. each extra.*

Instruments for General Diagnosis, *continued.*

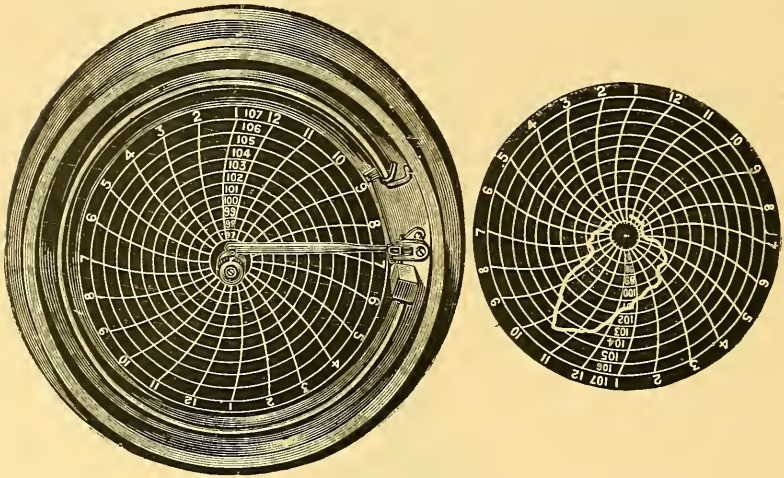


FIG. 1424.

	£	s.	d.
Thermograph, Bowkett's ( <i>Fig. 1424</i> ) . . . . .	5	5	0
Temperature Charts, Daniellson's, in books of 50 and 100 . . . . .	0	2	6
Down's "Hospital," Registered . . . . .	0	2	3
Ditto, "4-hour," Registered . . . . .	0	2	6
Reynolds & Branson's "Visiting List" . . . . .	0	1	0
Triple Pocket Lenses, for examining skin, etc., each	0	2	6

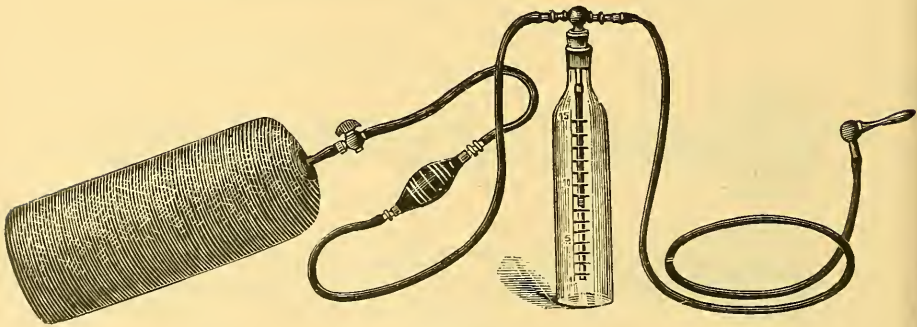


FIG. 1425.

Morel's Apparatus (*Fig. 1425*), for administering sulphuretted hydrogen per rectum in phthisical cases . . . . . 2 5 0

Instruments for General Diagnosis, *continued.*



FIG. 1426.

Percusso-Punctator, Mr. J. Brindley James's (*Fig. 1426*), Registered . . . . . each

£	s.	d.
I	I	0

*For the treatment of rheumatism, lumbago, and obstinately persistent neuralgic affections by acupuncture.*

**URINE-TESTING APPARATUS.**

Alexander's Test Case, containing 3 Stopped Bottles in vulcanite cases, Urinometer and Trial Glass, Test Tubes, Pipette, Spirit Lamp, Forceps, and Thermometer . . . . .

2	2	0
---	---	---

Beale's Test Cabinet, containing 8 Pipette Stopped Bottles, Spirit Lamp, Urinometer and Trial Glass, Pipette, Test Tubes, Test Tube-holder, Microscopic Slides and Covers, Watch Glasses, Litmus and Turmeric Papers, and Forceps . . . . .

2	2	0
---	---	---




FIG. 1427.

Oliver's Test Case, nickel-plated (*Fig. 1427*), containing packet each Mercuric and Ferrocyanic Test

F F

**Urine-Testing Apparatus, *continued.***

**Oliver's Test Case, *continued.***—

£ s. d.

Papers for Albumen (for qualitative or quantitative use), Packet Indigo Carmine Test Papers for Sugar (qualitative or quantitative), Peptone Bile Test Papers (qualitative), Acidity Test Papers (quantitative); also Standard Opacity, Specific Gravity Bulb, 2 Graduated Tubes, Pipette and Forceps .

o 12 6

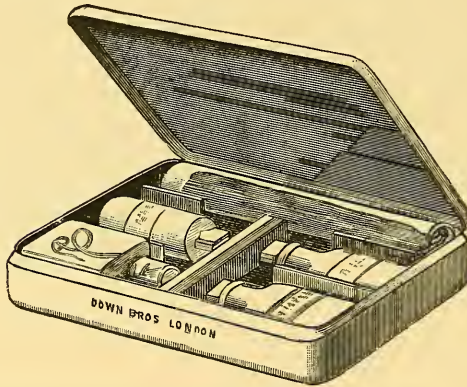


FIG. 1428.

**Pavy's Test Case, nickel-plated (Fig. 1428), containing 3 Stoppered Bottles for Pellets, Ferrocyanic (for albumen), Citric (for acidulating the urine), and Cupric (for sugar), Litmus and Turmeric Papers, Spirit Lamp, Urinometer, and Trial Glass each, 10s. 6d.; complete with pellets**

o 12 o

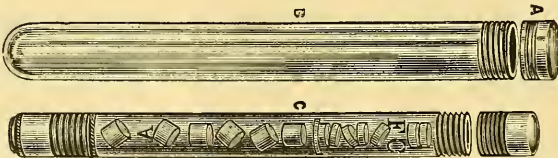


FIG. 1429.

**Pavy's Test Case, for Albumen (Fig. 1429), with pellets**

o 3 6

*" These Pellets afford a ready, portable, reliable, and delicate clinical test for albumen. They require no spirit lamp to be employed, and supply information which can be accepted without needing the application of any other test for correction or corroboration. When albumen is present, it does not fail to be indicated by the production of a precipitate; and, on the other*

Urine-Testing Apparatus, *continued.*Pavy's Test Case, *continued*,—

£ s. d.

*hand, when a precipitate, is produced, albumen, as far as I yet know, is the only principle that occurs in the urine to occasion it. With these qualities, the ferrocyanic test commends itself as specially adapted for general use in medical practice.*"—*Lancet*, June 13th, 1885.

Prout's Cabinet, containing 3 Cap Bottles, Spirit Lamp, Urinometer, Trial Glass, Test Tubes, Test Tube-holder, Thermometer, Pipette and Test Papers . . . . . each	1	5	6
Test Cabinet, for hospital wards, upright, with doors in front, with lock and key, containing 8 Stopped Bottles, Urinometer and Trial Glass . . . . . each	1	5	6
Test Stand, hospital pattern (as made for St. Saviour's Infirmary), plain mahogany, containing 6 Stopped Bottles, Spirit Lamp, and 12 Test Tubes, with broad slab in front to form counter for testing, each	0	12	6

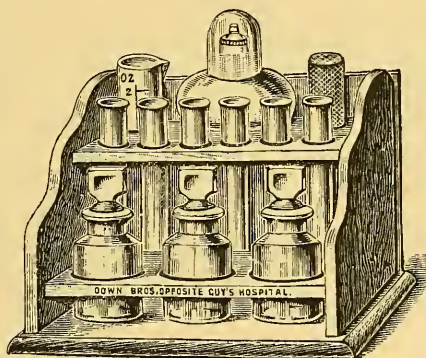


FIG. 1430.

Test Stand, Mahogany ( <i>Fig.</i> 1430), containing 3 Stopped Bottles, Urinometer and Trial Glass Spirit Lamp, and 6 Test Tubes . . . . .	0	13	6
Test Stand, Mahogany ( <i>Fig.</i> 1431), containing 4 Stopped Bottles, Urinometer and Trial Glass, Spirit Lamp, 6 Test Tubes, Pipette, Stirring Rod, 6 Books each Litmus and Turmeric . . . . .	1	0	0
Test Stand, Mahogany, suggested by Dr. Stoker, of Dublin ( <i>Fig.</i> 1432), containing 4 Stopped Bottles, Urinometer and Trial Glass, 4 Conical Test Glasses, with glass covers and ground feet (for			

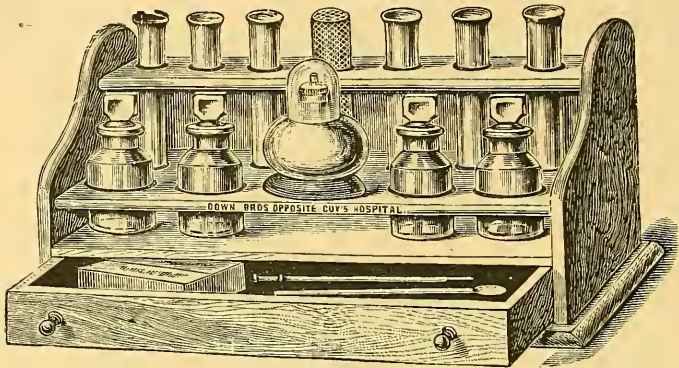
Urine-Testing Apparatus, *continued.*

FIG. 1431.

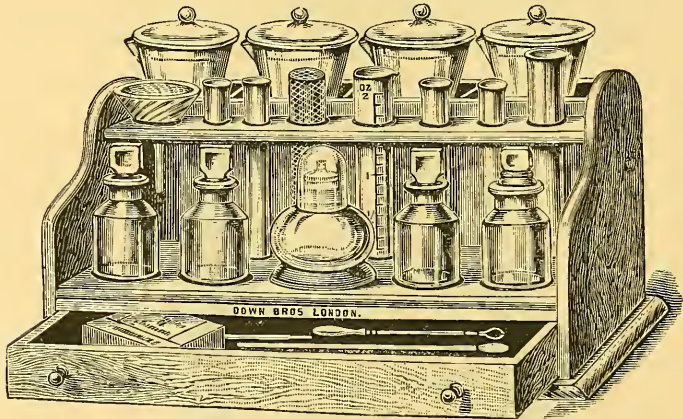


FIG. 1432.

Test Stand, *continued.*—

writing on with lead-pencil), Spirit Lamp, Funnel,	£	s.	à.
6 Test Tubes, Test Tube-holder, Forceps for			
holding test paper, Pipette, Stirring Rod, 6 Books			
each Litmus and Turmeric . . . . .	1	15	6
<b>Test Stand, mahogany (Fig. 1433), containing 6 narrow-</b>			
<b>mouth Stoppered Bottles, Chalk's Drop Bottle,</b>			
<b>Spirit Lamp, Urinometer, Trial Glass, 6 Test</b>			
<b>Tubes, Blowpipe, Platinum Foil and Wire, Test</b>			
<b>Tube-holder, Stirring Rod, Pipette, Box each</b>			
<b>Litmus and Turmeric, Forceps for holding Test</b>			
<b>Papers, Microscopic Glasses and Covers, Watch</b>			
<b>Glasses, Thermometer, and Stanhope Lens . . . . .</b>	1	16	0



Urine-Testing Apparatus, *continued.*




FIG. 1433.

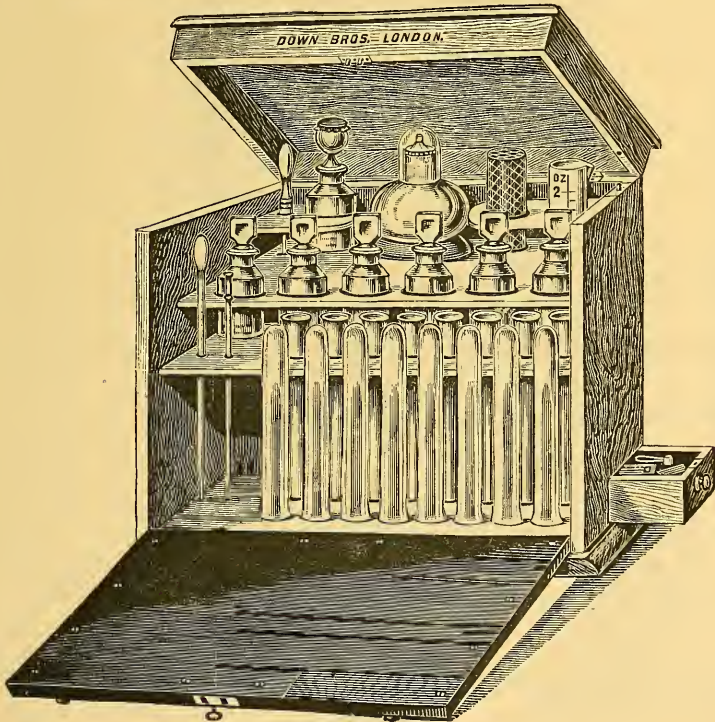


FIG. 1434.

Urine-Testing Apparatus, *continued.*

£ s. d.

<b>Test Cabinet</b> , mahogany, closed, the front falling down to form counter covered with vulcanite to resist action of acids ( <i>Fig.</i> 1434), containing 6 narrow-mouth Stoppered Bottles, Drop Bottle, Spirit Lamp, Urinometer, Trial Glass, 8 Test Tubes, Blowpipe, Platinum Foil and Wire, Test Tube-holder, Stirring Rod, Pipette, Box each Litmus and Turmeric, Forceps for holding Test Papers, Microscopic Slides and Covers, Watch Glasses, Thermometer, and Stanhope Lens . . . . .	3 3 0
---	-------

*The Bottles for these Test Stands and Cabinets can be engraved at 6s. per dozen extra.*

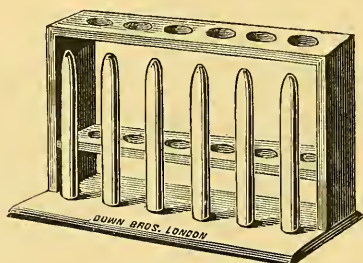


FIG. 1435.

<b>Test Tube Stands</b> ( <i>Fig.</i> 1435), plain mahogany, with pegs for drying, to hold 6, each, 3s. 6d. ; to hold 12	0 4 9
<b>Johnson's Apparatus</b> for estimating amount of Sugar in Urine . . . . .	0 17 6
<b>Pavy's Apparatus</b> for estimating amount of Sugar in Urine ( <i>Fig.</i> 1436) . . . . .	0 17 6
Ammoniated Cupric Test . . . . . per pint	0 3 6
Deliver Pipette, 10 c.c. . . . . each	0 1 0
Hermetically Sealed Glass Tubes, containing 10 c.c. of Test . . . . . per doz.	0 7 6
Measuring Flask, 100 c.c. . . . . each	0 1 0
Ditto on foot, 100 c.c. . . . . ,,	0 1 3
Ditto, ditto, 100 c.c. in $\frac{1}{2}$ c.c. . . . . ,,	0 2 3
<b>Russell &amp; West's Apparatus</b> for estimating amount of Urea . . . . .	0 10 6


Urine-Testing Apparatus, *continued.*

FIG. 1430.

Squibb's Apparatus, for estimating amount of Urea £ s. d.  
 (Fig. 1437), in card case, 7s. 6d.; in wood box,  
 with bottle of solution . . . . . 0 10 0

"Mr. Martindale (*British Medical Journal*, November 29th, 1884, p. 1080) has introduced to the profession on this side of the Atlantic the exceedingly simple and ingenious method devised by Squibb of New York, for facilitating the

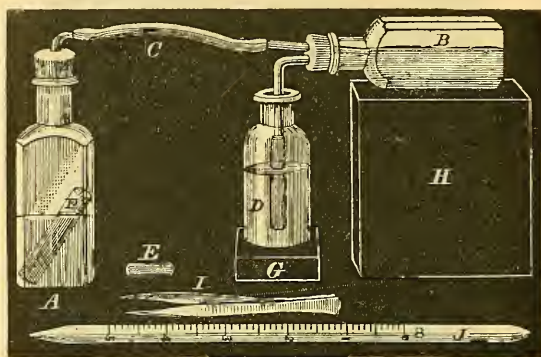
Urine-Testing Apparatus, *continued.*

FIG. 1437.

estimation of urea. A reference to the engraving explains how simple the apparatus is. An ounce and a half of *Liquor Sodæ Chloratæ* (U.S.) is measured off and placed in Bottle A, together with a measure F, containing 4 c.c. of urine. Bottle B, which communicates with A by means of india-rubber piping, is filled with water, and the pressure so regulated that, when in position, no water escapes by the overflow pipe into receiver D. All being ready, the urine is mixed with the chlorinated solution by gently tilting up A. Nitrogen gas is disengaged and passed over to B, forcing a portion of the water out into D. When all the gas is disengaged and no more bubbles pass over to B, a short period, about ten minutes, which may be shortened by plunging A into cold water, must be allowed to elapse, in order that the contents may cool. When the pressure between A and B is restored, which is known by no water being sucked up from D into the overflow pipe of B, then the contents of D can be measured with a specially graduated pipette, and as each measure represents .0027 grm. of urea, the calculations can be easily made. This process is likely to become popular, on account of its simplicity, the cheapness of the apparatus, and, above all, its portability, for it can be carried in the tail pocket of an ordinary coat, so that clinical clerks can carry it with them on their rounds taking notes. If they set the process going when they first begin their visit to their patient, they will find the water in receiver D ready for them to measure when they have finished their notes. My experience [Dr. Ralfé's] of the method is that it gives very fair approximate results, and is sufficiently accurate for clinical purposes." — Extract from "The Year-Book of Treatment" for 1884, p. 63.

See also *Lancet*, October 11th, 1884, p. 653.

## Accessories,—

	£	s.	d.
Albumimetre, Esbach's . . . . .	each,	2s.	3d. ; in case
Blowpipes, brass curved . . . . .		0	3
Ditto, German silver ( <i>Fig.</i> 1282, <i>page</i> 360) . . . . .		0	0
Chalk's Drop Bottles ( <i>Fig.</i> 1438). . . . .		0	1
Drop Bottles, with grooved stoppers ( <i>Fig.</i> 1439), $\frac{1}{2}$ -oz.		0	12
and 1-oz. . . . .		per doz.,	3s. and
		0	4

Urine-Testing Apparatus, *continued.*



FIG. 1438.



FIG. 1439.

Accessories, *continued*,—

Drop Tubes (*see page 501*).

Litmus, Blue or Red . . . . .	per box	0	1	0
Nitric Acid Capsules . . . . .	per doz.	0	3	0

£ s. d.

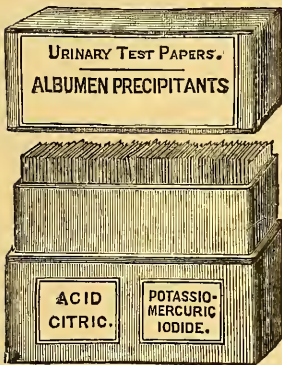


FIG. 1440.

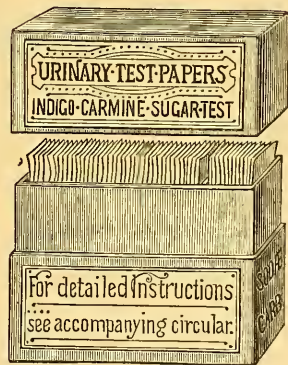


FIG. 1441.

DR. OLIVER'S TEST PAPERS AND APPARATUS,—

Albumen Test Papers (*Fig. 1440*) (available both for qualitative and quantitative estimation),—

I. Potassio-Mercuric Iodide . . . . .	per box	0	1	0
II. Potassium Ferrocyanide . . . . .	per box	0	1	0

Sugar Test Papers (*Fig. 1441*) (available for both qualitative and quantitative estimation),—

Indigo-Carmine . . . . .	per box	0	1	6
--------------------------	---------	---	---	---

Urine-Testing Apparatus, *continued.*

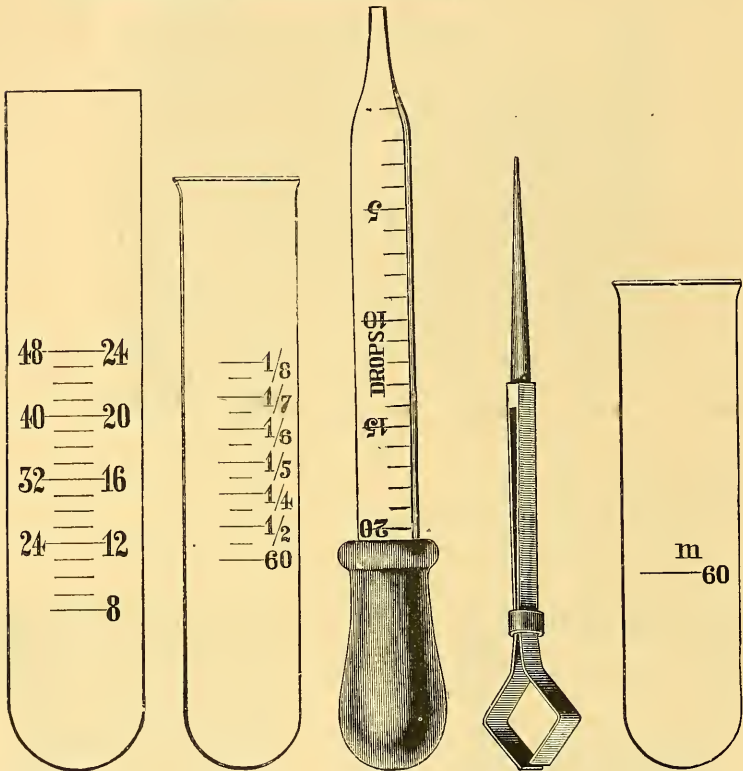


FIG. 1442.

FIG. 1443.

FIG. 1444.

FIG. 1445.

FIG. 1446.

Accessories, *continued.*—

DR. OLIVER'S TEST PAPERS, ETC., <i>continued.</i> —		£	s.	d.
Peptone Bile Test Papers	per box	0	1	6
Acidity Test Papers	"	0	1	6
Specific Gravity Tube ( <i>Fig. 1442</i> ) and Bead	"	0	3	6
Graduated Albumen Tube ( <i>Fig. 1443</i> )	each	0	1	6
Pipette ( <i>Fig. 1444</i> )	"	0	0	8
Clip, for Test Papers ( <i>Fig. 1445</i> )	"	0	1	0
Test Tube, with 60-m. graduation ( <i>Fig. 1446</i> )	"	0	0	6
Oliver's Work on Bedside Urine Testing	"	0	3	6
PAVY'S PELLETS, Cupric, for Sugar Testing	per bottle	0	1	6
PAVY'S PELLETS, Ferro-cyanic, for Albumen, the Ferro-cyanide and Citric Acid in separate bottles, per packet	"	0	1	6
PIPETTES	per doz.	0	6	0
SPIRIT LAMPS	each, 1s., 1s. 9d., and	0	2	3

Urine-Testing Apparatus, *continued.*

FIG. 1447.



FIG. 1448.

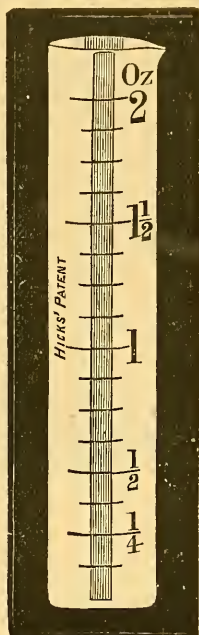


FIG. 1449.



FIG. 1449A.

Accessories, *continued.*—

	£	s.	d.
STIRRING RODS . . . . .	per doz.	0	3 0
TEST GLASSES, graduated each, 1s. 3d. ; enamelled (Fig. 1449) . . . . .	each	0	2 0
TEST TUBE-HOLDERS . . . . .	each, 1s. and	0	1 6
TURMERIC BOOKS . . . . .	per box	0	1 0
URINOMETER, glass (Fig. 1447) . . . . .	each	0	3 0
Ditto, with Test Glass, in case . . . . .	„	0	4 6
Ditto, Patent, with Foot (Fig. 1448) . . . . .	„	0	5 0
Ditto, ditto, with Enamelled Glass Tubes (as Fig. 1449), in case . . . . .	each	0	7 6
PATENT BEAD URINOMETER (Fig. 1449A), in neat case . . . . .	each	0	5 6

Fig. 1449A represents a new patent form of Urinometer combined with trial glass. It consists of a glass tube in which are placed four small specific gravity bulbs of different colours. The top or green bulb will float in the tube when a specific gravity of 1017 is reached in the Urine, the purple bulb floats at 1019, the blue at 1021, and the red at 1030. It is extremely portable and occupies little more room in the pocket than an ordinary clinical Thermometer.

Urine-Testing Apparatus, *continued.*

Accessories, <i>continued</i> ,—		£	s.	d.
TEST GLASSES, on Feet,—				
Conical, 2-oz., per doz. 7s. ; 6-oz.	per doz.	0	10	0
Ditto, with ground feet, 6-oz.	„	0	12	0
Ditto, ditto, 6-oz., and glass covers	„	1	1	0
Cylindrical, 2-oz. (5½-in. × 1⅜-in.)	„	0	8	6
Cylindrical, with Conical bottom (5-in. deep inside, as used at St. Thomas's), 4-oz.	per doz.	0	11	6
Ditto, ditto, 5-oz. (6-in. deep inside)	„	0	12	6
TEST TUBES, best English make,—				
⅜-in. ½-in. ⅝-in. ¾-in. diam.				
5-in., per doz. 9d.	1/-	1/3	1/6	
6-in., „ 10d.	1/2	1/6	1/9	
Ditto, ditto, in nests of 6	per nest	0	0	9
TEST TUBES, German make,—				
⅜-in. ½-in. ⅝-in. ¾-in. diam.				
5-in., per gross 6/-	6/6	7/-	8/-	
6-in., „ —	7/-	8/6	10/-	
Ditto, ditto, in Nests of 6	per nest	0	0	6
THERMOMETERS, with ivory scales	each	0	3	9

## DISLOCATION AND FRACTURE APPARATUS.

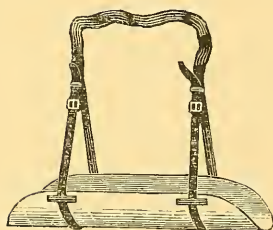


FIG. 1450.




FIG. 1451.

## Dislocation Apparatus, Arm Slings, etc.,—

Arm Slings, Fisher's (*see page 439*).Arm Slings, without Elbow, patent leather (*Fig. 1450*)

	each	0	7	6
Ditto, ditto, plain leather.	„	0	5	6
Ditto, with Elbow ( <i>Fig. 1451</i> ), patent leather	„	0	10	6
Ditto, ditto, plain leather.	„	0	8	6
Ditto, ditto, sliding ( <i>Fig. 1452</i> ), patent leather	„	0	14	0
Ditto, ditto, ditto, plain leather	„	0	11	9



Dislocation and Fracture Apparatus, *continued.*

Dislocation Apparatus, Arm Slings, etc., *continued,—*

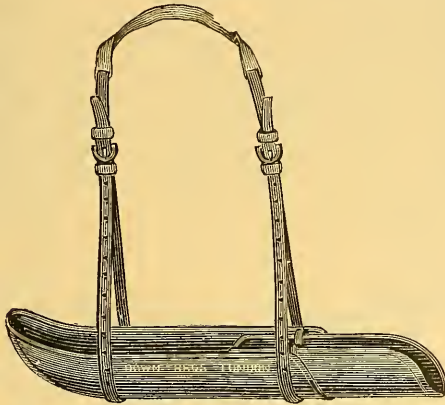


FIG. 1452.

	£	s.	d.
Arm Slings, wire frame, with Elbow, alpaca covered, each	0	8	6
Ditto, ditto, silk covered . . . . . „	0	11	6

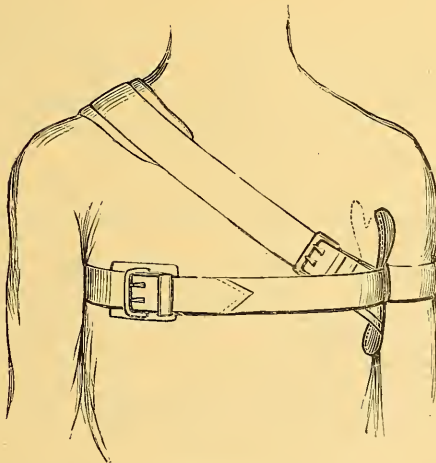


FIG. 1453.

Clavicle Bandages, Ellis's, for dislocated or fractured clavicle ( <i>Fig.</i> 1453) . . . . . each	0	18	0
Ditto, Spring Pad, for dislocated clavicle . . . . . „	0	10	6

Dislocation and Fracture Apparatus, *continued.*

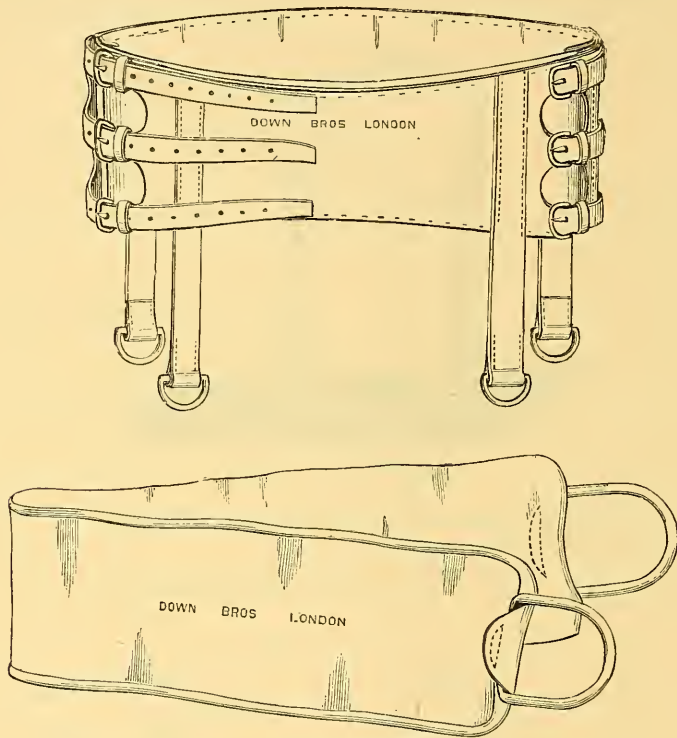


FIG. 1454.

Dislocation Apparatus, Arm Slings, etc., *continued.*—

	£	s.	d.
Dislocation Bandages of strong web and leather (Fig. 1454) . . . . . per set	1	4	0
Ditto Pulleys . . . . . „	0	16	6
Foot Slings, plain leather . . . . . each	0	10	6
Knee Caps, etc. ( <i>see page 452</i> ).			
Shoulder Caps, leather, for dislocated shoulder . . „	0	15	0

Fracture Apparatus,—

BED CRADLES AND FRAMES,—

Guy's Model, with solid base (Fig. 1455), exclusive of the splint . . . . . each	1	7	0
--	---	---	---

*The illustration shows the cradle in use with Mr. Howse's splint for excision of knee.*

Dislocation and Fracture Apparatus, *continued.*

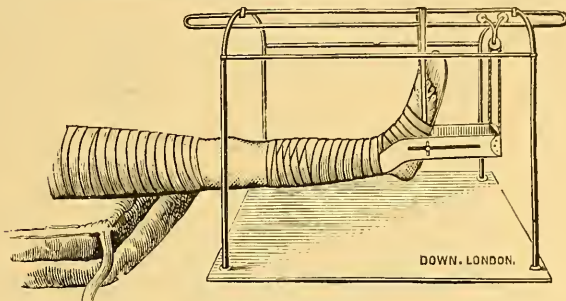


FIG. 1455.




FIG. 1456.

Fracture Apparatus, *continued,*—

£ s. d.

BED CRADLES AND FRAMES, *continued,*—

Lawrence's, wire with wood supports ( <i>Fig. 1456</i> ) each	0	12	0
Ditto, with iron splint and straps, complete . . .	1	5	0
Ditto, improved pattern, entirely of iron . . .	0	17	6

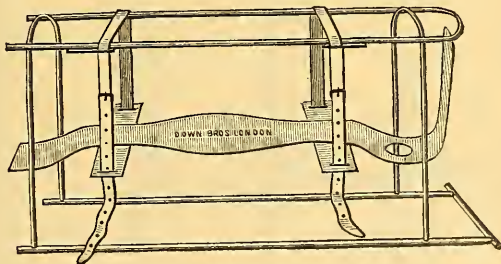


FIG. 1457.

Ditto, ditto, with splint and straps, complete ( <i>Fig. 1457</i> ) . . . . .	1	10	6
---	---	----	---

*Plain wood side pieces are occasionally supplied with Lawrence's splints, per pair, 3s., or can be used with ordinary side splints (Figs. 1493. to 1495).*

Dislocation and Fracture Apparatus, *continued.*

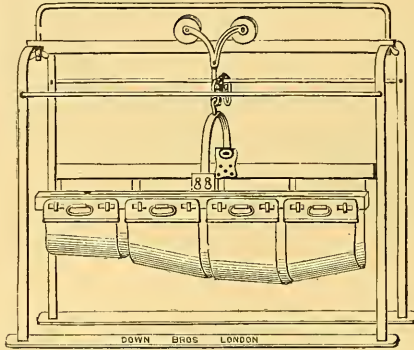


FIG 1458.

Fracture Apparatus, *continued,*—

£ s. d.

BED CRADLES AND FRAMES, *continued,*—

Luke's . . . . .	each	0	10	0
Salter's, with swing ( <i>Fig.</i> 1458). . . . .	„	1	12	6
Ditto, ditto, with set of splints, in box complete . . . . .		3	9	0

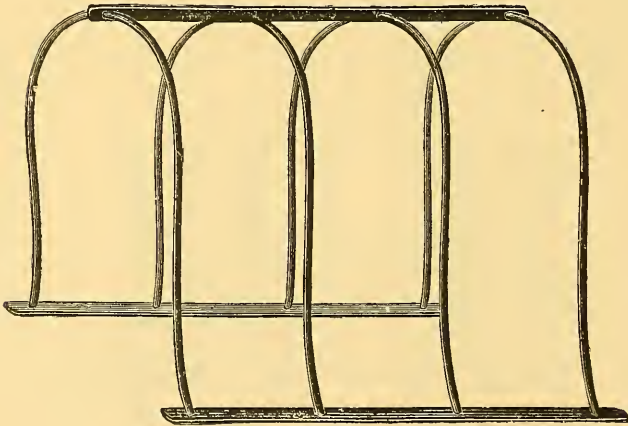


FIG. 1459.

Wire ( <i>Fig.</i> 1459), in three sizes . . . . .	each	0	7	6
Wire, extra large, for body . . . . .	„	0	8	6

Dislocation and Fracture Apparatus, *continued.*

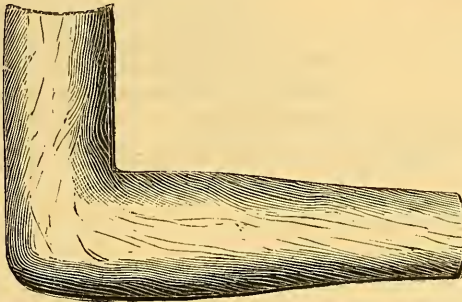


FIG. 1460.

Fracture Apparatus, *continued.*—

£ s. d.

ARM SPLINTS,—

Angular, hollowed (*Fig. 1460*), in sets of 3 pairs

per set o 13 6

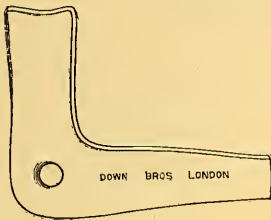


FIG. 1461.

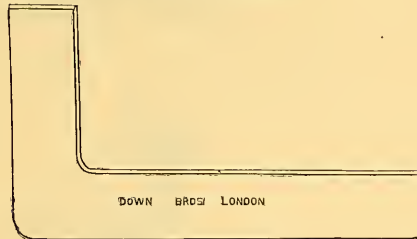


FIG. 1462.

Angular, plain wood (*Fig. 1461*), 3 sizes . per doz. o 8 6

Ditto, ditto, for arm and hand (*Fig. 1462*) ,, o 8 6



FIG. 1463.

Anterior, hollowed (*Fig. 1463*), in sets of 3 per set o 6 o

G G

Dislocation and Fracture Apparatus, *continued.*

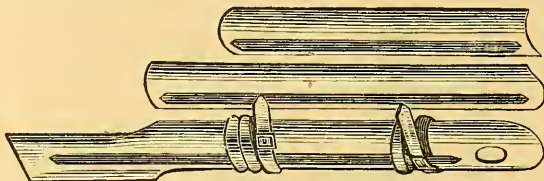


FIG. 1464.

Fracture Apparatus, *continued.*—

ARM SPLINTS, *continued.*—

		£	s.	d.
Clines', in sets of 3 "three's" (Fig. 1464)	per set	0	5	3
Ditto, ditto, made in wire . . . . .	„	0	16	6



FIG. 1465.

Crimean, padded (Fig. 1465), in sets of 3 . . . . .	per set	0	4	0
---	---------	---	---	---

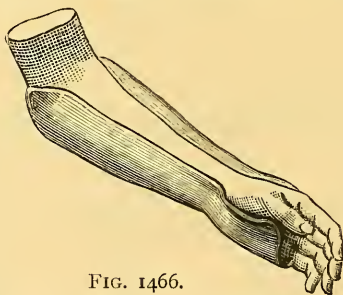


FIG. 1466.

Fisher's Poroplastic Felt Arm Splints, in 6 sizes (Fig. 1466) . . . . .	per set of 6 pairs	1	10	0
---	--------------------	---	----	---

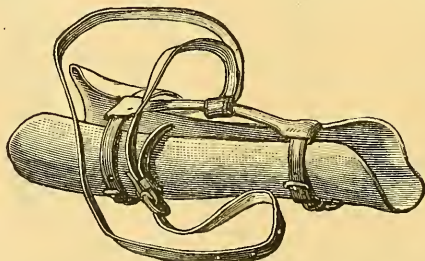


FIG. 1467.

**Dislocation and Fracture Apparatus, *continued.***

**Fracture Apparatus, *continued.***—

£ s. d.

ARM SPLINTS, *continued.*—

Fisher's Poroplastic Felt Arm Splints, mounted as arm slings (*Fig. 1467*) . . . . . each

o 10 6




FIG. 1468.

Jointed wood, to fix at any angle (*Fig. 1468*), in sets of 3 sizes . . . . . per set

o 18 o

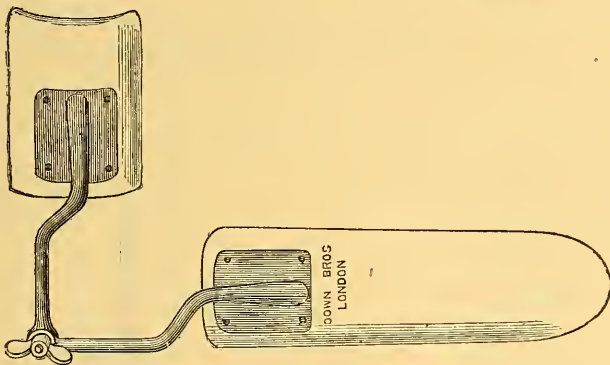


FIG. 1469.

Ditto, ditto, with interruption (*Fig. 1469*), in sets of 3 sizes, per set

1 2 6

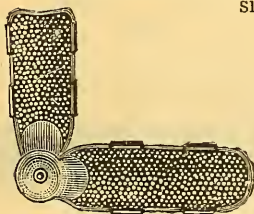


FIG. 1470.

Jointed perforated zinc, to fix at any angle (*Fig. 1470*), in 3 sizes, per pair, 6s.; with set screw, per pair

o 7 6

Ditto, wire, with set screw . . . . . „

o 7 6

Dislocation and Fracture Apparatus, *continued.*

FIG. 1471.

Fracture Apparatus, *continued.*—

	£	s.	d.
Lined Splints ( <i>Fig. 1471</i> ), in sets of 8 pairs, per set,			
small, 2s. ; large	0	2	6



FIG. 1472.

Potts' Hollow ( <i>Fig. 1472</i> ), in sets of 8 pairs, per set	0	5	3
---	---	---	---

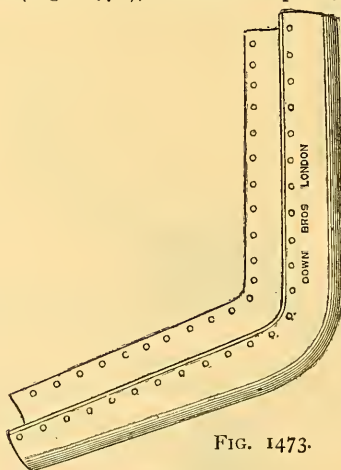


FIG. 1473.

Tin Trough-Splints ( <i>Fig. 1473</i> ), in 3 sizes	. each	0	4	6
---	--------	---	---	---



FIG. 1474.

Zinc, perforated, straight ( <i>Fig. 1474</i> ), in sets of 6 pairs,				
per set	0	12	0	
Wire, straight, in sets of 6	,	0	9	6



Dislocation and Fracture Apparatus, *continued.*

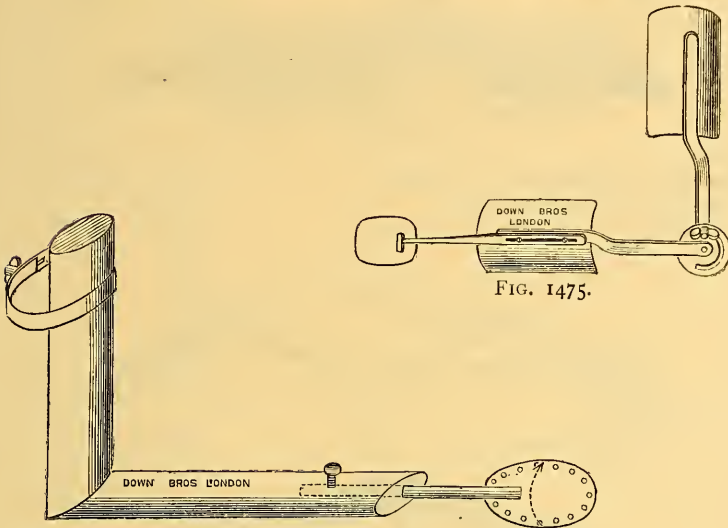


FIG. 1476.

Fracture Apparatus, *continued.*—

£ s. d.

ELBOW SPLINTS,—

Bryant's, for excision, with jointed hand-plate ( <i>Fig.</i> 1475)	. . . . .	each	o	17	6
Heath's, ditto . . . . .	. . . . .	„	1	8	o
Jacobson's, ditto ( <i>Fig.</i> 1476)	. . . . .	„	o	17	6

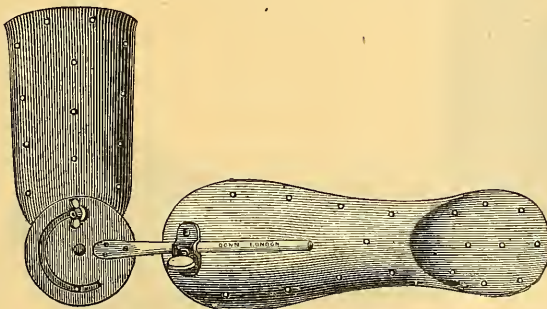


FIG. 1477.

Mason's, ditto ( <i>Fig.</i> 1477)	. . . . .	each	o	18	o
Rack, for extension . . . . .	. . . . .	„	o	15	o

Dislocation and Fracture Apparatus, *continued.*

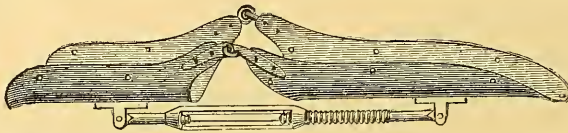


FIG. 1478.

Fracture Apparatus, *continued*,—

£ s. d.

ELBOW SPLINTS, *continued*,—

Screw, for extension (*Fig.* 1478) . . . each 0 12 0

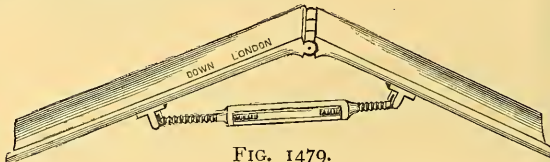


FIG. 1479.

Ditto, ditto, wood (*Fig.* 1479) . . . each 0 9 0

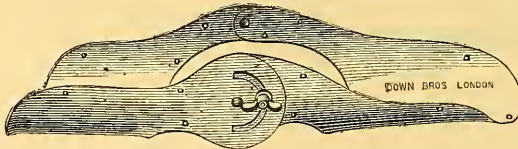


FIG. 1480.

Winchester's (*Fig.* 1480) . . . each 0 7 6

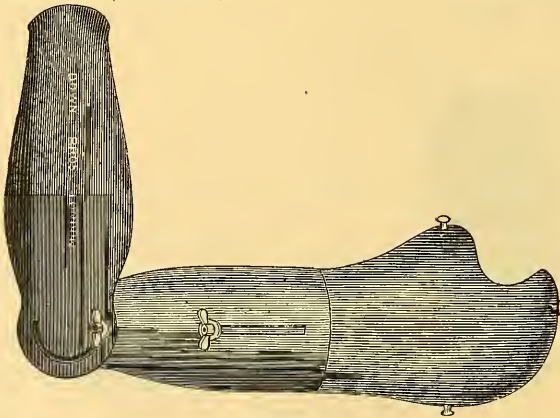


FIG. 1481.

HUMERUS SPLINTS,—

Iron, japanned, with slides for adjusting length (*Fig.*

1481) . . . each 0 15 6

Dislocation and Fracture Apparatus, *continued.*

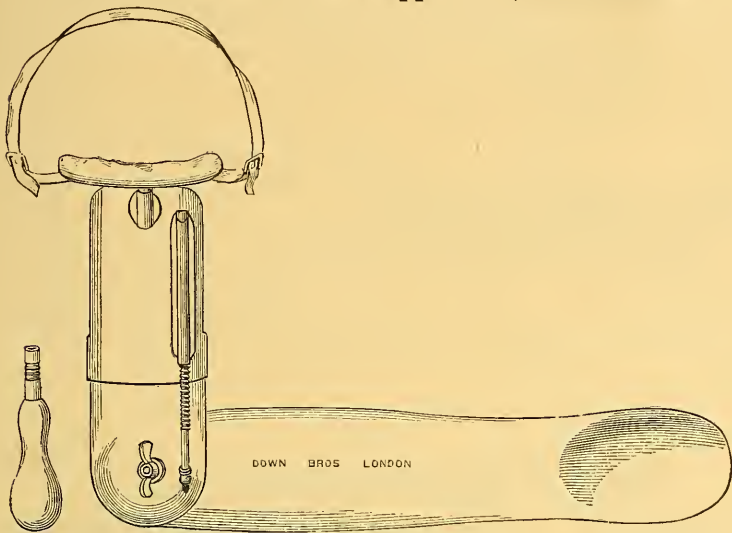


FIG. 1482.

Fracture Apparatus, *continued.*—  
HUMERUS SPLINTS, *continued.*—

£ s. d.

Iron, japanned, with axilla pad and shoulder strap  
(*Fig. 1482*) . . . . . each 0 18 6



FIG. 1483.

RADIUS SPLINTS,—

Carr's (*Fig. 1483*) . . . in sets of 3 pairs, per set 0 9 0

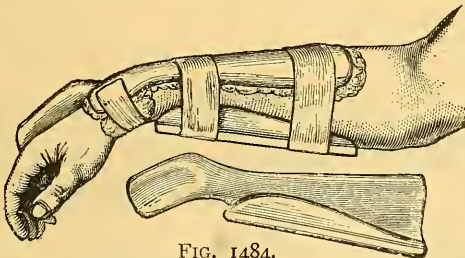


FIG. 1484.

Gordon's (*Fig. 1484*) . . . per pair, right and left 0 7 6

Dislocation and Fracture Apparatus, *continued.*

FIG. 1485.

Fracture Apparatus, *continued.*—

£ s. d.

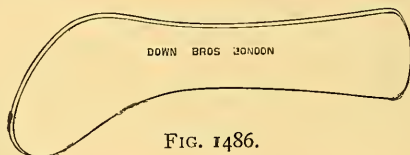
RADIUS SPLINTS, *continued.*—Nèlaton's, with thumb-pieces (*Fig.* 1485) . . . each 0 0 9

FIG. 1486.

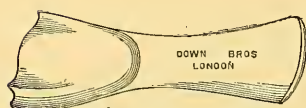
Ditto, without thumb-pieces (*Fig.* 1486) . . . each 0 0 8

FIG. 1487.




FIG. 1488.

## Hand Splints,—

Hawkins' ( <i>Fig.</i> 1487), in 3 sizes . . . . .	per pair	0	8	0
Pemberton's ( <i>Fig.</i> 1488), ditto . . . . .	„	0	6	0



FIG. 1489.

Plain wood ( <i>Fig.</i> 1489) . . . . .	per doz.	0	8	6
Wire . . . . .	per pair	0	6	6



FIG. 1490.

## Finger Splints,—

Perforated Zinc ( <i>Fig.</i> 1490). . . . .	per set of 5 pairs	0	4	6
Tin, Guy's pattern . . . . .	per doz.	0	3	9
Wood, hollowed. . . . .	„	0	3	9

Forceps for Reducing Finger Dislocations (as used at St. Thomas's Hospital) . . . . .	each	1	1	0
---	------	---	---	---

Jaw Splints (*see pages 65 and 66*).

Dislocation and Fracture Apparatus, *continued.*



FIG. 1491.

Leg and Thigh Splints, etc.,—

		£	s.	d.
Amesbury's Box Splint	each	2	5	0
Back Leg Splints, Guy's pattern, wood ( <i>Fig.</i> 1491)	„	0	5	6

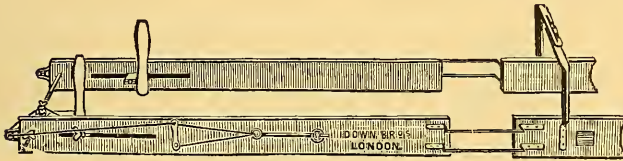


FIG. 1492.

Bryant's Double (*Fig.* 1492), for securing parallelism of the extremities in cases of hip disease, etc. . each 2 12 6

*Padded, ready for use, 5s. extra.*

Bryant's Interrupted Leg Splints	per pair	0	9	6
Bulley's	each	2	8	0
Busk's	„	0	15	6

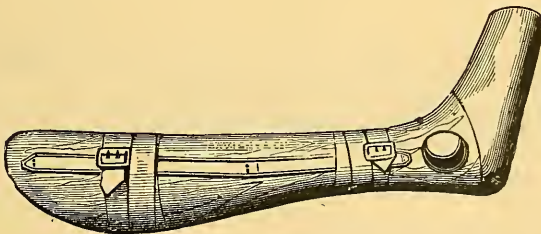


FIG. 1493.

Clines' Leg Splints, wood (*Fig.* 1493), in sets of three pairs, each right and left . . . per set 0 16 0

Dislocation and Fracture Apparatus, *continued.*

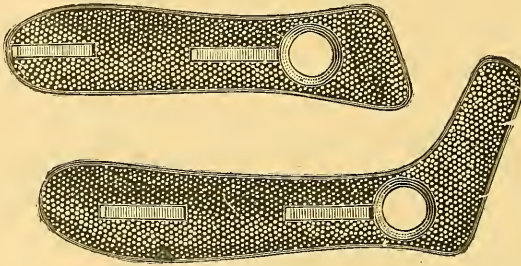


FIG. 1494.

Leg and Thigh Splints, etc., *continued*,--

Clines' Leg Splints, perforated zinc (*Fig. 1494*), in sets of three pairs, each right and left

£ s. d.  
per set 1 16 0

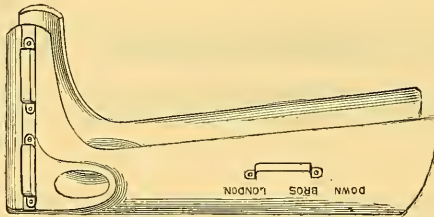


FIG. 1495.

Ditto, ditto, wood, Guy's pattern (*Fig. 1495*), with double rectangular foot-pieces, suitable for either leg, in sets of three pairs

Ditto, ditto, wire ditto

Ditto, ditto, wire

per set 0 15 0  
" 1 2 6  
per pair 0 5 0

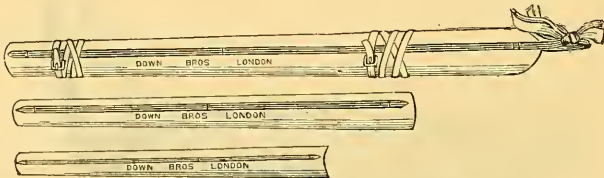


FIG. 1496.

Clines' Thigh Splints (*Fig. 1496*), in set of 3 "threes"

Dupuytren's

per set 0 7 6  
each 1 1 0

Dislocation and Fracture Apparatus, *continued.*

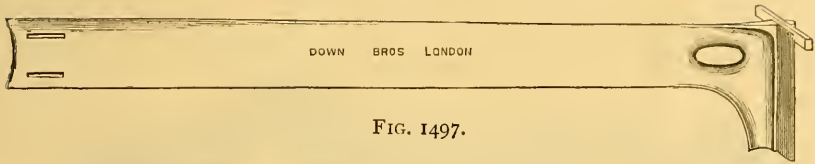


FIG. 1497.

Leg and Thigh Splints, etc., *continued.*—

		£	s.	d.
Dessault's ( <i>Fig.</i> 1497).	per pair	0	10	6
Fergusson's, for excision of knee . . . . .	each	0	18	0




FIG. 1498.

Ham Splints ( <i>Fig.</i> 1498) . . . . .	each	0	3	9
Hodgen's Wire Splints . . . . .	„	0	8	6
Pulleys for use with same . . . . .	per set	0	7	6
Upright, for end of bed, to suspend pulleys, as used at Guy's . . . . .	each	0	11	6



FIG. 1499.

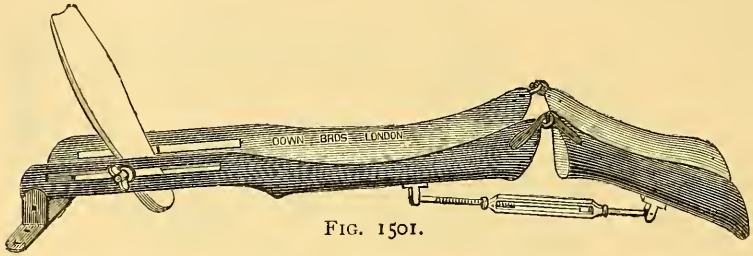
Howse's, for excision of knee ( <i>Fig.</i> 1499) . . . . .	each	1	1	0
<i>(For same in use with Cradle, see Fig. 1455.)</i>				
Knee Extension, with rack . . . . .	each	0	15	0
Ditto, with screw . . . . .	„	0	12	0
Lawrence's, iron japanned, for back of leg . . . . .	„	0	9	0
<i>(For same in use with Cradle, see Fig. 1457.)</i>				
Wooden Sidepieces, for use with same . . . . .	per pair	0	3	0
Leather Moulded Splints ( <i>see pages 454, 455.</i> )				



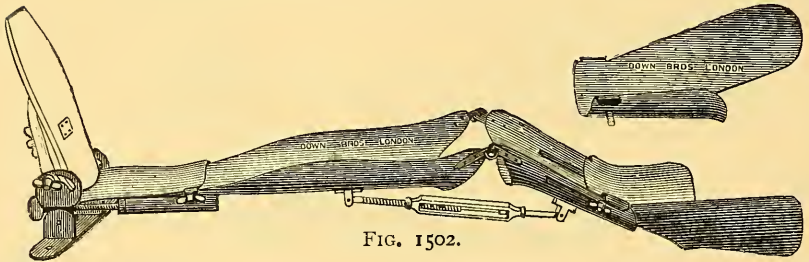
FIG. 1500.

Liston's, wood, for leg and thigh ( <i>Fig.</i> 1500)				
	per set of six	0	7	6
Ditto, ditto, with sliding foot-board . . . . .	each	0	10	6
<i>If padded and fitted with perineal straps for extension,</i>				
<i>3s. 6d. each extra.</i>				

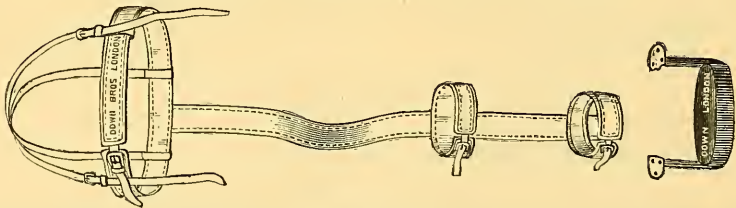
Dislocation and Fracture Apparatus, *continued.*



Leg and Thigh Splints, etc., <i>continued.</i> —	£	s.	d.
Liston's, iron, japanned, simple or modified form of			
McIntyre's ( <i>Fig. 1501</i> ) . . . . . each	0	18	0
MacCormac's Splint for excision of knee . . . . . „	0	15	0



McIntyre's ditto, with screw extension, right and left thigh-pieces, etc. ( <i>Fig. 1502</i> ) . . . . . each	2	5	0
---	---	---	---



Thomas's Hip Splint, for extension,—			
each, 22s. ; with patten	1	7	6
Ditto, ditto, for both hips . . . . . each	1	17	6
Ditto, ditto, ditto, Croft's modification . . . . . „	1	17	6
Ditto, Knee Splint ( <i>Fig. 1504</i> ), each, £1 1s. ; with patten	1	6	6
Watson's Splint for excision of knee, consisting of shaped Gooch's splint and iron suspension rod, each	0	15	6



Dislocation and Fracture Apparatus, *continued.*




FIG. 1504.

	£	s.	d.
Malgaigne's Hooks, for fractured patella . . . each	0	15	0
<b>Materials for Splints,—</b>			
Bavarian Splint Flannel . . . . . per yard	0	1	0
Gutta-percha, $\frac{1}{8}$ -in. thick . . . . . per lb.	0	3	6
Millboard . . . . . per sheet	0	1	3
Ditto, Gamgee's . . . . . per sheet, 1s. 6d. ; dextrined	0	2	6
Muslin Bandages (fine) for Croft's Splints . . per doz.	0	3	9
Plaster of Paris . . . . . per tin, 1s. 6d. and	0	3	0
Poroplastic Felt . . . . . per lb., 3s., 4s. 6d., 6s. 9d. and	0	9	9



FIG. 1505.

Scored Splinting Gooch's (*Fig. 1505*) . . . per piece 0 4 0

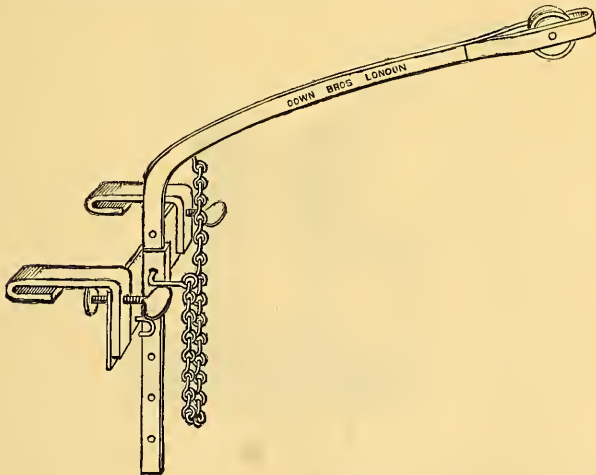


FIG. 1506.

Dislocation and Fracture Apparatus, *continued.*

	£	s.	d.
Pulley Apparatus for extension, to fix on end of bed			
each	0	12	6
Ditto, with arrangement to raise or lower . . . . .	0	17	6
Ditto, wooden upright, as used at Guy's . . . . .	0	11	6
Ditto, as suggested by Mr. Johnson Smith, and used at the Seamen's Hospital ( <i>Fig. 1506</i> ) . . . . .	1	5	0
Ditto, as used at St. Thomas's Hospital . . . . .	1	5	0
Tin canisters, graduated, for shot . . . . .	0	3	6
Splint Padding. Wadding, in sheets,			
per piece of 12 yards	0	3	6
Ditto, Gamagee tissue . . . . . per lb., 1s. 9d., 2s., and	0	2	6
Splint Straps . . . . . per doz., 18-in., 4s. 6d.; 27-in.,	0	6	0
Ditto, for extension with perineal pads . . . . . each	0	3	0

## DEFORMITY INSTRUMENTS AND APPLIANCES.

	£	s.	d.
Anklets, Wire Elastic . . . . . each	0	14	0
<i>(Measurements as per page 472.)</i>			
Bunion Springs . . . . .	0	12	6
Chest Expanders, india-rubber, for calisthenic exercises . . . . .			
per doz., No. 1, 20s.; No. 2, 24s.;			
No. 3, 30s.; No. 4, 38s.; No. 5, 52s.; No. 6	3	6	0

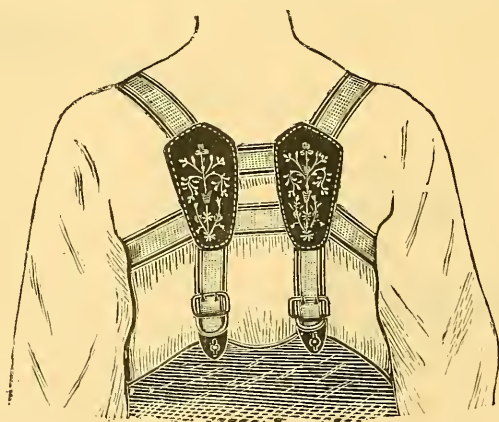


FIG. 1507.

## Chest Expanding Braces,—

Gentlemen's, with metal plates ( <i>Fig. 1507</i> ) . . . . .	per pair	0	7	6
---	----------	---	---	---

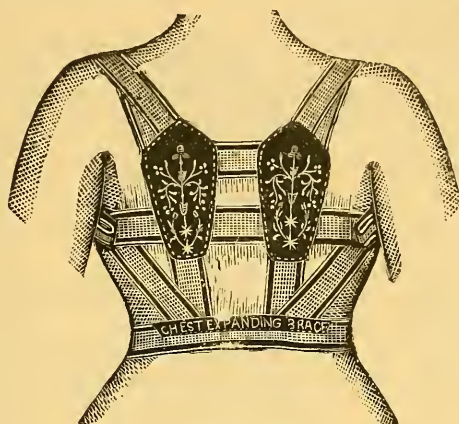
Deformity Instruments and Appliances, *continued.*

FIG. 1508.

Chest Expanding Braces, *continued.*—Ladies', with metal plates (*Fig. 1508*). . . per pair

£	s.	d.
0	7	6

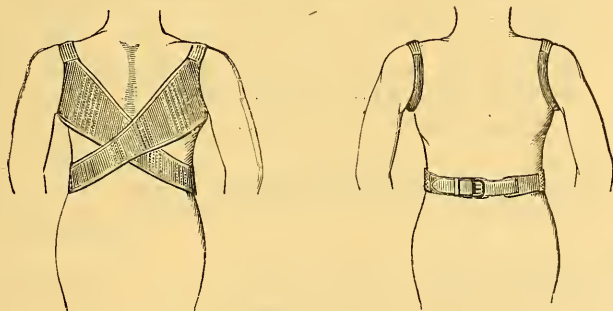


FIG. 1509.

Improved pattern, suitable for ladies or gentlemen or children (*Fig. 1509*) . . . per pair

0	10	6
---	----	---

*Measurements required.*—Circumference of waist and chest.

Cork Boots, for short legs . . . each, from 25s. to

2	5	0
---	---	---

Ear Pads, ivory, with steel spring for projecting ears,

per pair

1	1	0
---	---	---

Finger Instruments, for contracted fingers,—

1 Finger	. each, with 2 racks,	£1 10s.;	with 3 racks	2	0	0
2 Fingers	. " "	£2 10s.;	" "	3	10	0
3 Fingers	. " "	£3 10s.;	" "	5	0	0
4 Fingers	. " "	£4 10s.;	" "	6	10	0

### Deformity Instruments and Appliances, *continued.*

Flat Foot Appliances,—	£	s.	d.
Boots, with shaped spring and sliding plates fitted between soles . . . . . per pair, from £1 15s. to	2	2	0
Golding-Bird's Apparatus, with leg stem and elastic accumulator attached to webbing band for arch of foot (for one foot) . . . . . each	1	1	0
Single Leg Stem, for outside leg, to be used in conjunction with a forked strap on inner side of boot, with round socket, 15s.; with square socket and ankle joint . . . . . each	0	18	6
Double Leg Stems, ditto, ditto . each, £1 7s. 6d. and	1	13	6
Single Leg Stem, with ankle joint and improved spring socket, ditto, ditto . . . . . each	1	1	0
Double ditto, for severe forms, with moulded leather band below knee, to relieve foot from weight of body	2	2	0
Boots for any of the above, including forked straps, per pair, ladies, from 21s. to £1 11s. 6d.; gent's, 21s. to	1	14	6

*Measurements required.*—Circumferences below knee and at ankle joint; length below knee to ground. State whether right or left. For the moulded band, mould or cast also required. For boots, pattern boots or circumferences at ankle, heel, instep, and ball of toes, and tracing of foot.

Valgus or varus plates, for slipping inside boots, each, 5s., per pair	0	10	0
Ditto, ditto, improved double springs, for ditto „	0	16	6
Ditto, for fixing between soles of boots, each, 4s.; per pair	0	7	6

### Knee Appliances,—

Leather Knee Caps, moulded, to lace . . . . . each	1	5	0
Ditto, ditto, with lateral steel joints . . . . . „	1	15	0
Ditto, ditto, padded for fractured patella ( <i>Fig.</i> 1510) . . . . . each	0	17	6
Spring Clamps, for loose cartilage . . . . . „	1	1	0
Modified form, with straps in place of springs . . . . . „	0	12	6
Web and Jean Knee Caps, to lace, with strong leather strengthening pieces . . . . . each	0	12	6
Wire Elastic Knee Caps . . . . . „	0	15	0
Ditto, ditto, with steel springs at back to give additional support and lessen action of the joint, each	1	1	0
Ditto, ditto, with light lateral steel joint . . . . . each	1	5	6

*Measurements required.*—Same as for Elastic Knee Caps (*page* 472). State whether for right or left knee.

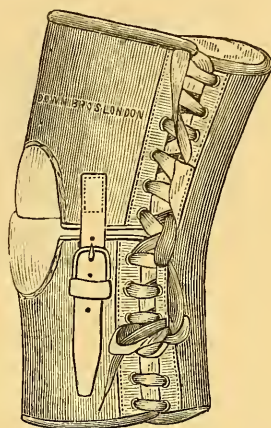
Deformity Instruments and Appliances, *continued.*

FIG. 1510.

## Leg Instruments, for Inward and Outward Curvature, etc.

£ s. d.

Inward Curvature (genu-valgum), with pelvic band and slides to admit of alterations for growth, including boots . . . . per pair, from £3 14s. to 5 5 0

Outward Curvature, with pelvic band, the irons inside the leg up to the knee, and outside the leg above the knee, slides to admit of alterations for growth, including boots . . . . per pair, from £4 15s. to 6 6 0

*Measurements required.*—Circumferences of pelvis, thigh, knee, below knee, ankle, heel, instep, ball of toes, and tracing of foot on paper (or pattern boot). Lengths : great trochanter to centre of knee, centre of knee to ankle, and ankle to ground.

Anterior Curvature of tibia, with slides at knee to admit of alteration for growth, steel cradles, lacing pieces, including boots . . . . . per pair 3 3 0

*(State if combined with inward or outward curvature.)*

Outward Curvature of Tibia, with slides at knee to admit of alteration for growth, including boots, per pair 2 12 6  
Ditto, ditto, with addition of steel cradles . . . . . „ 3 3 0

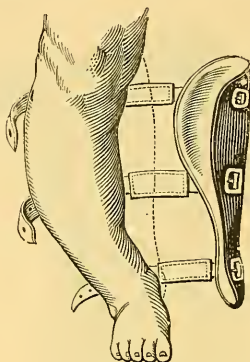
Deformity Instruments and Appliances, *continued.*

FIG. 1511.

Leg Instruments, *continued.*—

	£	s.	d.
Fisher's Poroplastic Felt Splints, for inward or outward curvature of tibia ( <i>Fig. 1511</i> ) . . . . . per pair	0	10	6
Ditto, ditto, for knock knees . . . . . „	0	10	6
Padded Wood Splints, for inward or outward curvature of tibia . . . . . per pair	0	7	6

*Measurements required.*—Circumferences at knee, below knee, and ankle; lengths centre of knee to ankle and ankle to ground; pattern boot, or circumferences at heel, instep, ball of toes, and tracing of foot on paper.



FIG. 1512.

## Moulded Leather Splints (as used by the late Mr. Hilton);—

Arm and Hand (for disease about wrist joint), each from	1	1	0
Arm and Shoulder (for disease about shoulder joint)			
each from	2	12	6
Ankle and Foot ( <i>Fig. 1512</i> ) . . . . . „ „	1	1	0
Hip and Leg to Knee ( <i>Fig. 1513</i> ) . . . . . „ „	2	10	0
Ditto, to include Knee . . . . . „ „	2	12	6

Deformity Instruments and Appliances, *continued.*

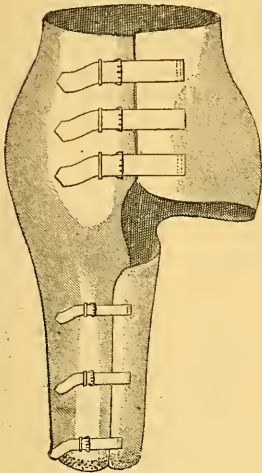


FIG. 1513.

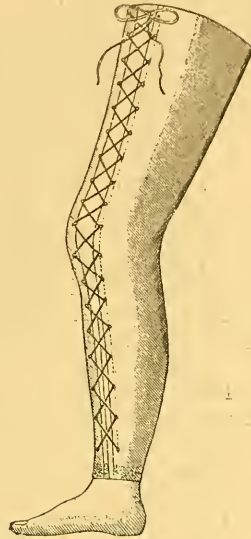


FIG. 1514.

Moulded Leather Splints, *continued*,—

	£	s.	d.
Knee . . . . . each from	1	1	0
Thigh to Ankle ( <i>Fig. 1514</i> ) . . . . . " "	1	7	6

*Moulded directly on the Patient, or cast required.*

Moulded Poroplastic Splints,—

Arm and Hand, hospital quality and left plain, each from 12s. 6d. ; super quality covered . . . . .	1	10	0
Arm and Shoulder, hospital quality and left plain, each from 30s. ; super quality covered . . . . .	3	3	0
Ankle and Foot ( <i>Fig. 1512</i> ), hospital quality and left plain, each from 12s. 6d. ; super quality covered . . . . .	1	5	0
Hip and Leg to Knee ( <i>Fig. 1513</i> ), hospital quality and left plain, each from 30s. ; super quality covered . . . . .	3	3	0
Ditto, to include Knee, hospital quality and left plain, each from 32s. 6d. ; super quality covered . . . . .	3	5	0
Knee, hospital quality and left plain, each from 15s. ; super quality covered . . . . .	1	5	0
Thigh to Ankle ( <i>Fig. 1514</i> ), hospital quality and left plain, each from 21s. ; super quality covered . . . . .	2	2	0

*Moulded directly on the Patient, or cast required.*

Nose Appliances, for deformed or fractured nose (*see pages 145 and 146*).

Deformity Instruments and Appliances, *continued.*

Sayre's Apparatus,—	£	s.	d.
The Set of Apparatus complete, consisting of tripod, leather band for chin and occiput, arm rests, and set of pulleys and cross-bar . . . . .	5	2	6
The Set of Apparatus complete, as modified by Mr. Golding-Bird, consisting of portable tripod, web band for chin and occiput, arm rests, apparatus for regulating the tension on head and arms, and set of pulleys . . . . .	7	0	0
Apparatus for regulating tension on head and arms, Golding-Bird's . . . . . per set	1	3	6
Arm Rests, Golding-Bird's . . . . . per pair	0	7	6
Ditto, Sayre's . . . . . „	0	8	6
Cross-bars, large, for use with Sayre's or Golding-Bird's, nickel-plated . . . . . each	0	10	6
Ditto, small (Golding-Bird's), nickel-plated . . . . . „	0	7	6
Gauze Bandages, in 6-yd. rolls, per doz., 3-in., 4s. 6d.; 4-in.	0	6	0
Ditto, in 4-yard rolls, 4-in. . . . . per doz.	0	4	6
Ditto, prepared ready for use, in sealed tins, containing 6, 9, or 12 4-yard rolls, 4-in., per doz. rolls	0	8	0
Ditto, ditto, ditto, containing 6, 9, or 12 6-yard rolls, 3-in. . . . . per doz. rolls	0	8	0
Head Bands, Golding-Bird's . . . . . each	0	3	6
Ditto, Sayre's . . . . . „	0	7	6
Ditto, improved web and leather . . . . . „	0	6	6
Jury Masts, Golding-Bird's, with fittings . . . . . „	0	17	6
Ditto, Sayre's, ditto . . . . . „	1	1	0
Ditto, with improved web and leather head band „	1	0	0
Plaster of Paris, in 3½-lb. sealed tins, per tin, 1s. 6d.; in 7-lb. tins . . . . . per tin	0	2	6
Pulleys . . . . . per set	1	1	0
Tin Strips . . . . . per bundle	0	3	0
Tripods, Golding-Bird's, polished ash . . . . . each	3	7	6
Ditto, Sayre's, ditto . . . . . „	2	15	0
Woollen Vests, per doz., No. 60, 21s.; No. 70, 24s.; No. 80, 27s.; No. 90, 30s.; No. 100, 33s.; No. 110, 36s.; No. 120, 39s.; No. 130 . . . . .	2	2	0

## Spinal Apparatus,—

ANGULAR CURVATURE . . . . . each	4	4	0
Ditto, with double rack action, back plate . . . . .	5	15	6

*Measurements required.*—Circumferences at chest, waist, over apex of protuberance, and pelvis 2 inches below crest of ilium; lengths from axilla to ilium, and great trochanter on right and left sides; length from sacro-lumbar articulation to apex of



Deformity Instruments and Appliances, *continued.*Spinal Apparatus, *continued.*—

£ s. d.

protuberance, and measurements of protuberance. A light Sayre's jacket, applied and taken off as soon as dry, forms a mould from which a cast can be taken, which is the best possible guide for making these apparatus to fit accurately.



FIG. 1515.

## Cervical Curvature,—

Light Spinal Support, with adjustable head rest . . . . .	each	6	6	0
India-rubber Inflating Collars for relieving the weight of head ( <i>Fig. 1515</i> ) . . . . .	each, 10s. 6d. to	0	15	0
Poroplastic Jacket, with jury mast . . . . .	each from	2	12	6
DOUBLE LATERAL CURVATURE . . . . .	each	4	14	6
Ditto, ditto, with rotation. . . . .	„	5	15	6
Ditto, ditto, with relaxed scapulæ . . . . .	„	6	6	0

*Measurements required.*—Lengths from axilla to crest of ilium, and great trochanter on right and left sides; circumferences of chest, waist, and pelvis 2 inches below crest of ilium. State the side of protuberance, and its dimensions, or a cast as explained above.

PROTHEROE SMITH'S, for Lateral Curvature in its early stages . . . . .	each	4	4	0
Ditto, with Pads for overcoming rotation or enlargement of shoulder . . . . .	each	6	6	0

*Measurements required.*—Lengths from centre of spine in a line with the axillæ to the sacro-lumbar articulation, and from waist to pubis; circumferences of chest immediately under axillæ, at waist, and pelvis 2 inches below the crest of ilium to the pubis. If fitted with pads, the position and size of these must also be indicated, or a cast taken as explained above.

Deformity Instruments and Appliances, *continued.*

Cervical Curvature, *continued.*—

SIMPLE LATERAL CURVATURE . . . . .	each	£	s.	d.
		3	13	6

*Measurements required.*—Lengths from axilla to ilium and great trochanter on right and left sides; circumferences of chest, waist, and pelvis 2 inches below crest of ilium.

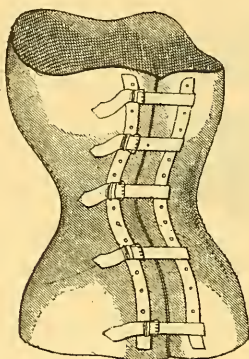


FIG. 1516.

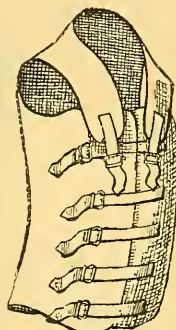


FIG. 1517.

Poroplastic Felt Jackets,—

Hospital quality, felt (*Figs. 1516 and 1517*)

each, from 14s. to 1 5 0

Super quality, ditto . . . . .

„ „ 25s. to 2 2 0

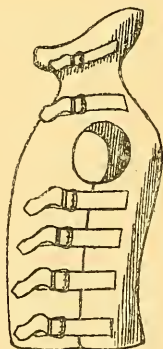


FIG. 1518.

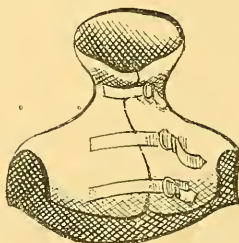


FIG. 1519.

Hospital quality, for Cervical Curvature (*Figs. 1518 and 1519*) . . . . .

each, from 17s. 6d. to 1 10 0

Superior ditto, ditto . . . . .

„ „ 35s. to 2 15 0

Deformity Instruments and Appliances, *continued.*Poroplastic Felt Jackets, *continued.*— £ s. d.

Steel Strips attached to same where required, according to nature of case . . . extra, from 0 10 6

*Measurements required.*—Lengths from axilla to crest of ilium, and ilium to great trochanter; circumferences at chest, waist, and pelvis below crest of ilium. If for angular or severe lateral curvature, position and size of protuberance must be indicated or cast taken as explained above.

These Jackets require subsequent moulding to the body of the patient.

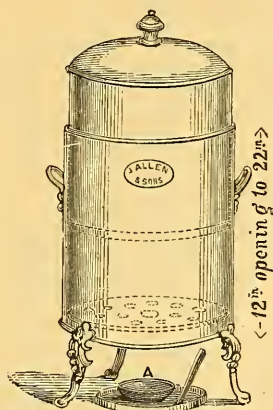


FIG. 1520.

## Steaming Apparatus for moulding Poroplastic Felt Jackets, etc.,—

Allen's portable ( <i>Fig. 1520</i> ) . . . . .	each	0 18 6
Ditto, ditto, Down's pattern, useful also for large appliances . . . . .	each	1 10 0
SAYRE'S JACKETS, fitted to patients . . . . .	„	1 11 6

(Including supply of vests and bandages.)

STAYS, FOR SPINAL CURVATURE, with steel arm supports, made in white, grey, or pink, with whalebone supports . . . . .	per pair	3 13 6
---	----------	--------

*Measurements required.* — Circumferences at chest, waist, and hips; lengths—armpit to waist, and waist to 2 inches below hips, length from under centre of armpit to centre of chest.

Deformity Instruments and Appliances, *continued.*

## Talipes Instruments,—

	£	s.	d.
Bryant's Tin Splints, for Talipes Varus or Valgus . each	0	8	6

*Measurements required.*—Tracing of foot on paper, circumference of calf. State whether for valgus or varus.

Calcaneus Apparatus, for severe cases . . . . . each	2	10	0
--	---	----	---

*Measurements required.*—Circumferences at calf, ankle, instep, and ball of toes; lengths—calf to ankle, and ankle to ground, and tracing of sole of foot.

Ditto, with S-shaped spring and stop ankle-joint, to depress front part of foot and lessen strain on tendon achilles, with boot . . . . .	2	17	6
---	---	----	---

*Measurements required.*—Circumferences at epiphysis of tibia and above ankle-joint; lengths—epiphysis to ankle, and ankle to ground. State whether right or left. Pattern boot, or circumferences at ankle, instep, ball of toes, and tracing of foot on paper.

Davies-Colley's Splint for Equino-Varus . . . . . each	0	7	6
--	---	---	---

*Measurements required.*—Circumference of calf, length from upper epiphysis of tibia to heel; tracing of foot. State whether right or left.

Davy's Shoe . . . . . each	£2	2s.	to	3	3	0
----------------------------	----	-----	----	---	---	---

*Measurements required.*—Circumferences at calf, ankle, instep, and ball of toes; lengths—calf to ankle, and ankle to ground, and tracing of sole of foot.

Holt's Talipes Splints, suggested by Mr. R. C. Holt, of Burnley, for use after the operation of Tarsotomy ( <i>Fig. 1521</i> ), each, 18s. 6d., or with two foot plates	1	1	0
---	---	---	---

## METHOD OF USE.

For Varus.—*After the operation is performed, the ring is passed up the leg and fitted round the upper epiphysis of tibia. The foot is then securely bandaged to the footpiece, and tension applied by hooking the chains on to the hooks at the side of the footpiece.*

For Equinus.—*Take out the movable pins from the hinges, and fit the uprights to the heel part of the footpiece; then proceed as before, finally hooking the chains on to the hooks in front.*

Leg Stem, with stop ankle-joint, for slight cases, or to prevent re-contraction after operation, including boot . . . . .	1	15	6
---	---	----	---

Ditto, double ditto (as above, and to maintain foot in horizontal plane) . . . . . each	2	10	6
---	---	----	---

Ditto, with pelvic band, for adduction of foot . . . . .	3	17	6
--	---	----	---


Deformity Instruments and Appliances, *continued.*

FIG. 1521.

Talipes Instruments, *continued.* —

£ s. d.

*Measurements required.*—Circumferences below knee and above ankle-joint; lengths—below knee to ankle, and ankle to ground. State whether right or left. Pattern boot, or circumferences at ankle, instep, ball of toes, and tracing of foot on paper. If with pelvic band, in addition, circumference of pelvis and at knee; lengths—crest of ilium to great trochanter, trochanter to knee, and knee to ground.

Scarpa's Shoe, single action, for adduction and lifting of the plantar arch of foot . . . . .	1	10	0
Ditto, double action, for adduction, lifting of the plantar arch, and to overcome obliquity of the sole of foot. . . . .	2	5	0
This apparatus, if carried up to the thigh. . . . .	3	5	0

### Deformity Instruments and Appliances, *continued.*

#### Talipes Instruments, *continued.*—

	£	s.	d.
Scarpa's Shoe, for adduction or abduction, for lifting of the plantar arch, to overcome obliquity of the sole, and turn the front part of foot . . . . .	3	3	0
This apparatus, if carried up to the thigh . . . . .	4	4	0

*Measurements required.*—Tracing of foot on paper, circumference of calf. State whether for valgus or varus.

Wristlets, leather . . . . .	0	2	0
Wry Neck Apparatus . . . . .	6	6	0

#### Writer's Cramp Apparatus,—

Circular Bands for index and middle fingers, and Clip for the pen . . . . .	0	13	6
Ditto, for index finger only, Clip for pen, and Rest for thumb . . . . .	0	16	6
Oval Pad, for palm of hand, Clip for pen, and Rests for fingers . . . . .	1	17	6

### ARTIFICIAL LIMBS AND CRUTCHES.

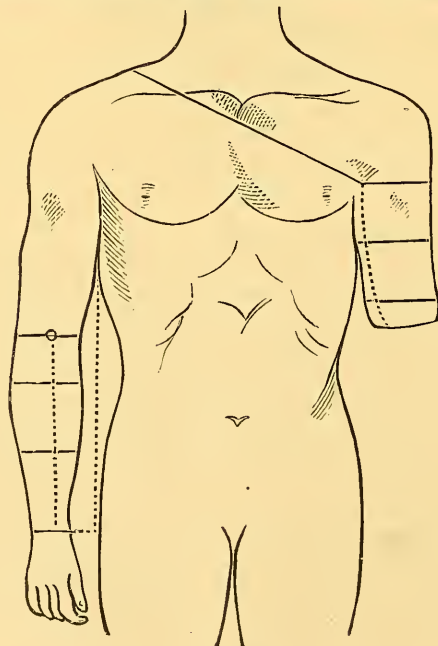


FIG. 1522.

Artificial Limbs and Crutches, *continued.*

## Artificial Arms and Hands,—

£ s. d.

AMPUTATION ABOVE ELBOW (*Fig. 1522*),—

Arm Socket, leather, with Hook and Knife or Fork,	each	1	15	0
Ditto, wood, with Jointed Elbow . . . . . „		4	4	0
Ditto, with Solid Hand . . . . . „		9	0	0
Ditto, with Jointed Hand . . . . . „		11	11	0

*Measurements required.*—Length of stump from axilla; circumference of arm at axilla and middle and end of stump. State whether right or left; if with jointed elbow, or to have hand; state also length of sound arm, axilla to elbow, and elbow to wrist; and in case of hand, tracing of sound hand with fingers extended.

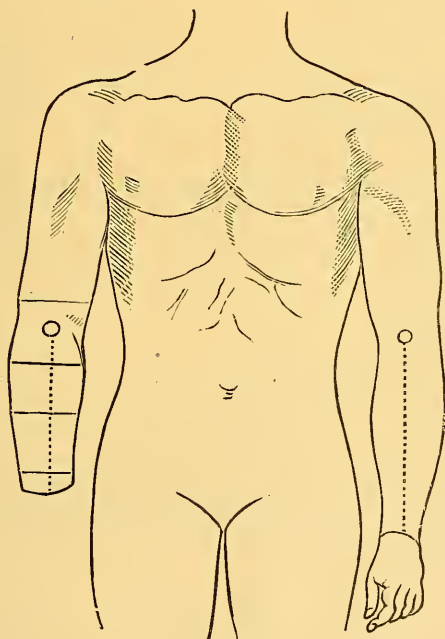


FIG. 1523.

AMPUTATION BELOW ELBOW (*Fig. 1523*),—

Arm Socket, leather, with Hook and Knife or Fork	each	1	12	0
Ditto, ditto, with lateral steel joints, and ditto „		2	10	0
Ditto, with Solid Hand . . . . . „		7	0	0

Artificial Limbs and Crutches, *continued.*Artificial Arms and Hands, *continued*,— £ s. d.

Arm socket, with Solid Hand, lateral joints at elbow	each	9	0	0
Ditto, with Jointed Hand . . . . .	„	9	9	0
Ditto, ditto, and lateral joints at elbow . . . . .	„	10	10	0

*Measurements required.*—Length of stump from elbow to the end; circumferences above elbow, at elbow, middle and end of stump. Length of sound arm axilla to elbow, and elbow to wrist. If with hand, tracing of sound hand with fingers extended. State whether right or left.

## Fingers or Part Hand,—

2 Fingers, with leather socket . . . . .	each	2	15	0
3 Fingers, ditto . . . . .	„	3	10	0
4 Fingers, ditto . . . . .	„	4	0	0

*(Plaster cast of hand required.)*

Artificial Eyes . . . . .	each	0	15	0
Ditto, made to special order . . . . .	„	1	1	0

## Artificial Legs and Feet,—

## AMPUTATION AT HIP-JOINT,—

Moulded Leather, Pelvic Support and Jointed Pin, Down Bros'. Improved Model . . . . .	each	4	14	6
--	------	---	----	---

*Measurements required.*—Mould or cast of pelvis, length to ground.

## AMPUTATION ABOVE KNEE OR THROUGH KNEE-JOINT

*(Fig. 1524),—*

Bucket Leg, leather socket . . . . .	each	1	15	0
Ditto, wooden ditto . . . . .	„	1	10	0
Ditto, ditto, and joint at knee . . . . .	„	3	5	0

*Shoulder Straps, when necessary, 5s. each extra.*

*Measurements required.*—Circumferences of leg at crotch, middle, and end of stump; lengths from crotch to end of stump, and end of stump to ground, and crotch to ground, with boot on sound limb. State whether right or left.

Artificial Leg and Foot, without tendons . . . . .	each	9	0	0
Ditto, superior, with tendons . . . . .	each, from	12	12	0

*Measurements required.*—Circumferences of thigh at crotch, middle, and end of stump; lengths from crotch to end of stump, end of stump to ground, and crotch to ground without boot on sound limb. Circumference of sound leg at calf, ankle, heel, instep, and toes; and length from crotch to centre knee. Tracing of sound foot or pattern boot.



Artificial Limbs and Crutches, *continued.*

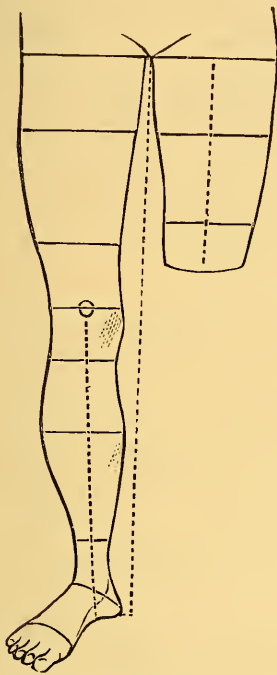


FIG. 1524.

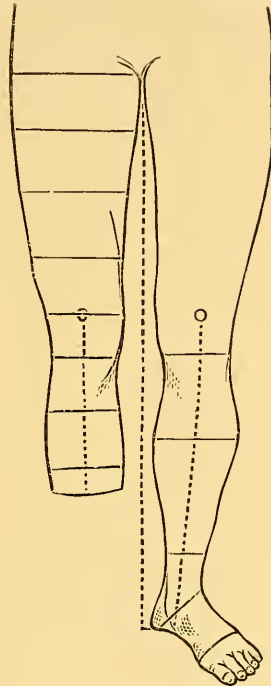


FIG. 1525.

Artificial Legs and Feet, *continued.*—

£ s. d.

AMPUTATION BELOW KNEE (*Fig. 1525*),—

Leather Socket (for long stumps) . . . . . each 1 15 0

*Measurements required.*—Circumference above and below knee, middle, and end of stump, length of stump from centre knee, length centre of knee to ground with boot on sound limb. State whether right or left.

Pin Leg . . . . . each 1 0 0

Ditto, with rest (for long stumps) . . . . . „ 1 5 0

*Measurements required.*—Diameter at knee when bent, length from centre of knee when bent to ground with boot on sound limb. State whether right or left.

Artificial Leg and Foot, without tendons (with lateral joints and thigh supports). . . . . each 8 8 0

Ditto, ditto, superior ditto, ditto . . . . . each, from 10 10 0

Artificial Limbs and Crutches, *continued.*Artificial Legs and Feet, *continued.*— £ s. d.AMPUTATION BELOW KNEE, *continued.*—

*Measurements required.*—Circumferences of thigh and stump as shown on diagram, lengths from crotch to centre knee, and centre knee to end of stump, end of stump to ground, and crotch to ground without boot on sound limb; circumferences of sound limb below knee, calf, ankle, instep, and toes; tracing of sound foot or pattern boot.

## AMPUTATION OF FOOT,—

## Chopart's Operation,—

Boot . . . . .	each, from	1	12	0
Artificial Foot . . . . .	each	3	0	0

## Mikulicz' Operation,—

Boot . . . . .	each	2	10	0
----------------	------	---	----	---

## Pirogoff's Operation,—

Round Boot . . . . .	each, from	1	12	0
Artificial Foot . . . . .	each	5	0	0

## Syme's Operation,—

Round Boot . . . . .	each, from	2	2	0
Artificial Foot, without joint. . . . .	each	5	0	0
Ditto, with joint and tendon . . . . .	„	8	8	0
Ditto, improved pattern, without tendon . . . . .	„	7	10	0
Ditto, carried up the leg to take bearing on thigh . . . . .		12	12	0

*Measurements required.*—Circumferences below knee, calf and ankle, and of the stump, with cast of the same, lengths from centre knee to end of stump, and stump to ground, with boot on sound limb if for boot; but if for artificial foot, no boot should be on other foot, but pattern boot must be sent to match.

## Crutches,—

Plain Stick, for Hospital use . . . . .	per doz. pairs	1	7	0
Ditto, with leather-padded heads ( <i>Fig.</i> 1526) „ „	„	2	14	0
Ditto, black ( <i>Fig.</i> 1526), with leather-padded heads	per pair	0	7	6
Ditto, ditto, ditto, with leg rest. . . . .	each	0	15	0
Double Spring ( <i>Fig.</i> 1527) . . . . .	per pair	1	16	0
French Pattern ( <i>Fig.</i> 1528). . . . .	„	0	16	6
Single Spring ( <i>Fig.</i> 1529) . . . . .	„	1	13	0
Crutch Shoes, india-rubber . . . . .	„	0	2	0
Ditto, leather . . . . .	„	0	2	0

Artificial Limbs and Crutches, *continued.*



FIG. 1526.



FIG. 1527.



FIG. 1528.



FIG. 1529.

Crutches, *continued,*—

	£	s.	d.
Crutch Sticks . . . . . each	0	4	6
Ditto, with leg rest . . . . . „	0	13	6

*Measurements required.*—Length from axilla to ground.

## ABDOMINAL BELTS, BINDERS, Etc.

The prices quoted refer to stock sizes. If made to special measurements, an extra charge is made, excepting those marked with an asterisk, which are made to measure, and include all sizes up to 40-inch.

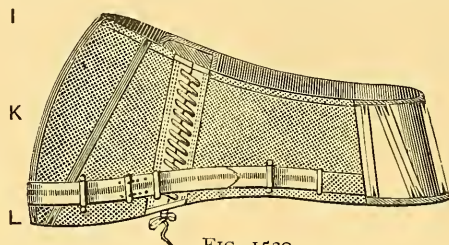


FIG. 1530.

*Measurements required.*—For Ladies' Abdominal Belts and Obstetric Binders, circumferences at I, K, and L, and depths I to K and K to L.

Abdominal Belts, Ladies' (Fig. 1530),—

	£	s.	d.
Cotton Elastic, to draw on . . . . .	0	13	6
Ditto, with side laces . . . . .	0	15	6

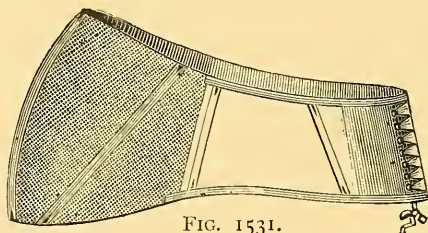


FIG. 1531.

Ditto, with jean backs (Fig. 1531), to lace or buckle, each 0 10 6

\*Ditto, best, with sateen jean backs and fulcrum band, Down Bros.' pattern . . . . . each 1 2 6

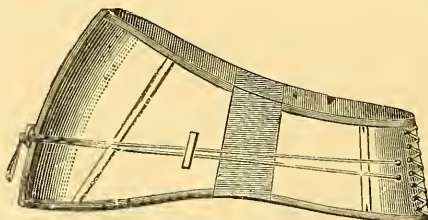


FIG. 1532.

Abdominal Belts, Binders, Etc., *continued.*

Abdominal Belts, Ladies', <i>continued</i> ,—		£	s.	d.
*Cotton, elastic sides only, with stout jean fronts and backs ( <i>Fig.</i> 1532), hospital quality, fitted with pad and under-straps, for use after operations, each		0	15	0
*Ditto, ditto, with stout twill jean fronts and backs, and fitted with air pads, for use after operation, each		1	1	0
*Ditto, ditto, with coutille fronts and backs, made extra deep for use in cases of floating kidney, fitted with air pads . . . . . each		2	7	6
*Ditto, hospital quality, ditto . . . . . "		2	2	0
Silk Elastic, to draw on . . . . . "		1	1	0
Ditto, with side laces . . . . . "		1	5	6
Ditto, with jean backs ( <i>Fig.</i> 1531), to lace or buckle, each		0	16	0
*Ditto, best, with pink sateen jean or moleskin backs and fulcrum bands, superior, Down Bros' pattern, each		1	12	6

*Any of the above fitted with perineal pads, from 5s. each extra.*

” ” *with pads for Umbilical Hernia, from 3s. each extra.*

” ” *fitted with understraps, 3s. per pair extra.*

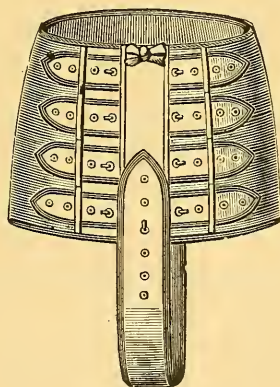


FIG. 1533.

Accouchement Binders ( <i>Fig.</i> 1533) . . . . . each	0	5	0
Ditto, improved with buckles . . . . . "	0	6	6
<b>Gentlemen's Belts,—</b>			
Anti-rheumatic scarlet flannel and elastic sides . . . . . "	0	10	6
Cholera, all flannel, with buckles or tapes . . . . . "	0	3	0

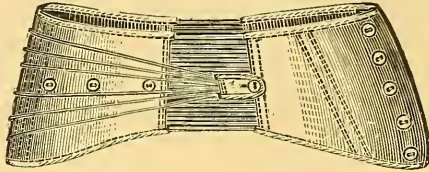
Abdominal Belts, Binders, etc., *continued.*

FIG. 1534.

Gentlemen's Belts, *continued.*—

	<i>£</i>	<i>s.</i>	<i>d.</i>
Corpulency, jean back and front, with elastic sides and expanding laces ( <i>Fig. 1534</i> ) . . . . . each	0	17	6
Ditto, best pink moleskin, with elastic sides, to buckle in front . . . . . each	1	7	6




FIG. 1535.

*Measurements required.*—For a Gentlemen's Belt circumference at K.

Riding ( <i>Fig. 1535</i> ), doe fitted . . . . . each	0	7	0
<i>Any of the above fitted with pads for Umbilical Hernia, from 3s. each extra.</i>			

## Hydropathic Compresses,—

Abdomen . . . . . each	0	3	6
Throat . . . . . per doz.	0	11	0

Prolapse of the Rectum (*see TRUSSES*).Prolapse of Uterus (*see TRUSSES*).

## Stays, Ladies',—

Down Bros' pattern, in white, grey, or pink . . . each	2	12	6
Ditto, ditto, with side laces for expansion in pregnancy . . . . . „	2	17	6

## Umbilical Belts,—

*Measurement required.*—Circumference at Umbilicus.

Adults, 5-in. elastic, to lace, with air pads . . . each	0	8	6
--	---	---	---

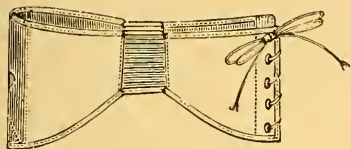
Abdominal Belts, Binders, etc., *continued.*

FIG. 1536.

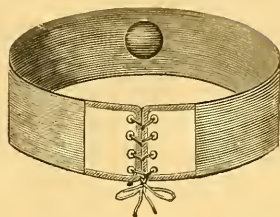


FIG. 1537.

Umbilical Belts, *continued.*—

		£	s.	d.
Children's ( <i>Fig. 1536</i> ), jean back and front and elastic sides . . . . .	per doz.	2	2	0
Ditto, ditto, ditto, improved air pads . . . . .	each	0	5	6
Elastic web, to lace ( <i>Fig. 1537</i> ) . . . . .	per doz.	1	2	0
India-rubber, to draw on, common . . . . .	„	0	11	6

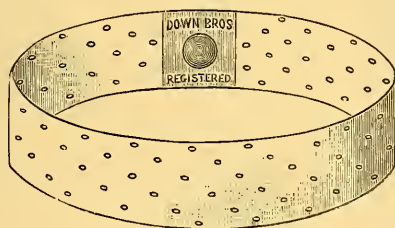


FIG. 1538.

Ditto, Down Bros.' improved, registered (*Fig. 1538*), made in 2 widths,  $2\frac{1}{2}$ -in. and 3-in. . . . . per doz. 1 10 0

*This Band is made entirely of india-rubber, and is therefore "washable," and perforated, so as not to confine the perspiration.*

*The Pad is flat and not convex, and softly padded with Moccasin and air.*

(See also Ladies' and Gents' BELTS and TRUSSES, UMBILICAL.)

### ELASTIC STOCKINGS, etc.

*Prices quoted refer to stock sizes, Nos. 1 to 8. If made to special measurements, charged extra.*

*In all cases exact measurements of the limb should be sent, and allowance will be made for expansion.*

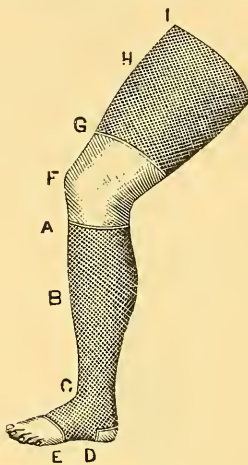


FIG. 1539.

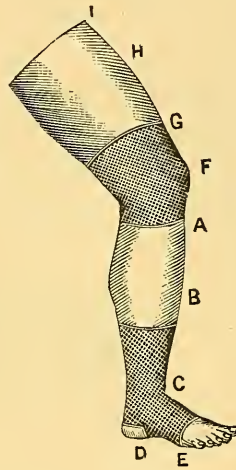


FIG. 1540.

#### DIRECTIONS FOR MEASUREMENTS.

- For a Stocking . . . . . Circumferences at A, B, C, D, and E. Length, A to D.  
 For a Legging . . . . . Circumferences at A, B, and C. Length, A to C.  
 For a Kneecap . . . . . Circumferences at A, F, and G. Length, A to G.  
 For a Sock . . . . . Circumferences at C, D, and E. Length, C to D.  
 For a Thighpiece . . . . . Circumferences at I, H, and G. Length, I to G.

For appliances extending above the knee it is necessary to give the measurement from sole of foot to centre knee (F), and from F upwards as far as the fabric is to reach.

**Elastic Stockings, etc., to lace (these are only made to special order).**

	Silk.	Cotton.	Web and Jean.
Anklets . . . . . per pair	11/-	8/-	15/-
Kneecaps . . . . . "	12/-	9/-	15/-
Leggings . . . . . "	14/-	10/-	—
Stockings . . . . . "	18/-	12/-	25/-
Ditto, Knee . . . . . "	28/-	18/-	—
Ditto, Thigh . . . . . "	38/-	25/-	—

*Directions for measurement as above, and state whether for right or left leg.*



Elastic Stockings, etc., *continued.*

## Elastic Stockings to draw on,—

	Silk.	Stout Silk, to give additional support.	Super Silk, for light pressure and summer wear.	Cotton.
Anklets . . . per pair	5/6	7/6	11/6	3/10
Armlets . . . "	7/-	8/6	12/6	4/-
Kneecaps . . . "	6/6	8/-	12/6	4/-
Leggings . . . "	7/6	9/-	13/6	4/6
Do. Knee . . . "	14/-	16/6	25/6	8/6
Do. Thigh . . . "	21/6	27/6	37/-	12/6
Stockings . . . "	10/-	11/6	18/6	6/-
Do. Knee . . . "	16/6	19/6	30/-	10/-
Do. Thigh . . . "	23/-	28/-	42/-	14/-
Thighpieces . . . "	7/-	10/-	12/6	4/6
Wristlets . . . "	2/3	—	—	1/8
Do. coloured . . . "	2/8	—	—	—
Mittens, „ . . . "	7/-	—	—	—

Leather Kneecaps (*see page 452*).Wire Elastic Anklets and Kneecaps (*see pages 450 and 452*).

## SUSPENDERS.

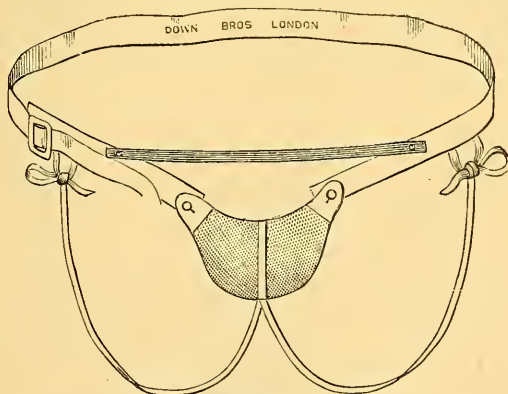


FIG. 1541.

£ s. d.

No. 1.—Cock's, with jean bands, under-straps, and elastic cross-straps (*Fig. 1541*), cotton-net bags, per doz.

1 7 0

Suspenders, *continued.*

	£	s.	d.
No. 2.—Cock's, with jean bands, under-straps, and elastic cross-straps, silk-net bags . . . . . per doz.	2	2	0
<i>These Suspenders (Fig. 1541), made at the suggestion of Mr. E. Cock, give equal support in any position of the body, and without constricting the back of scrotum.</i>			
No. 3.—“Desideratum” . . . . . per doz.	2	5	0
No. 4.—Jean bags, jean bands and under-straps . . . . . „	0	18	0
Ditto, ditto, extra large bags . . . . . „	1	1	0

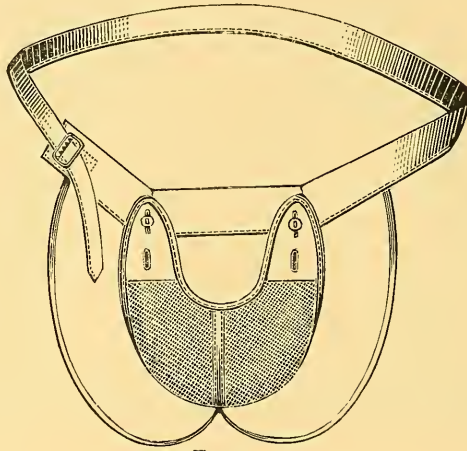


FIG. 1542.

No. 5.—Cotton-net bags, jean bands and under-straps (Fig. 1542) . . . . . per doz.	0	16	6
Ditto, ditto, extra large bags . . . . . „	0	18	6
No. 6.—Silk-net bags, ditto (Fig. 1542) . . . . . „	1	1	0
Ditto, ditto, extra large bags . . . . . „	1	3	0

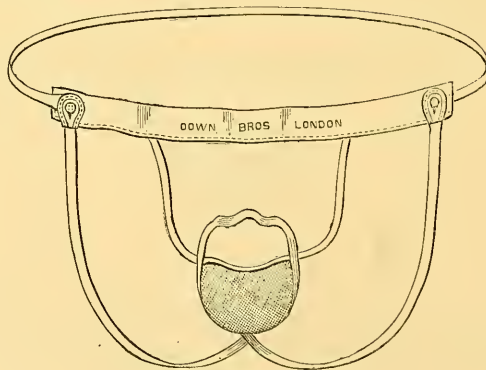


FIG. 1543.

Suspenders, *continued.*

£ s. d.

No. 7.—Silk-net bags, with bands and under-straps of silk elastic for riding ( <i>Fig. 1543</i> ) . . . . .	per doz.	1	16	0
No. 8.—Jean bags, lined with oiled silk for gonorrhœa . . . . .	per doz.	0	9	0
No. 9.—Ditto, lined waterproof, ditto . . . . .	„	0	8	0

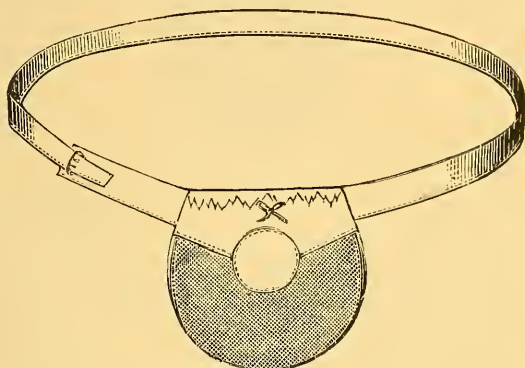


FIG. 1544.

No. 10.—Cotton bags, and tapes to contract the bags, jean bands ( <i>Fig. 1544</i> ) . . . . .	per doz.	0	12	0
No. 11.—Silk bags, ditto, ditto ( <i>Fig. 1544</i> ) . . . . .	„	0	17	0

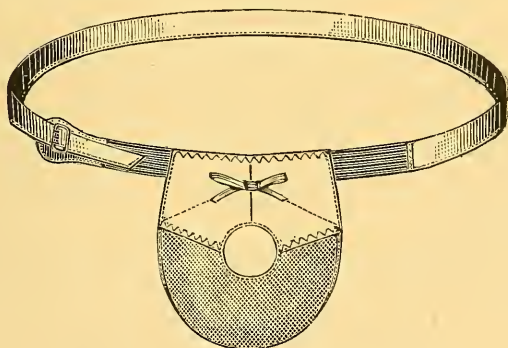


FIG. 1545.

No. 12.—Silk bags, tapes to contract the bags, and elastic insertion in bands ( <i>Fig. 1545</i> ) . . . . .	per doz.	1	2	6
Ditto, ditto, ditto, extra large bags . . . . .	„	1	5	0
No. 13.—Cotton bags, ditto, ditto ( <i>Fig. 1545</i> ) . . . . .	„	0	18	0
Ditto, ditto, ditto, extra large bags . . . . .	„	1	0	0
No. 14.—Cotton bags, tapes to contract the bags and elastic bands . . . . .	per doz.	0	18	0

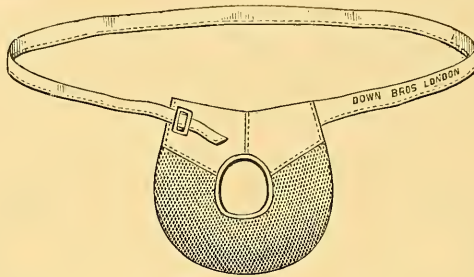
Suspenders, *continued.*

FIG. 1546.

	£	s.	d.
No. 15.—Silk bags, tapes to contract the bags, and elastic bands . . . . . per doz.	1	3	0
No. 16.—Cotton bags and jean bands ( <i>Fig. 1546</i> ) ,, Stout leather bags, lined with chamois and padded straps, for irreducible hernia ( <i>see page 480</i> ).	0	9	0
Morgan's Suspenders, for Varicocele . . . . . each	0	5	6
Orchitis Bags, India-rubber, to lace . . . . . ,,	0	2	6
Varicocele Rings . . . . . per doz.	0	8	0

## TRUSSES.

*Measurement required.*—Circumference 2 inches below crest of ilium, tape passing over the seat of hernia and meeting at os pubis. State whether right or left, and some description of size of hernia.

*Trusses and similar appliances are not sent out on approval, but in difficult cases, in the event of their not fitting, particulars should be given of required alterations, which will be carefully carried out at least possible cost.*

*All cases sent for fitting receive careful attention, and charge made according to circumstances.*

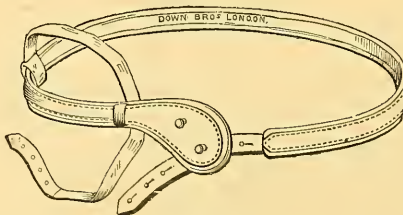


FIG. 1547.

Trusses, *continued.*

For Inguinal Hernia,—

SINGLE :

	£	s.	d.
Ordinary quality "Circular" . (Fig. 1547) per doz.	1	4	0
Medium ditto, calf and white doe . . . . . each	0	5	6
Best ditto, red morocco and white kid . . . . . " . . . . . "	0	10	6
Elastic gum ditto, for bathing . . . . . " . . . . . "	0	7	6
India-rubber covered ditto, for children . . . . . " . . . . . "	0	4	6
Water-pad ditto, with extra light elastic springs (Fig. 1547) . . . . . each	0	14	6
Ditto, ditto, and slide head . . . . . " . . . . . "	0	16	6

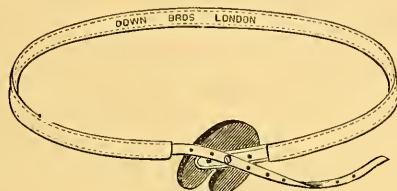


FIG. 1548.

Wood's ditto, with horse-shoe pad (Fig. 1548) . . . . . each	0	8	6
Ditto, ditto, with vulcanite ditto . . . . . " . . . . . "	0	12	6
Ditto, ditto, with water ditto . . . . . " . . . . . "	0	17	6

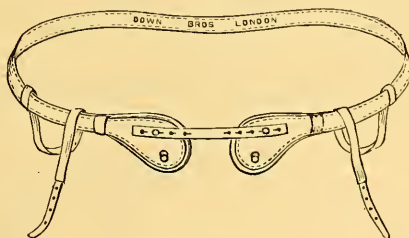


FIG. 1549.

DOUBLE :

Ordinary quality "Circular" . (Fig. 1549) per doz.	1	19	0
Medium ditto, calf and white doe . . . . . each	0	9	6
Best ditto, red morocco and white kid . . . . . " . . . . . "	0	16	6
Elastic gum covered ditto, for bathing . . . . . " . . . . . "	0	12	0
India-rubber covered ditto, for children . . . . . " . . . . . "	0	6	0
Water-pad ditto, with extra light elastic springs (Fig. 1549) . . . . . each	1	2	0
Ditto, ditto, with slide heads . . . . . " . . . . . "	1	6	0
Wood's ditto, with horse-shoe pads . . . . . " . . . . . "	0	14	0
Ditto, ditto, with vulcanite ditto . . . . . " . . . . . "	1	1	0
Ditto, ditto, with water ditto . . . . . " . . . . . "	1	4	0

Trusses, *continued.*

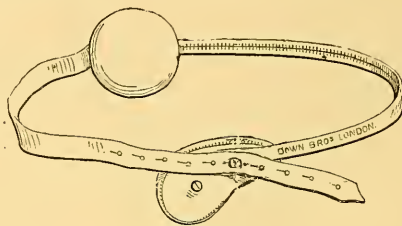


FIG. 1550.

For Inguinal Hernia, *continued*,—

· COLES' (expired patent),—

Single (*Fig. 1550*) . . . . .

Ditto, "Desideratum" adjustable heads . . . . .

Double . . . . .

£ s. d.

each 0 7 6

„ 0 12 6

„ 0 14 0

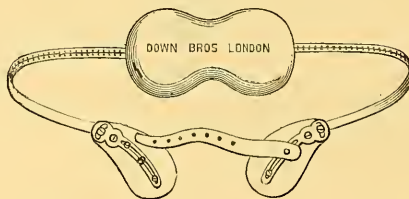


FIG. 1551.

Ditto, "Desideratum" adjustable heads (*Fig. 1551*)

each 1 5 0

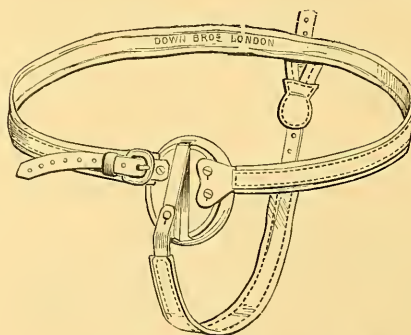


FIG. 1552.

MOCMAIN, expired patent (*Fig. 1552*),—

Single . . . . . each 0 9 0

Double . . . . . „ 0 13 6

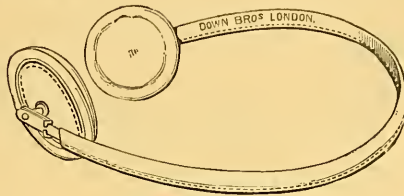
Trusses, *continued.*

FIG. 1553.

For Inguinal Hernia, *continued.*—SALMON AND ODY'S, expired patent (*Fig. 1553*),—

	£	s.	d.
Single, common quality . . . . .	1	16	0
per doz.			
Ditto, medium covered calf . . . . .	0	6	6
Ditto, best red morocco and white kid . . . . .	0	15	6
„			
Double, common quality . . . . .	3	12	0
per doz.			
Ditto, medium ditto, covered calf . . . . .	0	12	6
Ditto, best ditto, covered red morocco and white kid . . . . .	1	7	6
each			

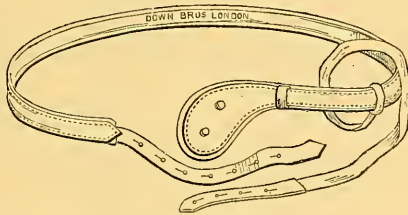


FIG. 1554.

For Femoral Hernia (*Fig. 1554*).

## SINGLE :

Ordinary quality . . . . .	per doz.	1	7	0
Medium ditto, covered calf and white doe . . . . .	each	0	6	0
Best ditto, red morocco and white kid . . . . .	„	0	11	6
Water-pad, with light elastic springs . . . . .	„	0	15	0
Ditto, ditto, and slide head . . . . .	„	0	17	6

## DOUBLE :

Ordinary quality . . . . .	per doz.	2	5	0
Medium ditto, covered calf and white doe . . . . .	each	0	10	0
Best ditto, red morocco and white kid . . . . .	„	0	17	6
Water-pad, with light elastic springs . . . . .	„	1	2	6
Ditto, ditto, and slide head . . . . .	„	1	7	6

## For Irreducible Hernia,—

Single, with hollow pad . . . . .	each, from	0	10	6
Best ditto . . . . .	„ „	1	1	0

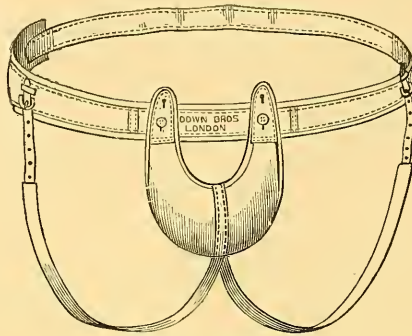
Trusses, *continued.*

FIG. 1555.

For Irreducible Hernia, *continued.*—

£ s. d.

Stout Leather Bags, lined with chamois and padded  
band (*Fig. 1555*) . . . . . each 0 15 6

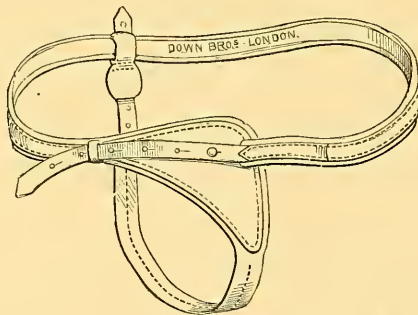


FIG. 1556.

For Scrotal Hernia (*Fig. 1556*).

## SINGLE :

Ordinary quality . . . . .	each	0	4	6
Medium ditto, calf and white doe . . . . .	”	0	8	6
Best ditto, red morocco and white kid . . . . .	”	0	13	6
Covered in india-rubber, for children . . . . .	”	0	5	6

## DOUBLE :

Ordinary quality . . . . .	each	0	7	6
Medium ditto, calf and white doe . . . . .	”	0	15	0
Best ditto, red morocco and white kid . . . . .	”	1	5	0
Covered in india-rubber, for children . . . . .	”	0	7	6



Trusses, *continued.*

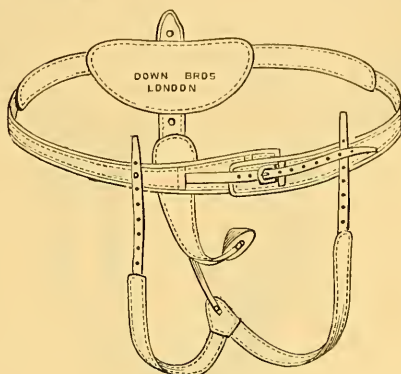


FIG. 1557.

Prolapsus Ani Trusses (*Fig. 1557*) . . . each £ s. d.  
 1 3 0

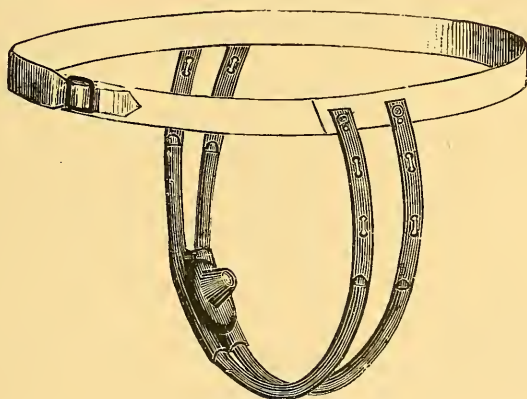


FIG. 1558.

Ditto, India-rubber pad and under-straps, jean band,  
 (*Fig. 1558*) . . . . . each 0 5 6

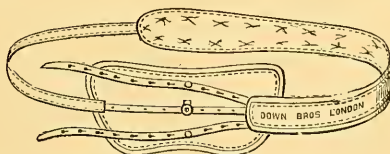


FIG. 1559.

Prolapsus Uteri Trusses, Hull's (*Fig. 1559*) . each 1 2 0

Trusses, *continued.*

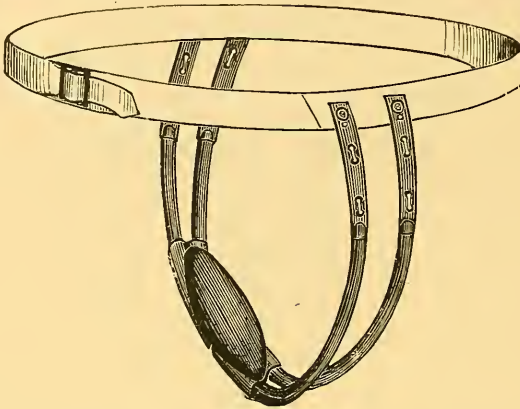


FIG. 1560.

Prolapsus Uteri Trusses, *continued.*—

Ditto, India-rubber pad and under-straps, jean band  
(Fig. 1560) . . . . . each

£	s.	d.
0	5	6

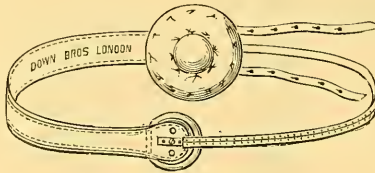


FIG. 1561.

Umbilical Trusses (Fig. 1561),—

Ordinary quality . . . . .	each	0	10	6
Medium ditto, calf and white doe . . . . .	„	0	13	6
Best ditto, red morocco and white kid . . . . .	„	1	1	0

(See also ABDOMINAL BELTS.)

INDIA-RUBBER URINALS.

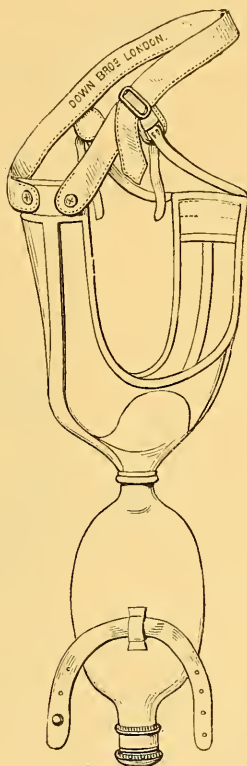


FIG. 1562.

		£	s.	d.
Colotomy . . . . .	each	1	1	0
For Extroversion of Bladder . . . . .	„	0	18	6
For Fæces and Urine, Male or Female ( <i>Fig</i> 1562)	each	0	19	0
For Perineal Fistula . . . . .	„	1	1	0

India-rubber Urinals, *continued.*




FIG. 1563.

Female,—	£	s.	d.
Day use ( <i>Fig. 1563</i> ), each	0	12	0
Ditto, with large tops			
each	0	12	0

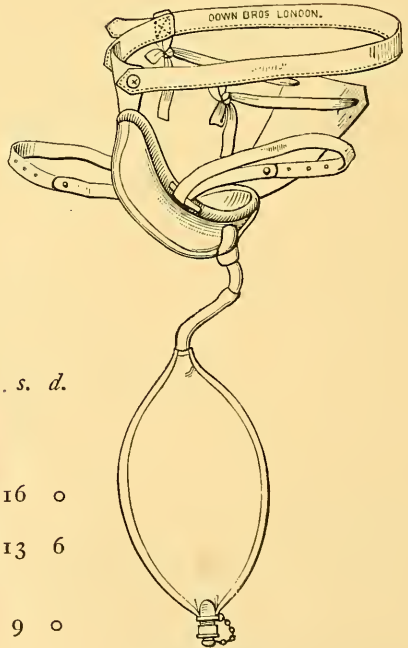


FIG. 1564.

Female,—	s.	d.
Day or Bed use, with improved top, close fitting, edges protected with soft air-pad ( <i>Fig. 1564</i> ). each	16	0
Ditto, French pattern		
each	13	6
Bed use, with long tube to hang outside the bed-clothes . . . . each	9	0



India-rubber Urinals, *continued.*

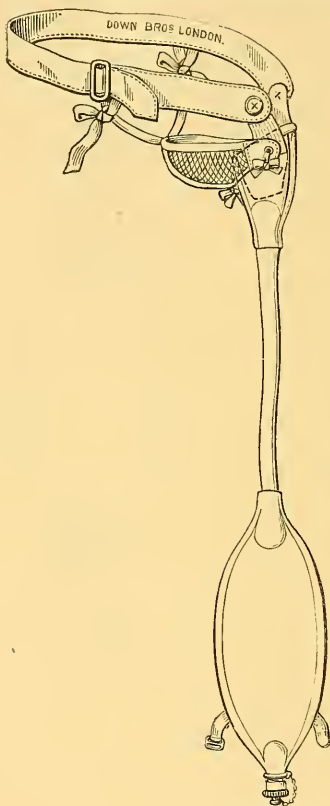


FIG. 1567.

Male, *continued*,— £ s. d.  
 Day and Bed use  
 (Fig. 1567), each 0 12 0

Male,— s. d.  
 Day and Bed use,  
 with double bag  
 (Fig. 1568)  
 each 13 6  
 Bed use, with long  
 tube to hang  
 outside the bed-  
 clothes . each 7 6

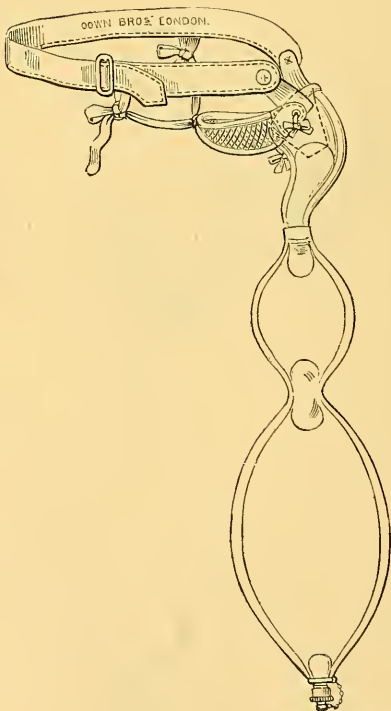


FIG. 1568.

India-rubber Urinals, *continued.*

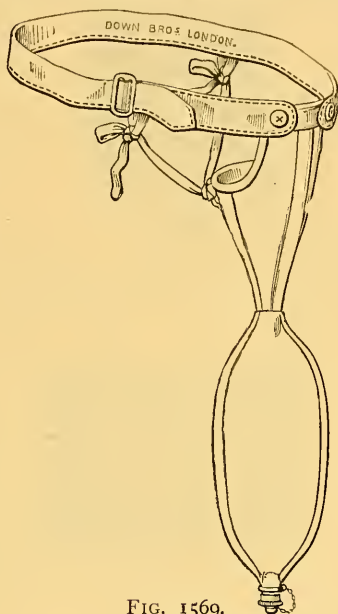


FIG. 1569.

Male, *continued,*—

To contain the Scrotum (*Fig. 1569*) . . . . . each

£ s. d.  
0 12 0

Earthenware, Glass, Gutta-percha, India-rubber  
and Pewter, for bed use (*see pages 515, 516*).

AIR AND WATER CUSHIONS, BED SHEETS, Etc.

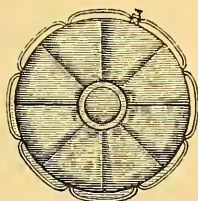


FIG. 1570.

Air Cushions, Circular, Reeded (*Fig. 1570*), with  
central depression (which can be cut out if desired),—

	15	16	17	18	19	20	21 in.
Each	9/-	10/-	10/9	11/6	12/6	13/6	14/9


Air and Water Cushions, Bed Sheets, etc., *continued.*

FIG. 1571.

Air Cushions, Reeded (*Fig. 1571*), with central depression (which can be cut out if desired),—

	16 × 12	16 × 14	16 × 16	18 × 15 in.
Each	8/3	9/-	10/-	10/-




FIG. 1572.

Air Cushions, Reeded (*Fig. 1572*),—

	16 × 12	16 × 14	16 × 16	18 × 15	18 × 18 in.
Each	7/-	8/3	9/3	9/3	11/9
		18 × 22	18 × 26 in.		
Each		12/6	14/6		

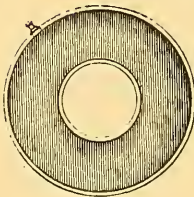


FIG. 1573.

Air Pillows, Circular (*Fig. 1573*), with central depression (which can be cut out if desired),—

	15	16	17	18	19 in.
Each	6/3	6/6	7/3	8/3	9/9

Air Pillows (*Fig. 1574*),—

	18 × 13	18 × 15	18 × 18	22 × 18	24 × 18 in.
Each	7/-	7/9	9/-	10/-	10/9
		26 × 18	30 × 18 in.		
Each		11/9	12/6		

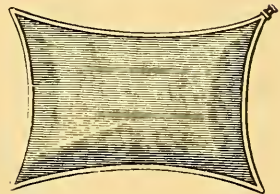


FIG. 1574.



Air and Water Cushions, Bed Sheets, etc., *continued.*

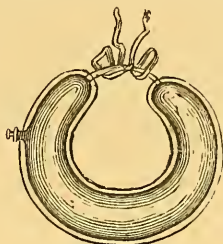


FIG. 1575.

Neck Air Pillows (*Fig. 1575*),—

	23 × 16	25 × 16	25 × 18 in.
Each	10/-	11/6	12/6

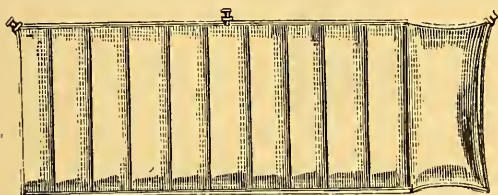


FIG. 1576.

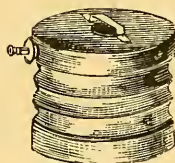


FIG. 1577.

Swimming Belts,—

	36 × 6	40 × 6	40 × 8 in.
Each	9/9	10/9	12/6

Air Beds with raised Pillows (*Fig. 1576*),—

	54 × 40	72 × 36	84 × 30	88 × 39	88 × 48 in.
Each	50/6	59/-	57/6	75/-	90/-

Bellows, for inflating ditto (*Fig. 1577*), each, 7/6.

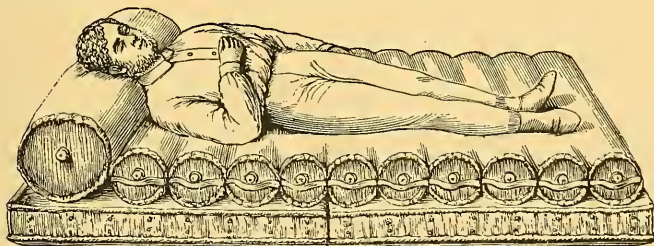


FIG. 1578.

Mattresses, Millar's Tubular, Patent ( <i>Fig. 1578</i> ),	£	s.	d.
For air, with 10 Tubes of 5-in. diam. . . . .	each	6	12 0
Bellows for ditto . . . . .	„	0	6 6

Air and Water Cushions, Bed Sheets, etc., *continued.*

<b>Mattresses, Millar's Tubular, Patent, <i>continued</i>,—</b>		£	s.	d.
Extra Tubes for ditto	. . . . .	each	0	12 0
Funnel Sheets for ditto	. . . . .	„	0	12 6
For water, with 10 Tubes of 5-in. diam.	. . . . .	„	7	4 0
Extra Tubes for ditto	. . . . .	„	0	14 6.
With double valves for air and water, with 10 Tubes of 5-in. diam.	. . . . .	each	9	0 0
Extra Tubes for ditto	. . . . .	„	0	16 0
Head Pillows	. . . . .	„	1	0 6

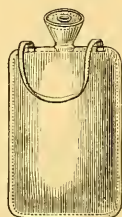


FIG. 1579.

**Water Bottles, for the feet and stomach, etc. (Fig. 1579),**  
plain,—

	8 × 6	10 × 7	10 × 8	12 × 6	12 × 8	12 × 10	14 × 8 in.
Each	3/-	3/9	4/6	3/9	5/3	6/-	5/9
		14 × 10	14 × 12	16 × 10	16 × 12 in.		
Each		6/9	8/-	7/6	8/9		

**Water Bottles, Covered (Fig. 1579),—**

	8 × 6	10 × 8	12 × 6	12 × 8	12 × 10	14 × 8	14 × 10 in.
Each	4/6	6/3	5/6	7/3	8/3	8/-	9/6
			16 × 10	16 × 12 in.			
Each			10/6	12/3			

**Water Pillows, Circular,—**

	15	16	17	18	19	20	21	22 in.
Each	7/9	8/9	10/-	11/-	12/-	13/-	14/-	15/-

**Water-Pillows, Horse-shoe Shape, for sloughing of the sacrum,—**

	16 × 23	16 × 25	18 × 23	18 × 25 in.
Each	10/6	11/3	11/3	12/-

**Water Pillows,—**

	18 × 15	18 × 18	20 × 18	22 × 18	24 × 18 in.
Each	13/-	14/9	16/-	17/3	18/9
		26 × 18	28 × 18 in.		
Each		20/6	22/-		

Air and Water Cushions, Bed Sheets, etc., *continued.*

## Water Beds,—

	24 × 36	48 × 36	72 × 36 in.
Each	50/-	100/-	135/-

## Water Beds, with Funnel through centre,—

Each 72 × 36 in., £7 15s.

## Bed Sheets, with eyelet holes for tying down to the bedstead,—

	36 × 36	48 × 48	72 × 36	72 × 72 in.		
Each	5/9	9/9	10/9	18/-	£	s. d.

Ditto, with Funnel through centre, 48 × 48 . . . each 1 4 0

## Waterproof Sheeting,—

No. 1.	Jaconet, 42-inch	. . . . .	per yard	0	2	3
„ 1A.	Ditto, pink, ditto	. . . . .	„	0	2	4
„ 2.	36-inch "Hospital"	. . . . .	„	0	2	3
„ 3.	36-inch Stout Hospital	. . . . .	„	0	2	8
„ 4.	36-inch Stout Wigan (as used at St. Thomas's Hospital)	. . . . .	per yard	0	3	8
„ 5.	54-inch Stout Hospital	. . . . .	„	0	4	0
„ 6.	63-inch Stout Wigan	. . . . .	„	0	4	3
„ 7.	36-inch proofed on both sides.	. . . . .	„	0	2	8
„ 8.	42-inch ditto	. . . . .	„	0	3	0
„ 9.	36-inch Stout ditto	. . . . .	„	0	3	8
„ 10.	36-inch Very Stout ditto	. . . . .	„	0	4	9

*Special quotations for large quantities.*

ICE BAGS AND APPARATUS FOR LOCAL APPLICATION  
OF HEAT AND COLD.

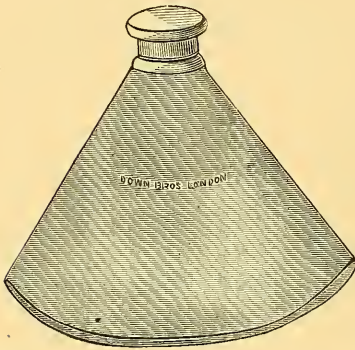


FIG. 1580.

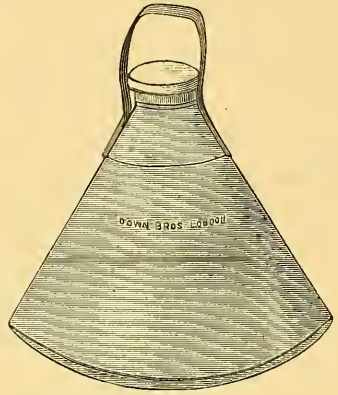


FIG. 1581.

Ice and Hot Water Bags,—

With Boxwood Caps (*Fig. 1580*), 2 sizes,

£ s. d.

each, 4s. 6d. and     o 5 0

Ditto, Down Bros.' improved, with loops for suspen-  
sion, and necks strengthened with canvas lining  
(*Fig. 1581*), 2 sizes . . . each, 5s. 3d. and

o 6 0

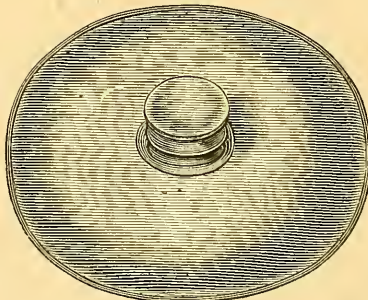


FIG. 1582.

Circular, for the head, etc. (*Fig. 1582*), 3 sizes,

each, 4s. 6d., 5s. and     o 5 3

Ice Bags and Apparatus, *continued.*



FIG. 1583.

Ice and Hot Water Bags, *continued.*—

Curved, for the Throat, etc. ( <i>Fig. 1583</i> )	. . .	each	£	s.	d.
Eye, single, each, 2s. ; double	. . .	. . .	0	3	6
			0	4	0

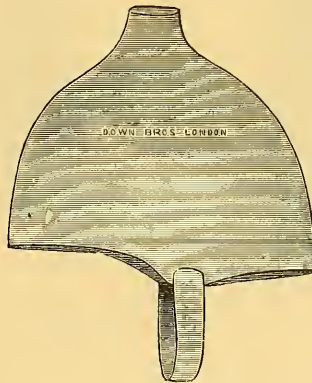


FIG. 1584.

Helmet shape ( <i>Fig. 1584</i> )	. . . . .	each	0	6	0
-----------------------------------	-----------	------	---	---	---

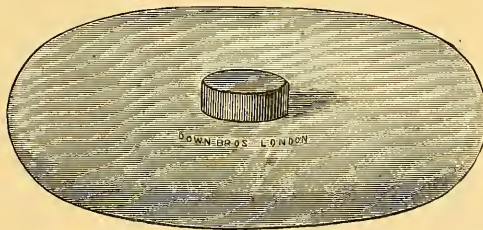


FIG. 1585.

Oval, Abdomen, etc. ( <i>Fig. 1585</i> )	. . . . .	each	0	7	6
Spinal, Chapman's expired patent ( <i>Fig. 1586</i> ),—					
	8    10    12    14    16    18    20    22 in.				
Each	7/2    7/6    8/3    9/-    9/9    10/6    11/3    12/-				
	24    26 in.				
Each	12/9    13/6				

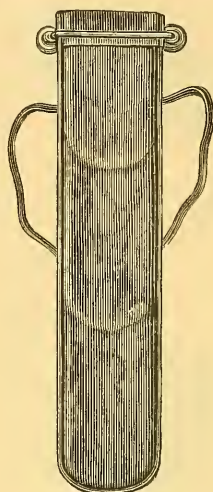
Ice Bags and Apparatus, *continued.*

FIG. 1586.

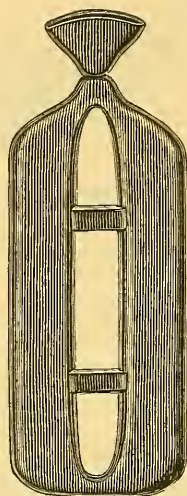


FIG. 1587.

## Ice and Hot Water Bags,—

Spinal, Lumbar region, Chapman's expired patent, each £ s. d.  
 Spinal, for hot water, Chapman's ditto (*Fig.* 1587),— 0 9 0

	6	8	10	12	14 in.
Each	4/6	5/-	6/-	7/2	8/3

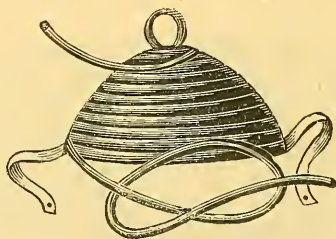


FIG. 1588.

Spiral, for applying continuous stream of iced water to the head (*Fig.* 1588) . . . . . each 1 5 0

## Leiter's Temperature Regulators,—

Circular,—

	2½	3½	5	6	7	9 in. diam.
Each	7/-	7/6	8/6	9/6	10/6	12/6

Ice Bags and Apparatus, *continued.*Leiter's Temperature Regulators, *continued.*—

Circular Caps, for the head,—

	16	17	18	19	20	21	22 in. circf.
Each	10/6	11/-	11/6	12/-	12/6	13/-	13/6
			23	24 in. circf.			
Each			14/6	15/6			

Long and Narrow, for neck, along the spine, around joints, etc.,—

	6 × 3	8 × 3	10 × 2	10 × 3	12 × 3	12 × 4 in.
Each	7/6	8/6	9/6	11/-	12/-	13/-
			14 × 5	20 × 6 in.		
Each			15/-	22/6		

Square, for chest, abdomen, and joints,—

	7 × 5½	8 × 6	10 × 7	20 × 12	24 × 15	32 × 20 in.
Each	10/-	11/6	13/-	27/6	42/-	65/-

## ANTISEPTIC SPRAYS.

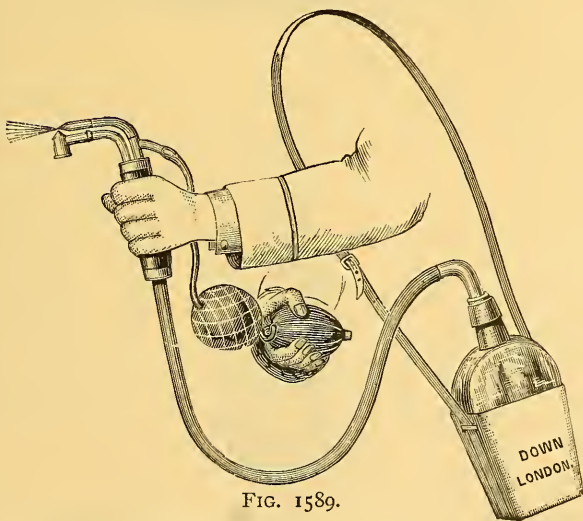


FIG. 1589.

Golding-Bird's Hand Spray (*Fig.* 1589) . . . each 1 17 6

Antiseptic Sprays, *continued.*

£ s. d



FIG. 1590.

Lister's, ditto (*Fig.* 1590) . . . . . each 0 18 6



FIG. 1591.

Self-cleansing, for carbolizing sick rooms, etc. (*Fig.* 1591) . . . . . each 0 6 0




Antiseptic Sprays, *continued.*

FIG. 1592.

Steam Sprays (*Fig. 1592*),—

	£	s.	d.
For dressing, No. 1, with glass bottle . . . . . each	2	15	0
Ditto, with hollow metal base instead of bottle to hold the carbolic . . . . . "	3	7	6
Operating, No. 2, with glass bottle . . . . . "	3	13	6
Ditto, with hollow metal base . . . . . "	4	4	0
Ditto, No. 3, with glass bottle . . . . . "	5	0	0
Ditto, with hollow metal base . . . . . "	5	15	0
Ditto, No. 4, with double jets and glass bottle . . . . . "	6	15	0
Ditto, ditto, with hollow copper base . . . . . "	7	15	0
<i>No. 3 can be fitted with double jets at an extra charge of .</i>	0	15	0
<i>Nos. 3 and 4 can be fitted with handles for carrying at an extra charge of . . . . .</i>	0	10	6

APPLIANCES FOR THE WARD AND SICK ROOM,  
AND SURGERY SUNDRIES.



FIG. 1593.

Arm Baths, plain tin, 2 sizes . . . . .	each, 6s. and	£	s.	d.
Back Rest, for bandaging ( <i>Fig.</i> 1593) . . . . .	each	0	8	6
		0	10	6

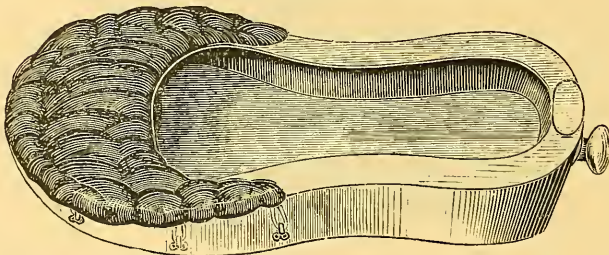


FIG. 1594.

Bed Baths, or "Bidets," padded ( <i>Fig.</i> 1594) . . . . .	each	0	14	0
Ditto, "extra wide," ditto . . . . .	"	0	16	0
Ditto, ditto, ditto, with tube and stopcock . . . . .	"	1	1	0




FIG. 1595.

Bed Pans, circular ( <i>Fig.</i> 1595), earthenware, 3 sizes,	each, 3s. 4d., 3s. 8d.; and	0	4	4
<i>With Covers, 1s. each extra.</i>				
Ditto, ditto ( <i>Fig.</i> 1595), pewter, each, 11s. 6d., 13s. 6d.				
	and	0	18	6

Appliances for the Ward and Sick Room, etc., *continued.*

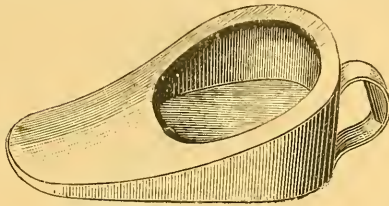


FIG. 1596.

Bed Pans, *continued*,—

Ditto, slipper-shape, earthenware ( <i>Fig. 1596</i> ),—	£	s.	d.
3 sizes, each, 3s. 4d., 4s., and	o	4	8
<i>With Covers, 1s. 4d. each extra.</i>			

Ditto, ditto, French model, 2 sizes, each, 4s. 3d. and	o	4	9
--	---	---	---

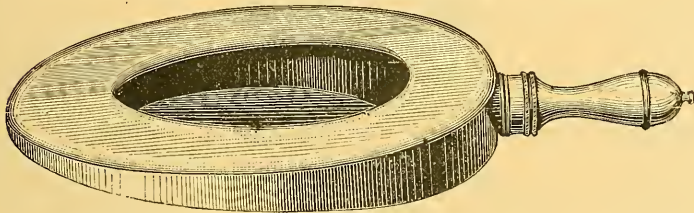


FIG. 1597.

Ditto, ditto, pewter ( <i>Fig. 1597</i> ), with cover	each	1	15	6
---	------	---	----	---

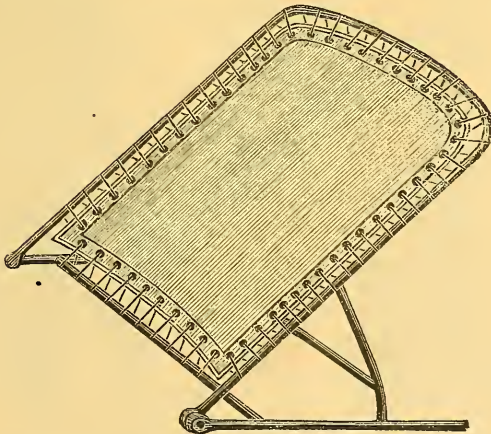


FIG. 1598.

Bed Rests, canvas backs, with iron frames (*Fig. 1598*)

	each	o	10	6
Ditto, webbing backs and wood frames	„	o	15	6

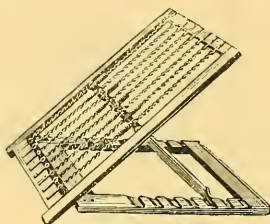
Appliances for the Ward and Sick Room, etc., *continued.*

FIG. 1599.

Bed Rests, *continued*,—Ditto, "Palatine," with spring backs (*Fig.* 1599),

£ s. d.

each 0 18 0



FIG. 1600.

Bleeding Basins, earthenware, graduated in ounces,

each, 16-oz., 1s. 8d. ; 24-oz. 0 2 3

Ditto, pewter, ditto (*Fig.* 1600)

each, 16-oz., 2s. 3d. ; 24-oz., 3s. ; 32-oz. 0 3 9



FIG. 1601.



FIG. 1602.

Drop Bottles, Chalk's (*Fig.* 1601) . . . per doz. 0 12 0Ditto, grooved stoppers (*Fig.* 1602),  $\frac{1}{2}$ -oz. and 1-oz.,  
per doz. 3s. and 0 4 0

Appliances for the Ward and Sick Room, etc., *continued.*



FIG. 1603.



FIG. 1604.



FIG. 1605.



FIG. 1606.

Drop Bottles, *continued*,—

Ditto, Liebreich's, for the Eye (*Fig. 1603*) per doz. £ s. d.

Drop Tubes, with india-rubber caps, *Fig. 1604*, per doz.,

2s. ; *Fig. 1605*, 2s. 6d. ; *Fig. 1606* . . . . . 0 4 0

L L


Appliances for the Ward and Sick Room, etc., *continued.*

FIG. 1607.

Foot Warmers, tin ( <i>Fig. 1607</i> ), 2 sizes, each, 3s. 3d. and	£	s.	d.
Breast Pumps, brass, in mahogany cases . . . each	0	4	6
	0	8	6

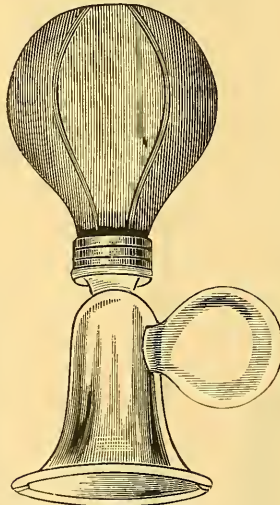


FIG. 1608.

Breast Relievers, with india-rubber balls ( <i>Fig. 1608</i> ),			
per doz., 2-oz., 3os. ; 4-oz.	2	2	0
Bronchitis Kettles ( <i>see pages 93-96</i> ).			



FIG. 1609.

Brushes, Camel Hair,—

Crow . . . per gross, short, 4s. 9d. ; long ( <i>Fig. 1609</i> )	0	5	3
--	---	---	---



Appliances for the Ward and Sick Room, etc., *continued.*

SICK ROOM CHART

PUBLISHED BY  
W. H. STICKLAND, Pharmaceutical Chemist, SOUTH KENSINGTON, and entered at Stationers' Hall.  
Date \_\_\_\_\_ DAY \_\_\_\_\_ Nurses' Return \_\_\_\_\_

Hour.	Nutrient—Nature of.	Stimulant.	Medicine.	Temp- ture of Stomach.	Temp- ture of Rectum.	Temp- ture of Artery.	Pulse.	Temp- erature of Skin.
Eight A.M.								
15								
30								
45								
Nine								
15								
30								
45								
Ten								
15								
30								
45								
Eleven								
15								
30								
45								
Twelve								
15								
30								
45								
One P.M.								
15								
30								
45								
Two								
15								
30								
45								
Three								
15								
30								
45								
Four								
15								
30								
45								
Five								
15								
30								
45								
Six								
15								
30								
45								
Seven								
15								
30								
45								
Eight								
15								
30								
45								
TOTALS								
Change of Nurse								
Signed,				Nurse.				
Remarks								

FIG. 1615.

Brushes, Glass, for applying Acids . . . per doz.	£	s.	d.
Charts, "Sick Room," Stickland's, in sets for one week, day and night ( <i>Fig. 1615</i> ) . . . per set	0	3	9
Chatelaines, 4 chains, nickel plated . . . each	0	5	6
Ditto, 6 chains, ditto . . . . . ,,	0	6	6
Clinical Thermometers and Charts ( <i>see pages 418-420</i> ).			
Dr. Diver's Tocophelia, or Couchaide ( <i>Fig. 1616</i> ),— each, 21s. ; with cable	1	3	6



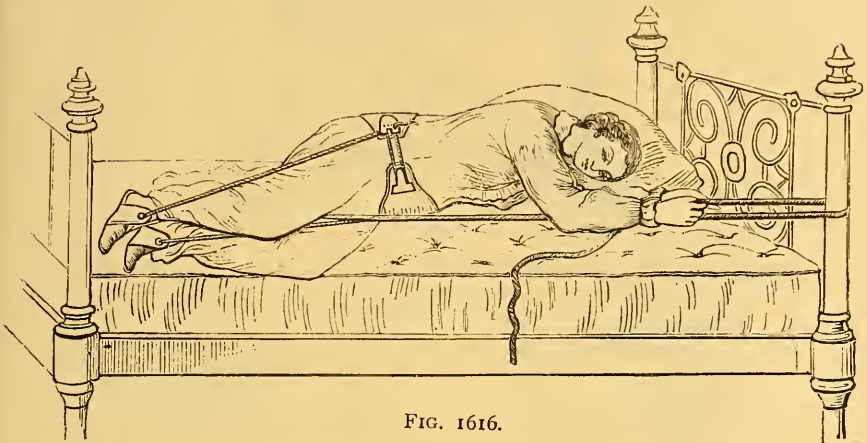
Appliances for the Ward and Sick Room, etc., *continued.*

FIG. 1616.

*This apparatus is designed to utilize the habit which Parturient Women have of PULLING during their pains.*

*The patient, by means of it, is able to accomplish for herself firm pressure to the back, where such pressure is grateful; also an even and comfortable support to the uterus, and she is provided with a resting surface for the feet in any part of the bed. For the act of pulling, this apparatus has a soft woollen cable of suitable thickness. At the end of the cable is a pulley through which a cord runs, and thence through a ring in each of a pair of stirrups, made of broad canvas, for the feet. From the stirrups the cord is conducted on each side of the patient to a cushioned pad placed over the back, and from this it passes to an abdominal belt in such a manner that when she pulls the cushion is firmly pressed against the back, and the uterus is supported by the abdominal belt.*

*As soon as the patient ceases to pull the pressure is relaxed, therefore the support is given just WHEN it is wanted, and where it is felt to be useful.*




FIG. 1617.

## Dressing Trays, etc.,—

Earthenware, kidney-shaped (*Fig. 1617*), 3 sizes, £ s. d.  
per doz., 15s., 21s., and 1 7 0

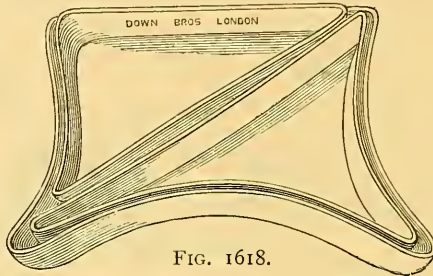
Appliances for the Ward and Sick Room, etc., *continued.*

FIG. 1618.

Dressing Trays, etc., *continued.*—

	£	s.	d.
Earthenware, set of 3, Guy's pattern ( <i>Fig. 1618</i> ), per set	0	9	0
Ditto, square ( <i>Fig. 1620</i> ), 10 × 8, each, 2s. 3d.; 11 × 9, 3s.; 16 × 12, 8s. 9d.; 18 × 16	0	14	6
Metal (copper-tinned), set of 3, Guy's pattern ( <i>Fig.</i> 1618) . . . . . per set	0	19	6
Papier-mâché, kidney shaped ( <i>Fig. 1617</i> ), 3 sizes, per doz., 6s., 9s., and	0	12	0

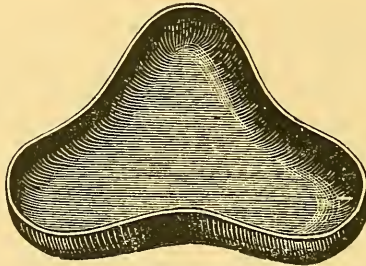


FIG. 1619.

Papier-mâché, triangular (*Fig. 1619*), 2 sizes per doz. 1 7 0




FIG. 1620.

Appliances for the Ward and Sick Room, etc., *continued.*

Dressing Trays, etc., <i>continued.</i> —		£	s.	d.
Papier-mâché, square, for carbolizing instruments ( <i>Fig.</i>				
1620),	9½ × 7½, 3s. 9d. ; 12 × 10, 5s. ; 14½ × 12, 7s. ;			
	16½ × 14 . . . . .	o	10	o
Ditto, Bowls for Ward use, etc., 9½ × 4, 3s. ; 11 × 4½,				
	4s. ; 12½ × 5, 5s. ; 14 × 5½ . . . . .	o	7	6
Vulcanite, kidney shaped ( <i>Fig.</i> 1617), 5 sizes,				
	each, 3s. 9d., 4s., 4s. 9d., 5s. 9d. and	o	6	9
Ditto, triangular ( <i>Fig.</i> 1619) . . . . . each				
		o	6	9
Electric Bells for Invalids, 20 yards wire and push				
	handle . . . . . each	1	o	o
Eye Baths, glass . . . . . per doz.				
		o	2	o



FIG. 1621.



FIG. 1622.

Feeding Cups, earthenware ( <i>Fig.</i> 1621)	per doz.	o	8	6
Ditto, pewter ( <i>Fig.</i> 1621), 2 sizes, per doz., 42s. and		2	8	o
Ditto, ditto, upright ( <i>Fig.</i> 1622)	per doz.	2	2	o



FIG. 1623.

Funnels, earthenware, 1-oz., 8d. ; 2-oz., 9d. ; 4-oz., 1s. ;				
8-oz., 1s. 6d. ; 1-pint, 2s. ; 1½-pints, 2s. 6d. ; 2-pints	o	3	6	
Ditto, glass, per doz., 1-oz., 2s. ; 2-oz., 2s. 3d. ; 4-oz.,				
3s. 9d. ; 8-oz., 5s. 3d. ; 20-oz. . . . .	o	7	6	
Ditto, pewter ( <i>Fig.</i> 1623), 1-oz., 7d. ; 4-oz., 1s. 2d. ;				
½-pint, 1s. 6d. ; 1-pint . . . . .	o	2	6	
Ditto, vulcanite, 1-oz. . . . . each	o	1	6	

Hot Air Baths (*see page 96*).Ice Bags (*see pages 492-495*).Inhalers (*see pages 98-101*).

Iodoform Dredges, glass bottles, with perforated box-wood tops, per doz., 1-oz., 15s. ; 2-oz. . . . . 1 1 0

Iodoform Puffs,—

Bardeleben's . . . . . each	o	3	9
Ear and Nose ( <i>Fig.</i> 456, <i>p.</i> 126) . . . . . „	o	2	6
Kabierski's ( <i>Fig.</i> 299, <i>p.</i> 73), with one tube . . . . . „	o	7	6

**Appliances for the Ward and Sick Room, etc., *continued.***

**Iodoform Puffs, *continued.*—**

EXTRA TUBES for KABIEFSKI'S,—		£	s.	d.
<i>m</i> , for Larynx . . . . .	each	0	1	0
<i>l</i> , for Vagina . . . . .	„	0	1	0
<i>k</i> , for Nose and Ear . . . . .	„	0	1	0
<i>n n</i> , India-rubber for Eye, etc. . . . .	„	0	1	0
To blow with mouth . . . . .	„	0	1	9
India-rubber Balls, with vulcanite pipes, per doz., $\frac{1}{2}$ oz., 15s. ; 1 oz. . . . .		0	18	0
Lactometers, with Trial Glasses . . . . .	per doz.	1	1	0
Cream tubes, set of 4, with stand . . . . .		0	6	0

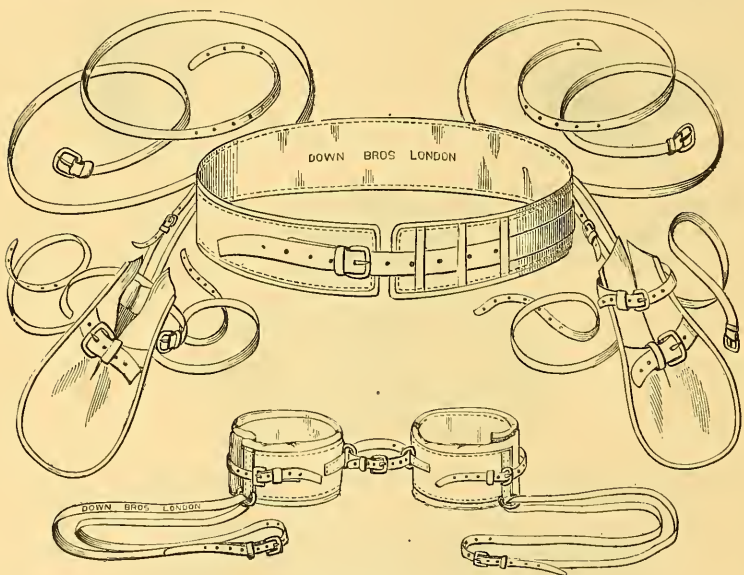


FIG. 1624.

Manacles ( <i>Fig.</i> 1624) . . . . .	per set	1	12	0
Straight Jacket . . . . .	each	0	13	6

**Measures, Glass, Graduated,—**

Conical, per doz., 1-dram, 6s. ; 2-dram, 7s. ; $\frac{1}{2}$ -oz., 5s. ; 1-oz., 6s. ; 2-oz., 6s. 9d. ; 3-oz., 7s. 6d. ; 4-oz., 9s. ; 6-oz., 10s. 6d. ; 8-oz., 12s. ; 10-oz., 14s. ; 12-oz., 18s. ; 16-oz., 21s. ; 20-oz. . . . .		1	2	6
Cup Bottom, 1-oz., 6s. ; 2-oz., 6s. 9d. ; 3-oz., 7s. 6d. ; 4-oz., 9s. ; 6-oz., 10s. 6d. ; 8-oz., 12s. ; 10-oz., 14s. ; 12-oz., 18s. ; 16-oz., 21s. ; 20-oz. . . . .		1	2	6

Appliances for the Ward and Sick Room, etc., *continued.*



FIG. 1624A.



FIG. 1624B.

Measures, Patent Opaque Glass,—

£ s. d.

Fig. 1624A, per doz., 1-OZ., 20s.; 2-OZ., 25s.; 4-OZ., 30s.;  
6-OZ., 34s.; 8-OZ., 40s.; 10-OZ., 47s.; 20-OZ., 55s.;

40-OZ. . . . . 4 14 0  
Fig. 1624B, 60-minim, per doz., 22s.; 120-minim,  
per doz. 1 4 0

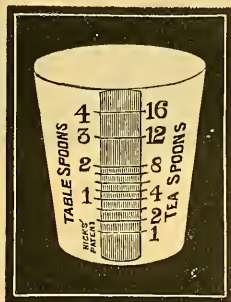


FIG. 1624C.

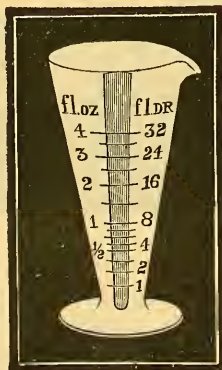


FIG. 1624D.

Fig. 1624C. . . . . per doz. 1 1 0

Fig. 1624D, per doz., 1-dram, 19s.; 2-dram, 21s.; 1-oz.,  
25s.; 2-oz., 28s.; 4-oz., 32s.; 6-oz., 36s.; 8-oz.,  
44s.; 10-oz., 52s. . . . . 2 15 0

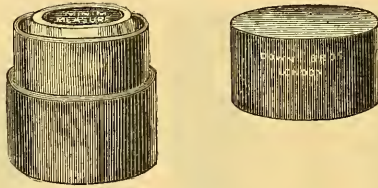
Appliances for the Ward and Sick Room, etc., *continued.*

FIG. 1625.

		£	s.	d.
Medicine Tumblers . . . . .	per doz.	0	5	0
Ditto and Minim Measures, in cases ( <i>Fig. 1625</i> )	per doz.	0	17	6




FIG. 1626.

Nurse's Case, Royal Berkshire Hospital pattern (*Fig. 1626*), containing Bow Dressing Forceps, Dressing Scissors, Spatula, Hypodermic Syringe, Silver Female Catheter, Enema and Vaginal Syringe, Tumbler and Minim Measure, in case, Clinical Thermometer, in plated case, Silver Probe, Tablet of Silk, Wire and Needles, and packet of Safety Pins, in neat morocco case . . . . . each 1 17 6

Appliances for the Ward and Sick Room, etc., *continued.*

Operation Tables,—	£	s.	d.
Guy's pattern, plain deal . . . . . each	12	0	0
Ditto, birch . . . . . „	15	15	0
<i>If without Arm Rests, each £1 10s. less.</i>			
<i>If to raise Pelvis, each £1 10s. extra.</i>			
St. Thomas's pattern, oak . . . . . each	18	18	0
Universal Iron Portable; can be adjusted to place patient in any required position, and to take to pieces for portability . . . . .	12	12	0

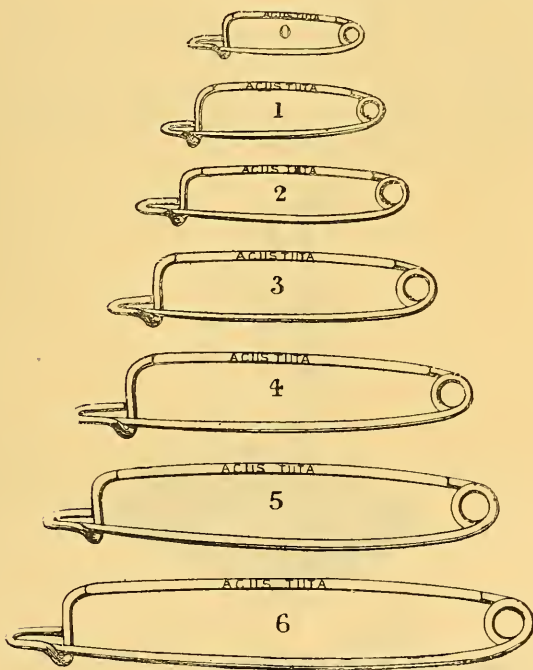


FIG. 1627.

Safety-pins (*Fig. 1627*), per gross, No. 0, 1s. 3d.;

1, 1s. 6d.; 2, 2s.; 3, 2s. 6d.; 4, 3s.; 5, 5s. 3d.; 6 0 7 6

Appliances for the Ward and Sick Room, etc., *continued.*

FIG. 1628.




FIG. 1629.

## Scales for Dispensing,—

	£	s.	d.
Hook-end Beam, 7-inch, and Silk Cords ( <i>Fig.</i> 1628), with weights complete, in mahogany boxes, with brass pans, 4s. ; with glass pans . . . . .	0	5	0
Box-end Beam, 7-inch, and Silk Cords ( <i>Fig.</i> 1629), with weights complete, in mahogany boxes, with brass pans, 9s. 6d. ; with glass pans . . . . .	0	10	9




FIG. 1630.

Brass Pillar, with lever and back string (*Fig.* 1630), and extra glass scale pan, £1 3s. ; nickel-plated . . . . . 1 7 6

## Scissors,—

Nail . . . . .	per doz., 18s., 24s., 30s. and	2	2	0
Ditto, curved on flat . . . . .	per doz.	2	14	0
'Surgery,' 7-in., unpolished . . . . .		0	2	6



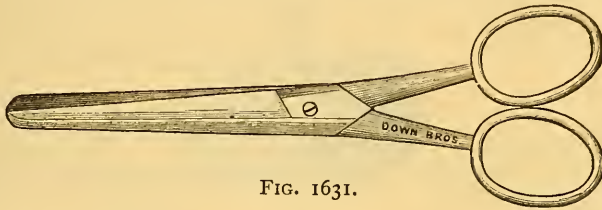
Appliances for the Ward and Sick Room, etc., *continued.*

FIG. 1631.

**Scissors, *continued.***—

	£	s.	d.
"Ward," with blunt points, polished ( <i>Fig. 1631</i> ), 5-in., 2s. 3d. ; 5½-in., 2s. 6d. ; 6½-in. . . . .	0	3	6
Screens, 4-fold, St. Thomas's pattern . . . . . each	2	8	6
Ditto, made of strong framework, for use with curtain hangings . . . . . each, birch, £2 2s. ; pine	1	9	6
<i>If fitted with castors, 6s. each extra.</i>			

**Spatulas, Palette, and Pill Knives, —**

Bone Spatulas, per doz., 6-in., 4s. 6d. ; 7-in., 6s. ; 8-in., 7s. ; 9-in., 8s. 6d. ; 10-in., 11s. 6d. ; 11-in. . . . .	0	13	6
Palette Knives, balance handle, per doz., 3-in., 6s. 6d. ; 4-in., 6s. 6d. ; 5-in., 7s. 6d. ; 6-in., 8s. 6d. ; 7-in., 12s. ; 8-in., 14s. 6d. ; 9-in., 18s. ; 10-in., £1 3s. 6d. ; 11-in., £1 10s. ; 12-in. . . . .	1	17	6
Pill Knives, balance handle, per doz., 3-in., 7s. ; 4-in., 7s. ; 5-in. . . . .	0	8	6



FIG. 1632.

**Spitting Mugs, —**

Earthenware ( <i>Fig. 1632</i> ) . . . . . per doz.	0	8	0
Papier-mâché " . . . . . "	1	4	0
Pewter " . . . . . "	2	11	0
Spitting Pots (chamber-shape) . . . . . "	0	6	0

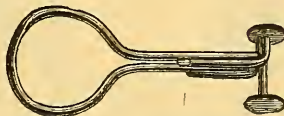


FIG. 1633.

**Spring Clips** (*Fig. 1633*), for use as stopcocks with india-rubber tube . per doz., 3s. 6d., 4s., 5s. and 0 6 0

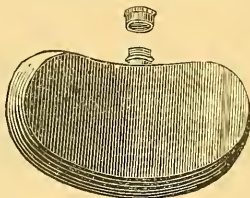
Appliances for the Ward and Sick Room, etc., *continued.*

FIG. 1634.

	£	s.	d.
Sprays, Disinfecting ( <i>see pages 495-497</i> ).			
Spray Inhalers ( <i>see pages 105-110</i> ).			
Stomach Warmers ( <i>Fig. 1634</i> ), pewter . . . each	0	10	0
Ditto, tin, 2 sizes . . . . . each, 3s. and	0	4	6
Stretchers, as used at Guy's and St. Thomas's Hospitals			
each	2	2	0
Ditto, St. John Ambulance pattern . . . . . „	2	15	0
Strops . . . . . each, 2s. and	0	3	6




FIG. 1635.



FIG. 1636.

## Thermometers,—

Boxwood, plain . . . . . per doz.	0	10	0
Ditto, polished with enamelled tubes ( <i>Fig. 1635</i> ) „	1	4	0
Japanned tin, for bath ( <i>Fig. 1636</i> ) . . . . . „	1	2	0

Appliances for the Ward and Sick Room, etc., *continued.*

Trolley, for removing patients from Wards to Operation Theatre (as used at St. Thomas's) . . . each 10 10 0  
 Urinals (*see also page 483*).

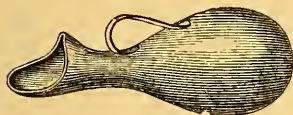


FIG. 1637.



FIG. 1638.

Urinals, Female,—

Earthenware, with handle ( <i>Fig. 1637</i> ) . . . . .	each	0	2	0
Ditto "spoonbill" ( <i>Fig. 1638</i> ) . . . . .	"	0	2	3
Glass ( <i>Fig. 1639</i> ) . . . . .	"	0	1	0

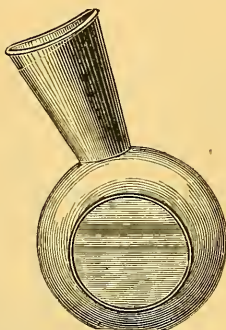


FIG. 1639.

Gutta-percha ( <i>Fig. 1639</i> ) . . . . .	each	0	3	6
---	------	---	---	---



FIG. 1640.



FIG. 1641.

India-rubber ( <i>Figs. 1640 and 1641</i> ) . . . . .	each	0	5	6
Pewter ( <i>Fig. 1637</i> ) . . . . .	"	0	13	6
Ditto ( <i>Fig. 1639</i> ) . . . . .	"	0	4	6



FIG.

Appliances for the Ward and Sick Room, etc., *continued.*

## Urinals, Male,

	£	s.	d.
Earthenware ( <i>Fig. 1642</i> ) . . . . .	0	2	0

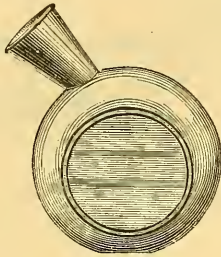


FIG. 1643.




FIG. 1644.

Glass ( <i>Fig. 1643</i> ) . . . . .	each	0	1	0
Gutta-percha ( <i>Fig. 1643</i> ) . . . . .	„	0	3	6
India-rubber ( <i>Fig. 1644</i> ) . . . . .	„	0	6	6
Pewter ( <i>Fig. 1642</i> ) . . . . .	„	0	13	6
Ditto ( <i>Fig. 1643</i> ) . . . . .	„	0	4	6

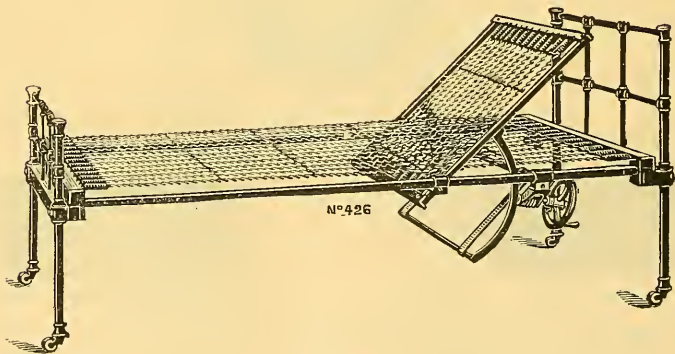


FIG. 1645.

## Invalid Spring Beds,—

With back rest to raise or lower the patient, fitted with excelsior spring mattress—when the support is flat it is an ordinary spring mattress—(*Fig. 1645*),  
7-ft. × 3-ft. . . . .

each 4 16 0

Appliances for the Ward and Sick Room, etc., *continued.*

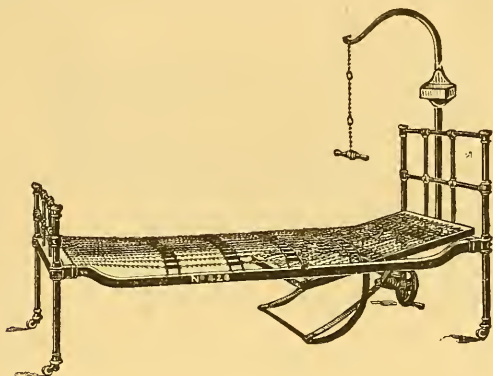


FIG. 1646.

Invalid Spring Beds, *continued,*—

*Fig. 1645, with the addition of self-elevator (Fig. 1646)*

£ s. d.

each, extra    0 15 0

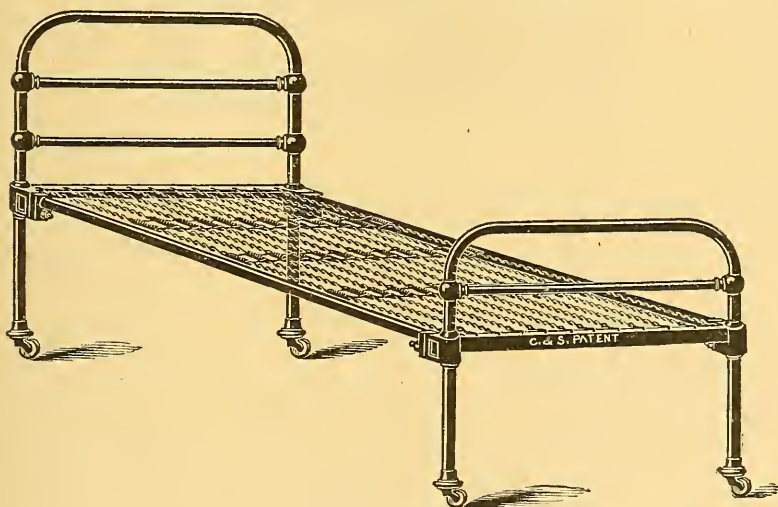


FIG. 1647.

Plain Bedstead, with spring mattress, for Cottage Hospitals, etc. (*Fig. 1647*), 6-ft. 6-in. × 3-ft. . . . each

1 11 6

Cots, for Children's Hospitals, both sides fall down for convenience of nurse, woven wire spring mattress (*Fig. 1648*), 4-ft. 3-in. × 2-ft. 3-in. . . . each

2 2 9

M M

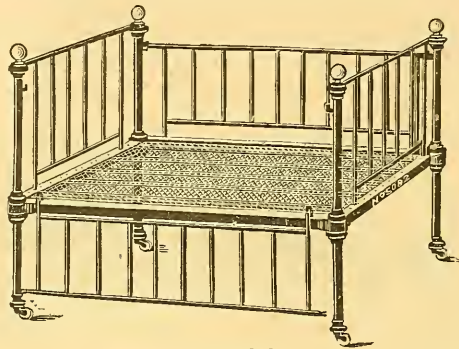
Appliances for the Ward and Sick Room, etc., *continued.*

FIG. 1648.

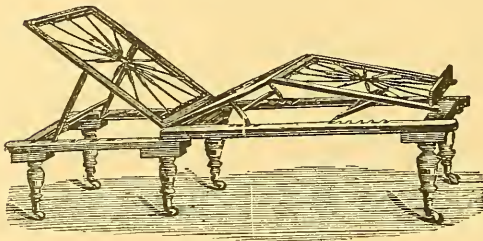


FIG. 1649.

Invalid Spring Beds, *continued.*—

	£	s.	d.
Couches, "Matlock," with arrangement to alter length ( <i>Fig. 1649</i> ) . . . . . each	5	5	0
Vapour Baths ( <i>see pages 96 and 97</i> ).			
Ward Dressing Tables or "Ambulances," as used at Guy's Hospital . . . . . each	3	13	6
Weighing Machines . . . . . „	8	0	0
Wheel Chairs (as used in Guy's Hospital) . . . „	4	4	0
Ditto, with slide boards for resting right or left leg, each	4	14	6
<i>Wheels fitted with leather tyres, 7s. 6d. extra.</i>			
<i>If fitted with hand-rails, 7s. 6d. extra.</i>			

## BANDAGES, LINTS, WOOLS, PLASTERS, AND WOUND DRESSING MATERIALS.

	£	s.	d.
<b>Ambulance Hampers</b> , as made for the St. John Ambulance Association, containing Set of Splints, Roll of Lint, Tins of Plaster, Wool, and Marine Lint, Bandages, Tourniquet, 2 Sponges, Tape, Triangular Bandages, Knife, Scissors, Spring Forceps, 2 Reels Thread, Needles, and Packet Pins; in neat hamper covered with waterproof cloth . . . each	1	16	0
<b>Antiseptic Dressings</b> ( <i>Special Quotations for large quantities</i> ),—			
Boracic Lint . . . . . per lb.	0	2	0
Ditto Wool . . . . . „	0	2	6
Carbolic Bandages, per doz., 2-in., 1s. 4d.; 2½-in., 1s. 6d.; 3-in., 1s. 9d.; 4-in., 2s.; 6-in.	0	3	0
Ditto, Catgut (chromatized), 5 sizes, in bottles, per bottle	0	0	10
Ditto, ditto, dry, in hanks, 5 sizes . per doz. hanks	0	4	0
Ditto Gauze . . . . . per doz. yards	0	2	0
Ditto, ditto, in quantities of not less than 100 yards, per doz. yards	0	1	9
Ditto Lint . . . . . per lb	0	2	0
Ditto Silk . . . . . per reel	0	0	10
Ditto Tow, Calvert's 10 per cent. . . . . per lb.	0	1	1
Ditto Wool . . . . . „	0	2	6
Eucalyptus Gauze . . . . . per doz. yards	0	3	0
Ditto, ditto, in quantities of not less than 100 yards, per doz. yards	0	2	6
Ditto Wool . . . . . per lb.	0	3	0
Gamgee's Sponges . . . . . per doz.	0	3	9
Gutta-percha Tissue . . . . . per lb.	0	12	6
Ditto, hospital quality . per yard, 1s. 3d.; „	0	9	0
Iodoform Gauze . . . . . per doz. yards	0	4	9
Ditto Wool . . . . . per lb.	0	6	0
Oakum or "Antiseptic Marine Lint" . . . . . „	0	1	0
Oiled Paper . . . . . per gross sheets	0	12	0
Oiled Silk Protective . . . . . per yard	0	2	6
Pink Jaconet . . . . . „	0	2	4
Salicylic Silk, "Hospital" . . . . . per lb.	0	4	0
Ditto, ditto, "Super" . . . . . „	0	5	0
Ditto Wool . . . . . „	0	3	0

Bandages, Lints, Wools, etc., *continued.*

Antiseptic Dressings, <i>continued</i> ,—		£	s.	d.
Sal Alembroth Gauze . . . . .	per doz. yards	0	2	3
Ditto, Wool . . . . .	per lb.	0	2	3
Sero-Sublimate Gauze . . . . .	per doz. yards	0	2	6
Sanitary Towels . . . . .	per doz.	0	2	0
Sanitas Gauze . . . . .	per doz. yards	0	3	0
Sublimate Gauze . . . . .	” ”	0	3	0
Surgical Dressing, similar to “Tenax” . . . . .	per lb.	0	0	9
Stypium . . . . .	” ”	0	1	0
Tarred Tow, similar to “Styptic Tow” . . . . .	” ”	0	0	6
Tenax . . . . .	” ”	0	1	6
Thymol Gauze, per doz. yards, bleached, 4s. 6d. ;				
	unbleached	0	3	6
Wood Wool, in 1-lb. bags . . . . .	per lb.	0	1	2
Ditto, in 10-lb. bags . . . . .	”	0	1	1
Ditto, diapers . . . . .	per doz.	0	2	0
Ditto, Wadding . . . . .	per lb.	0	1	10

## Bandages, Calico, Bleached, per dozen rolls,—

	3 yards.	4 yards.	6 yards.	9 yards.
1-in.	1/-	1/4	—	—
1½-in.	1/4	1/9	—	—
2-in.	1/10	2/4	3/9	—
2½-in.	2/3	3/-	4/6	6/9
3-in.	2/9	3/9	5/6	8/3
4-in.	3/3	4/4	7/3	10/9
6-in.	5/9	8/-	11/3	17/-

Bandages, Calico, Unbleached, specially prepared free from  
“dress,” as used by the St. John Ambulance Association.

	3 yards.	4 yards.	6 yards.	9 yards.
1-in.	1/-	—	—	—
1½-in.	1/3	—	—	—
2-in.	1/8	2/2	—	—
2½-in.	2/-	2/8	4/-	6/-
3-in.	2/4	3/-	4/8	7/-
4-in.	3/-	4/-	6/-	9/-
6-in.	4/8	6/-	9/6	14/-

Bandages, Calico, Unbleached, “Hospital,”  
in 6-yard rolls,—

2-in.	per doz. rolls	0	2	0
2½-in.	”	0	2	4
3-in.	”	0	2	8



Bandages, Lints, Wools, etc., *continued.*

Bandages, Open Wove, Bleached, "Strong," in £ s. d.  
6-yard rolls,—

2-in. . . . .	per doz. rolls	0	2	0
2½-in. . . . .	"	0	2	6
3-in. . . . .	"	0	3	0

Bandages, Open Wove, Bleached, "Hospital,"  
in 6-yard rolls,—

2-in. . . . .	per gross rolls	0	16	6
2½-in. . . . .	"	1	2	0
3-in. . . . .	"	1	5	0
4-in. . . . .	per doz.	0	3	0
6-in. . . . .	"	0	4	6

Bandages, with selvage edge, Bleached, in 6-yard rolls,—

2-in. . . . .	per doz. rolls	0	4	6
2½-in. . . . .	"	0	6	0
3-in. . . . .	"	0	7	6
4-in. . . . .	"	0	9	0

Bandages, Open Wove, Unbleached, in 6-yard rolls,—

2-in. . . . .	per gross rolls	0	14	6
2½ in. . . . .	"	0	18	0
3-in. . . . .	"	1	1	0

Cotton Net, or "Stocking" Bandage,—

2	2½	3	3½	4 in.
1/10	2/-	2/6	3/-	3/6 per doz. yards.

Domette, in 6-yard rolls, 3 in. wide . . . per doz. 0 12 6  
Ditto, ditto, ditto, "Hospital" . . . " 0 9 6

Esmarch's Triangular, Unbleached Calico . . . " 0 4 0  
Ditto, Illustrated . . . . . " 0 6 0

Flannel, in 6-yard rolls, 3 in. wide . . . " 0 15 0  
Ditto, ditto, ditto, "Hospital" . . . " 0 9 6

Gauze, Sayre's,—

For plaster of Paris, in 4-yard rolls, 4 in. . . . .	"	0	4	6
Ditto, in 6-yard rolls, per doz., 3-in., 4s. 6d.; 4-in. . . . .	"	0	6	0
Ditto, prepared ready for use, in sealed tins, contain- ing 6, 9 or 12 4-yard rolls, 4-in., per doz. rolls	"	0	8	0
Ditto, ditto, ditto, 6-yard rolls, 3-in., per doz. rolls	"	0	8	0

India-rubber Web, per doz. yards, 2-in., 7s. 6d.;

2½-in., 8s. 6d.; 3-in. . . . .	0	9	6
Ditto, with soft edges, per doz. yards, 2½-in., 10s.; 3-in. . . . .	0	11	6

Bandages, Lints, Wools, etc., <i>continued.</i>				£	s.	d.
Linen,—	3-yard.	4-yard.	6-yard rolls.			
2½ in.	5/9	7/9	11/6			
3 in.	7/6	10/-	15/-			
“ Many-tailed ”	Bandages	.	.	per doz.	1	0 0
Muslin Fine,—						
For Croft's Splints,	6-yard rolls,	3 inch.	.	per doz.	0	3 9

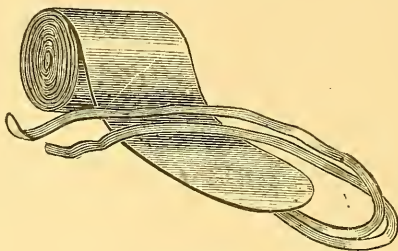


FIG. 1650.

Martin's pure Para-rubber (*Fig. 1650*), made in strict accordance with Dr. Martin's original instructions.

	Gauge.	5 feet.	7½ feet.	10½ feet.	15 feet.	21 feet.
2½ inch	21	Each 2/-	3/-	4/-	6/-	8/-
3 "	21	„ 2/3	3/6	4/6	6/9	9/-


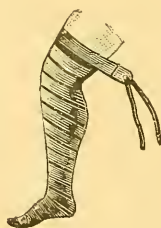
WITH IMPROVED  
FASTENER.

FIG. 1651.

Statham's Porous Rubber (*Fig. 1651*),—

	Gauge.	5 feet.	7½ feet.	10½ feet.	15 feet.	21 feet.
2½ inch	21	Each 2/-	3/-	4/-	6/-	8/-
3 "	21	„ 2/3	3/6	4/6	6/9	9/-
“ T ” or Perineal	.	.	.	.	per doz.	0 12 0

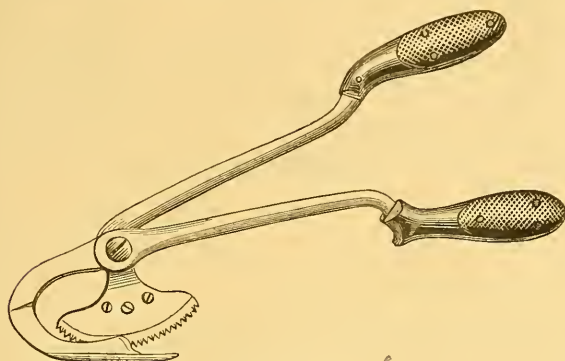
Bandages, Lints, Wools, etc., *continued.*

FIG. 1652.

	£	s.	d.
Bandage Cutters, Down's improved Circular Saw, each	2	5	0
Ditto, Gowen's ( <i>Fig. 1652</i> ) . . . . . „	3	3	0

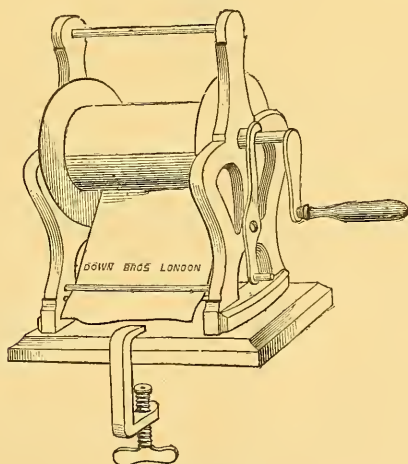


FIG. 1653.

Bandage Rollers ( <i>Fig. 1653</i> ) for 3-in. bandages . each	0	10	0
Ditto, ditto, for 6-in. bandages . . . . . „	0	13	6
Ditto, wood, for plaster of Paris bandages. . „	0	6	6

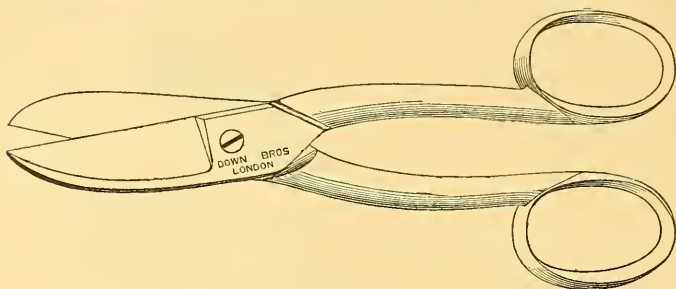
Bandages, Lints, Wools, etc., *continued.*

FIG. 1654.

	£	s.	d.
Bandage Shears, Seutin's, for starch bandages . . . each	0	10	6
Ditto, steel, strong, for plaster bandages ( <i>Fig.</i> 1654) ,,	0	9	6

Drainage Tube Clips (*see page 513*).



FIG. 1655.

## Drainage Tubes,—

Decalcified Bone, assorted sizes . . . . . per bottle	0	10	6
Black india-rubber, perforated . . . . . per yard	0	0	8
Red india-rubber, plain or perforated, 24 sizes, per yard, 8d. to	0	2	0

*Sample Cards of sizes on application.*

Ditto, canvas-lined, with shield for Empyema . . . each	0	1	6
Vulcanite, perforated ( <i>Fig.</i> 1655), 3 sizes . . . per set	0	3	0
Wire, Chassaignac's . . . . . per foot	0	1	6



FIG. 1656.

Drainage Tube Probes ( <i>Fig.</i> 1656), for introducing same . . . . . each	0	2	3
Ditto, Forceps, Lister's, for ditto ( <i>Fig.</i> 190, <i>page</i> 147) each	0	3	6

Dressing Trays (*see pages 505-507*).

Finger Stalls, India-rubber . . . . . per doz.	0	3	0
Ditto, ditto, with wrist bands . . . . . ,,	0	4	6

Bandages, Lints, Wools, etc., *continued.*

Lints ( <i>Special quotations for large quantities</i> ),—	£	s.	d.
Cotton . . . . .	per lb.	0	1 9
No. o. Flax . . . . .	”	0	2 8
No. I. Ditto . . . . .	”	0	3 2
Oiled Silk, best . . . . .	per yard	0	4 0

## Plasters.

	Glazed Calico.	Unglazed Calico.	Stout Calico.	Holland.	Moleskin.
Emp. Adhesive Opt. per doz. yds.	4/-	5/6	—	6/-	20/-
” Belladon. ”	—	—	23/-	—	33/-
” Cer. Saponis ”	9/-	10/-	—	—	23/-
” Plumbi ”	5/6	—	—	—	—
” Roborans Opt. ”	8/-	—	—	—	22/-
” Saponis Alb. ”	5/6	—	—	—	21/-

Durham's Silk Plaster . . . . .	per yard	£	s.	d.
Leicester Strapping, in 6-yard rolls, 16-in. wide, brown holland, per doz. yards, 6s. 9d.; calico . . . . .		0	6	0
Ditto, brown holland, in 1-yard tins, each, 6d.; in 6-yard tins . . . . .	each	0	2	3
Ditto, calico, in 6-yard tins . . . . .	”	0	2	0
Ditto, flesh-coloured cambric, in 1-yard tins, per doz.		0	5	3
Ditto, isinglass, on fine cambric, ditto . . . . .	”	0	18	0
Ditto, rubber adhesive ditto . . . . .	”	0	9	0
Ditto, Salicylic on waterproof ditto . . . . .	”	2	5	0
Ditto, tape plasters, rubber adhesive, 10-yard rolls, $\frac{1}{2}$ -in., 12s.; $\frac{3}{4}$ -in., 15s.; 1-in., 18s.; $1\frac{1}{2}$ -in., 24s.; 2-in. . . . .	per doz.	1	7	0

## Leslie's Plasters,—

Caddies, containing 10 yards (6-in. wide) on roller, Emp. Adhesive, on calico or holland . . . . .	each	0	5	0
Emp. Adhesive, in 1-yard tins, each, calico, 8d.; brown holland . . . . .		0	0	9
Ditto, in 6-yard tins, each, calico, 3s.; brown holland . . . . .		0	3	0
Ditto, in 12-yard tins, brown holland . . . . .	each	0	6	0
Emp. Cerat. Saponis, in 6-yard tins . . . . .	each	0	4	0

Bandages, Lints, Wools, etc., *continued.*

Leslie's Plasters, <i>continued</i> ,—		£	s.	d.
Tape Plasters, on calico, $\frac{1}{8}$ th to $1\frac{1}{2}$ -in. wide, in 6-yard tin boxes . . . . .	per doz.	0	10	0
Ditto, on holland, $\frac{1}{2}$ , 1, and $1\frac{1}{2}$ -in wide, in 5-yard tin boxes . . . . .	per doz.	0	10	0
Ditto, on silk, in 3-yard tin boxes . . . . .	„	0	10	0
Tape Plasters on black waterproof, $\frac{1}{2}$ , 1, and $1\frac{1}{2}$ -in. wide, in 5-yard tin boxes . . . . .	per doz.	0	15	0
<b>Mather's Surgeon's Rubber Adhesive</b> . . . . .	per yard	0	1	7
<b>Mead's Adhesive Plaster (Seabury &amp; Johnson)</b> ,—				
1-yard rolls, 7-in. wide . . . . .	per roll	0	1	4
5-yard rolls, 12-in. wide . . . . .	„	0	5	6
Ditto, tape plasters, on 10-yard spools, $\frac{1}{4}$ -in., 14s. ; $\frac{1}{2}$ -in., 16s. ; 1-in., 20s. ; $1\frac{1}{2}$ -in., 24s. ; 2-in., 28s. ; 3-in. . . . .	per doz.	2	0	0
<b>Sponges, for Wounds, Honeycomb</b> , per doz., 4s., 6s., 9s.		0	12	0
Ditto, Turkey . . . . .	per doz., 6s., 9s., 13s. 6d., 18s.,	1	1	0
Ditto, ditto, small cup for eye, etc. . . . .	per doz.	0	10	0
Ditto, large, flat for Ovariectomy . . . . .	each, 3s. and	0	4	0
<b>Spongio Piline</b> . . . . .	per square yard	0	13	0
<b>Syringes for Wounds, brass, with plated pipes (Fig. 413, page 115)</b> , each, 1-oz., 5s. 6d. ; 2-oz., 6s. 6d. ; 3-oz., 7s. 6d. ; 4-oz. . . . .				
		0	8	6
<i>With Finger Rings, 1s. each extra.</i>				
Ditto, "Higginson's," as used at St. Thomas's, glass or ivory pipes . . . . .	each	0	3	0
Bryant's Douche, tin reservoir, with vulcanite pipe and stopcock . . . . .	each	0	13	6
<b>Tow</b> . . . . .	per lb., 4d., 6d., and	0	0	10
<b>Wools, etc. (Special quotations for large quantities)</b> ,—				
Absorbent, best . . . . .	per lb.	0	1	10
Ditto, seconds . . . . .	„	0	1	4
Brown, common . . . . .	„	0	0	9
White, seconds . . . . .	„	0	1	3
Ditto, best . . . . .	„	0	1	6
Ditto, super . . . . .	„	0	2	0
Gamgee's Tissue . . . . .	per lb. 1/9, 2/-, and	0	2	6
Wadding, in sheets, for splint padding, etc. . . . .	per piece	0	3	6













